

OSPREY SIGNPOST ⑩

LITERACY TASK

Have a look at the picture opposite.

Write a story about Mr Jones and the giant toilet roll!

CREATIVE TASK

Make an Easter Card using any resources you like. It could be real or it could be on Purple Mash. It's up to you.



MATHS TASK

Write down the properties of the shapes below.

Science TASK


Have a go at the zoomed in activity below. Once you email me with your answers, I will send you a picture of what it really is!



Please complete as many of the tasks as possible, however please try to put MORE into the task which appeals to you the most.

Upload your work to STARZ or ask a parent to email your work for Miss McGinty to mark.

2D Shape Word Mat




circle



rectangle



triangle



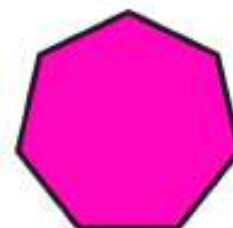
oval



octagon



square



heptagon



rhombus



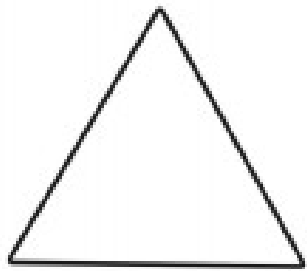
pentagon



hexagon

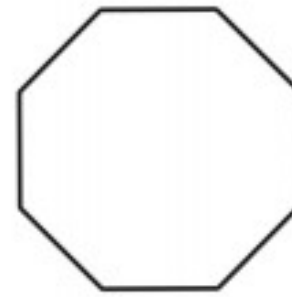


kite



A triangle has ____ sides.

A triangle has ____ corners.



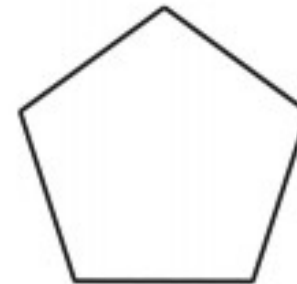
An octagon has ____ sides.

A octagon has ____ corners.




A rectangle has ____ sides.

A rectangle has ____ corners.




A pentagon has ____ sides.

A pentagon has ____ corners.



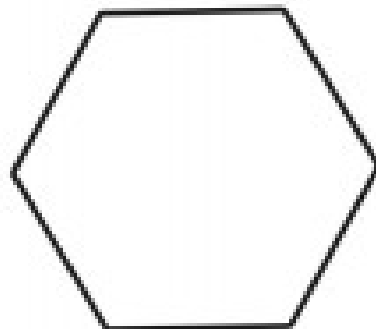
A square has ____ sides.

A square has ____ corners.



A circle has ____ side.

A circle has ____ corners.



What are the properties of a hexagon?

Explorify

Explorify is a fantastic resource created by the Wellcome Trust for schools to support children in thinking scientifically.

This is one of their zoom in, zoom out activities. It starts with a very close up shot.

Think about these questions:

- What do you think the image is and why?
- What does the image remind you of and why?
- Can you describe the colours, textures and shapes?

ZOOM IN, ZOOM OUT

Spectacular spheres

