

Next Steps

Admission to Secondary School; a guide for parents

2016
2017

Application Deadline
31 October 2015

Apply online at

<http://www.cambridgeshire.gov.uk/admissions>

Published September 2015

Key Information

Cambridgeshire Admissions Team



Admissions Team

OCT1221

The Octagon

Castle Hill

Cambridge

CB3 0AP



0345 045 1370

FAX 01223 727941

Office Hours

Mon-Thurs

09:00-17:00

Friday

09:00-16:30



admissions@cambridgeshire.gov.uk



<http://www.cambridgeshire.gov.uk/admissions>

Social and Education Transport Team (SETT)



0345 0455 208



edtransport@cambridgeshire.gov.uk



www.cambridgeshire.gov.uk/education/transport

Advisory Centre for Education (ACE)



0300 0115 142



www.ace-ed.org.uk

Department for Education (DfE)

Ofsted:



www.ofsted.gov.uk

Schools finder directory:



<http://schoolsfinder.direct.gov.uk/>

School performance tables:



<http://education.gov.uk/schools/performance/>

Foreword



This booklet has been written specifically for parents and carers of children who are due to transfer to secondary school. We understand that these are important steps in a child's life.

We are proud of the schools in Cambridgeshire. All children are valued and are entitled to high standards of teaching and a wide range of opportunities to learn and develop throughout their education.

All the information you need to know about the admissions process is available in this guide and is also available on the County Council's website at:

www.cambridgeshire.gov.uk/admissions

In addition to the information you find here, each school produces its own prospectus and provides opportunities for parents to visit at their open events and find out more about the facilities and services provided.

I am certain that your son or daughter will enjoy and benefit from their time at their new school.

A handwritten signature in blue ink, appearing to read 'Adrian Loades'.

Adrian Loades
Executive Director
Children, Families and Adults Services

Contents

| | | | |
|--|-----------|--|-------------------|
| Introduction | 5 | How do I appeal? | 22 |
| Important Dates | 7 | •How do I request an appeal? | 22 |
| Making An Application | 8 | •When will my appeal be heard? | 22 |
| •How the process works | 8 | •What happens at an appeal hearing? | 22 |
| •How to Apply | 10 | •What if my appeal is unsuccessful? | 23 |
| •Applying Online | 10 | | |
| •Applying on Paper | 11 | Home to school transport | 22 |
| •Supplementary Information Forms (SIFs) | 12 | | |
| •Changing preferences | 12 | Where can I get further information | 26 |
| Frequently Asked Questions | 13 | Cambridgeshire school directory | 27 |
| How Are Places Offered | 18 | •School Open Events | 28 |
| •What are oversubscription criteria? | 18 | •Secondary schools in Cambridgeshire (map) | 29 |
| •Types of school in Cambridgeshire | 18 | •School details | 28 onwards |
| The Allocation Process | 19 | Glossary of terms | 62 |
| •When will I know which school my child has been offered? | 20 | Useful contact information | 65 |
| •What if my child does not get a place at any of my preferred schools? | 20 | | |
| •What is a reserve list? | 20 | Neighbouring Local Authorities | 66 |
| •Accepting a school offer | 21 | | |
| •Declining a school offer | 21 | | |

Introduction

This booklet is for parents and carers of children living in Cambridgeshire applying for a year 7 place at a secondary school for September 2016 or a year 9 place at an upper school.

If your child lives outside Cambridgeshire, please contact your home local authority for details on how to apply. To check if you are a Cambridgeshire resident, please consult the website <http://my.cambridgeshire.gov.uk/> for details of your catchment school

This booklet explains:

- How to decide which school/s you would like to apply for;
- How to make your application for a Year 7 or Year 9 place, where that is the natural year of entry;
- How places will be allocated when a school receives more requests for places than it can accommodate;
- What will happen if it is not possible to offer your child a place at your preferred school;

Changing school is an important step for your child, and we realise it can be a difficult time for you as well. Cambridgeshire County Council co-ordinates the admissions to all maintained (state) schools and academies in the county and aims to make the process fair and transparent for all.

Please read the information in this booklet carefully and contact us if you need any further help. Contact details for the Admissions Team are given on the inside cover and other useful contacts are provided on page 64.

All information is available on our website
www.cambridgeshire.gov.uk/admissions

The website will also contain links to other sites or sources of information which may help. You can also use the website to make your application online which is a quick and easy way of applying for a school place.

It is essential that you make your application by 31 October 2015.

You should also read the leaflet entitled ***“Starting Secondary School”*** which is our quick-start guide to the application process. The leaflet has been sent to you via your child’s current Cambridgeshire school and is also available on our website.


Information about Cambridgeshire secondary schools can be found from page 27 onwards. We would also encourage you to find out more about the schools you are interested in by visiting their open event, looking at their website and reading their prospectus. A list of all the open events can be found on page 28.


Children with a Statement of Special Educational Needs

If your child has a Statement of Special Educational Needs or an Education Health and Care Plan, you should not make your application directly to the Admissions Team.

You will receive information from your child's SEN Casework Officer regarding the specific application process for your child. If you have any queries, please contact the Statutory Assessment and Resources (STAR) Team who will be able to advise you further.

Statutory Assessment and Resources (STAR) Team

 01480 372600

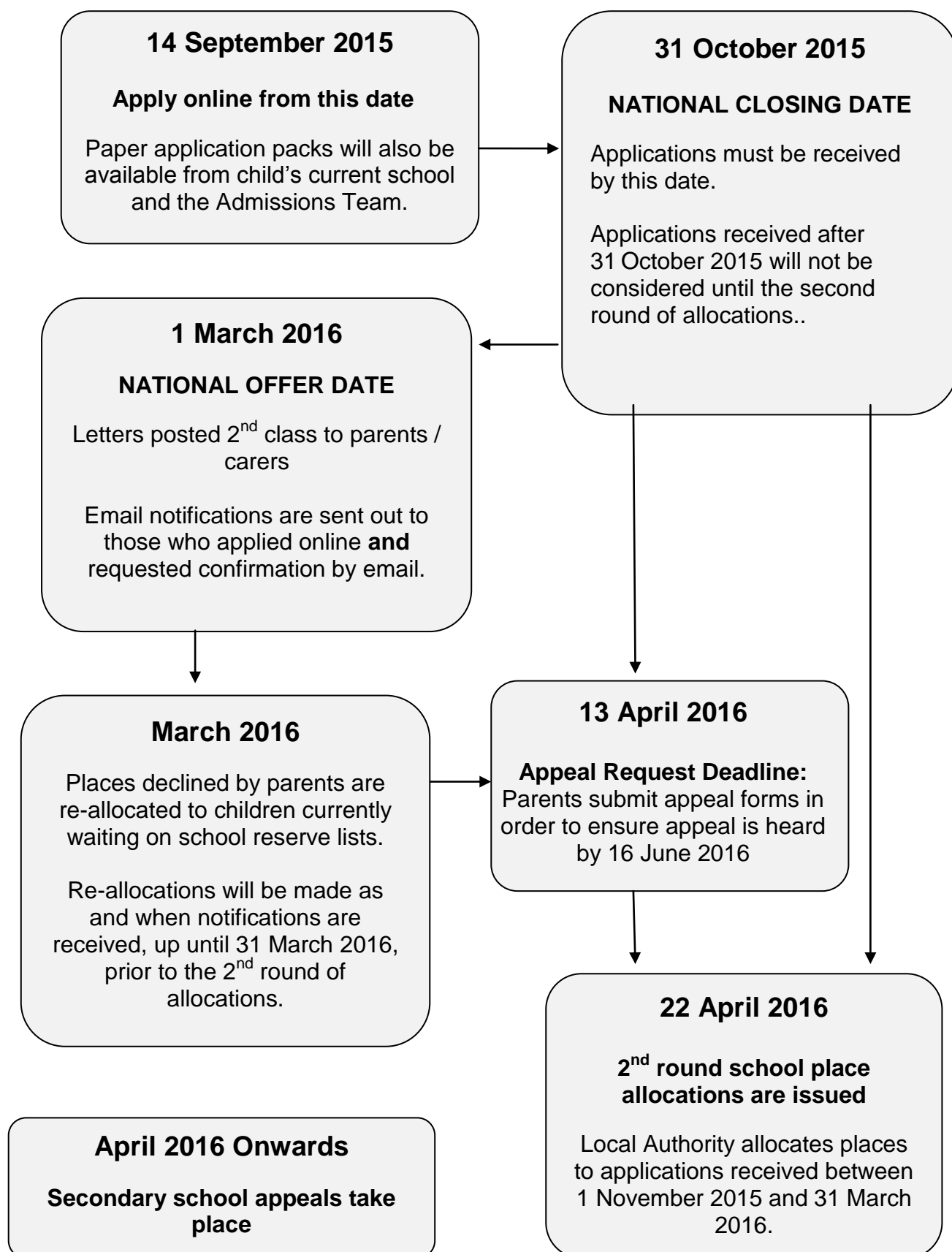
 start@cambridgeshire.gov.uk

 <http://www.cambridgeshire.gov.uk/childrenandfamilies/specialneedsdisabilities/>

Admission of children from overseas:

If you are moving from overseas and will be resident in Cambridgeshire for 6 teaching weeks or longer your child may be eligible for a secondary school place. You should submit your application by the national closing date of **31 OCTOBER 2015**. You will then need to provide proof of your Cambridgeshire address by 1 December 2015; failure to do so may invalidate your application, please see page 12 for further details.

Important Dates



Making an Application

How the process works

Under the co-ordinated admissions arrangements, you can list the schools that you wish to apply for, in order of preference, on one application form. This includes schools both within and outside the authority area in which you live. You can apply online or return your application form to the county where your child lives.

All local authorities use a computerised system to exchange details of applications with other local authorities, and to co-ordinate the offer of places to ensure each child is offered only one school place. This will be for the highest preference school that can offer a place to your child when the oversubscription criteria are applied to all applications.

Where a school receives more applications than it has places available (i.e. where it is over-subscribed), the published over-subscription criteria will be used to decide the order in which applicants will be offered places.

The aim of co-ordinated admissions is to make the system fairer, with more parents being offered one of their preferred schools.

What has happened in previous years?

- In March 2015 the following percentage of Cambridgeshire families were offered one of the schools listed on their application form:
- **92.05%** were offered a place at their first preference school;
- **97.36%** were offered a place at one of their three preferred schools.

Use all three Preferences

In Cambridgeshire, you can apply for up to three schools in order of preference. If you only apply to one school, you will only be considered for that school. You will, therefore, be wasting the opportunity to be considered for other schools, should your preference not be successful. Schools do not know the order in which you have ranked them on your application form, or which other schools you have applied for. That information is confidential prior to the allocation of places. You should place the schools in the order you would like your child to attend.

Which schools to apply for?

You need to think realistically about how likely you are to be offered a place at a particular school before you apply for it.

Try to obtain as much information as possible about how places at your preferred schools are allocated:

- Look at the directory section in this guide to;
 - a) view the over-subscription criteria for each school, and
 - b) see how many children were offered places last year, and the criterion allocated to.

- Consider which criterion applies to your child.
- Consider which is your nearest school.
- Check that your information about a school is correct –visit the school, talk to school staff and make an informed decision for your child.
- Do not make your decision based on other people’s opinions or experiences. Your situation is different and things change every year.

It is recommended that you name your catchment school as one of your three preferences, because this is the school that is most likely to be able to offer your child a place.

Important information

If you choose not to express a preference for your child’s catchment school you should be aware of the following:

- There is no guarantee of a place being available at your catchment school, if you are unsuccessful with your preferred school.
- Your child may be allocated a school place much further away from your home.
- You will be responsible for all home to school transport arrangements and costs.
- There is no guarantee that a younger brother or sister will be allocated a place at your preferred school in future years.

Can I apply for schools outside of Cambridgeshire?

If you live near the county boundary, you may want to consider applying for schools in neighbouring authority areas. Contact details of these can be found on page 58 of this guide. However, living in Cambridgeshire, you will still need to make your application through Cambridgeshire County Council.

Remember:

- Make time to visit the school(s).
- Do not judge a school by what others say
- Make realistic preferences
- Think about transport and how your child will get to school.
- Consider younger siblings when making your selection

How to Apply

All applications must be completed and returned to the Admissions Team by the national closing date of **31 October 2015**.

It is vital that you apply on time. Applications received after this date will be treated as late and you are much less likely to be offered a place at your preferred school.

There are two ways to make your application for a secondary school place:

- Online via our website; www.cambridgeshire.gov.uk/admissions
- On a secondary transfer application, copies of which are available from your local primary / junior school, from the Admissions Team or available for download from our website.

Applying Online

It is quick, simple and safe to make your application online, and **91.14%** of parents made their application this way last year. The facility will be available via the website;

www.cambridgeshire.gov.uk/admissions

from **14 September 2015**, and you can make your application from this date until **31 October 2015**.

The benefits of making your application online are as follows:

- You will receive an email confirmation that your application has been received.
- Available 24 hours a day, 7 days a week until the national closing date 31 October 2015.
- You can log in and view your child's school offer on 1 March 2016. This will also be sent by email, on the day, to those who request it.
- You can change the details on your application up until midnight on the closing date.
- The system has a series of security procedures which keeps the information provided safe.
- There is no risk that your application will get lost in the post.

Online Applications:

- All online applications must be submitted **before** midnight on **31 October 2015**. Any applications begun but left un-submitted will **not** be considered.
- Please ensure that you have read the Terms and Conditions **before** submitting your application.
- **If you re-visit your application at any time you must ensure that it is re-submitted, otherwise the application cannot be processed.**

Applying on Paper

If you prefer not to make your application online, you can choose to complete a paper application form available on our website, from your child's current school or from the Admissions Team directly.

Please note, if you are applying for a year 7, year 9 or year 10 place where that is the natural year of entry for the school, you must complete the secondary transfer application. If you complete an in-year application form it will be returned to you and your preferences will not be processed.

All paper applications and required supporting documents must be returned to the Admissions Team by **31 October 2015**.

If you have already made an online application for your child, you **must not** submit a paper form as well. If we do receive both a paper and an online application, the application with the most recent date (i.e. the latest) will be the application accepted.

Posting your Application Form

Please also ensure that you have provided the correct postage for your envelope, as failure to do so will lead to your application form not being received.

We recommend that all paper application forms are posted by "signed-for" recorded delivery, and that you retain your proof of postage. The Admissions Team accept no responsibility, and will make no exceptions, for applications that do not reach us and are not posted by this method.

You may also wish to include a stamped, self-addressed envelope with your application form, so we can post you a confirmation slip when it has been received.

If you choose to hand the application in to your child's current school, please request a confirmation receipt.

Supplementary Information Forms (SIF)

In most cases it is only necessary to complete the local authority's application form. However, some schools also require the completion of a **Supplementary Information Form (SIF)**. This is used to help the governors consider your application fully, in accordance with the school's oversubscription criteria.

In Cambridgeshire **St Bede's Inter Church School** is currently the only secondary school that requires the completion of a SIF. If you wish your child to be considered under the school's religious criteria, you **must** complete a SIF, (available either on our website or from the school) and return it to the **school** directly before the closing date of **31 October 2015**.

Please be aware that if you do not complete and return the required SIF by the closing date, your child will not be considered under the schools' religious criteria.

Changing Preferences

You may change your preference(s), prior to the closing date, either by editing and re-submitting your online application, or completing a new paper application form.

In all cases these changes must be made by the closing date of 31 October 2015.

You cannot amend your preferences after the closing date unless there are genuine reasons for doing so, e.g. a recent house move. They will also only be considered where an application has been received by the national closing date of 31 October 2015.

Any requests to change already submitted preferences received after **1 December 2015**, regardless of the circumstances, will not be considered until the second round of school place allocations on 22 April 2016.

Please bear in mind that only **one** application will be processed per child at one time. This means that any new application received will replace your previous application and cancel any previous offer made. If the parent or carer wishes to keep their initial offer or remain on reserve lists for schools they originally requested and were refused, they must be included on any amended application.

Frequently Asked Questions about making an application

Which schools can I apply for?

You can apply for a place at any maintained or academy (i.e. non-fee paying) mainstream school on your home authority's online system or paper application form, as long you are applying for the school's natural year of entry.

I don't know the area very well, how do I find out where the schools are?

A list of schools is provided in the directory section of this guide. You can also visit <http://my.cambridgeshire.gov.uk/> which enables you to search for schools in your area based on your home post code.

What happens if I apply after the closing date?

It is vital that your child's application is received by the national closing date **31 October 2015**. Any application made after this date will be treated as a late application, which means that it will not be processed until the second round of applications. Late applicants will not receive an offer of a school place on 1 March 2016

What is my child's home address?

It is very important that the address you give on your child's application will be your child's permanent or main residence at the time school places are allocated on **1 March 2016**. This should also be the address where your child will be residing when they start school in September 2016.

My Child's time is divided between two addresses, which one do we use?

Your child's application can only be considered from **one** home address. The address used on your application **must** be the address at which your child spends the majority of school nights (Sunday through Thursday).

When a child's time is divided equally between two addresses you **must** provide a copy of a child benefit letter or a doctor's registration letter, this address will then be used as your allocation address. Failure to do so by **1 December 2015** will result in your application not being processed.

Please be aware that an address used for before and after-school childcare arrangements will **not** be considered.

Shared Parental Responsibility

Where more than one adult shares parental responsibility, and live at different addresses, it is important that agreement be reached, prior to making the application, on which schools to apply for.

If different applications are received, or the Admissions Team is made aware of a dispute between two parents, all applications will be placed on hold and will **not** be processed until such time that:

- one joint application is made, signed by all parties; or
- written agreement is provided from both parents; or
- a court order is obtained confirming which parents' application carries precedence

Please ensure that only one joint application is submitted by 31 October 2015. If multiple applications are received you risk your child not being considered for a school place or lead to an offered place being withdrawn.

How will you verify my address?

The Local Authority will take steps to verify your child's home address either by cross referencing information held by your child's current (Cambridgeshire maintained) school or by requesting that you provide proof of the address.

This proof may be requested at any point during the admissions process, including after your application has been submitted, and may include one or more of the following documents:

- a copy of your child's benefit statement issued no more than three months earlier;
- a council tax notification, that covers the national offer date, 1 March 2016,
- a letter from your solicitor confirming exchange of contracts on a property you are purchasing. This letter **must** confirm the exact date for completion of the purchase;
- a copy of a rental agreement for at least 12 months signed by both the tenant and the landlord;
- a copy of the notice to quit (if returning to a property you own, that is currently tenanted);
- a utility bill issued no more than three months earlier;
- a bank statement issued no more than three months earlier;
- a registration letter from your child's doctor.

Unless otherwise stated above, this proof of address must have been issued no earlier than three months before the date your application is received.

If you do not return the satisfactory documentation by the date requested - or by 1 December 2015, whichever is sooner - this may invalidate your child's application.

What happens if I move address?

If you move address at any point during the admissions process, either within Cambridgeshire or into Cambridgeshire, it is **your** responsibility to immediately inform the Admission Team, in writing, of this change and provide proof of your new address. Failure to do this may invalidate your child's application.

If your house move takes place after the **31 October 2015**, or wish the school offer to be based on a future house move (to take place by September 2016), you will need to submit your application form by 31 October 2015, noting the move on your form, and provide proof of the new address by **1 December 2015** in order for it to be considered.

If your proof of address is not / cannot be provided by **1 December 2015**, your child's school allocation will be based on your **current** address (if your child currently attends a Cambridgeshire maintained school).

If you are moving from overseas or your child does not currently attend a Cambridgeshire maintained school and you are unable to provide your proof of address by **1 December 2015**, your application will **not** be processed until the satisfactory proof is received.

Keep Us Updated

Please remember it is your duty to inform the Admissions Team of any change in circumstances. Failure to do so can invalidate your application and lead to the school place being withdrawn.

My child currently attends an Independent school / a school in another County is there anything different I need to do?

If your child does not currently attend a Cambridgeshire maintained school it is your responsibility to provide sufficient proof of their address in Cambridgeshire.

It is important that you provide this proof as quickly as possible. If it is received after the **1 December 2015**, your child's application will **not** be considered until the second round of allocations on **22 April 2016**.

If we do not receive proof of their address your child's application will be held on file and will **not** be processed and no school offer will be made.

What if someone uses a fraudulent address or gives other false information on their application?

Regrettably, on occasion some parents have given false information about their home address to get a place at a particular school.

This practice is not acceptable and can deny a place to a child with more genuine claim.

Cambridgeshire County Council expects all applications to be made in good faith, giving correct information. All claims of fraudulent applications are taken seriously, and investigated until resolved to the satisfaction of the Admissions Team.

Any school place obtained by the use of incorrect or fraudulent details will be withdrawn

What is a catchment area?

In Cambridgeshire we operate a catchment area system. A catchment area is a defined geographical area surrounding a school from which it will usually take the majority of its pupils. All secondary schools in Cambridgeshire, with the exception of St Bede's Inter Church School, have a defined catchment area.

In a small number of cases an address will be in the catchment area for a primary or junior school that falls under Cambridgeshire, and a secondary school that falls under a neighbouring Local Authority, or vice versa. If this is the case for your child's home address, you should make your application to the Local Authority who oversees the Primary or Junior School you are in catchment for. To check the catchment area for your home address, please consult <http://my.cambridgeshire.gov.uk/> or contact the Admissions Team

How is home to school distance measured?

For school place allocations within Cambridgeshire, distances, are calculated by measuring a straight line from the reference point of the home address (as determined by the National Land and Property Gazetteer) to the main pupil entrance to the secondary school. For further information please see the glossary of terms on page 61.

All measurements are calculated digitally. For families who live outside of Cambridgeshire, distances are determined using a combination of local maps and on-line resources.

What if I forget to make an application for my child?

If you do **not** complete an application form, or your application is received after the 31 October 2015 your child will **not** receive a school offer on **1 March 2016**.

If you realise that you have forgotten to make an application, it is important you complete one as soon as possible. Any application received after **31 October 2015** will not be offered a school place on **1 March 2016**.

What happens if I have twins or multiple-birth children?

If you have more than one child going through the process at the same time, you must make a separate application for each child. Please ensure that you make reference to each child on all application forms. Every effort will be made by the Local Authority to ensure that these children will be offered places together.

I wish to make an application for a school that is outside of Cambridgeshire, who do I send my application to?

If you are a Cambridgeshire resident you must make your application through the Cambridgeshire Admissions Team, regardless of the location of your preferred school. The Team will then co-ordinate with the relevant Local Authority to ensure that your application is considered alongside those who live within that authority.

What if I want my child to start secondary school a year early or a year late?

It is Cambridgeshire County Council's policy to admit children to the year group appropriate to their date of birth. In exceptional circumstances, your child may be able to start school a year earlier or later than would normally be the case. For further information please contact the Admissions Team.

Please note that the fact that a child has come from an educational system abroad, or does not speak English as their first language will not normally be considered as an exceptional circumstance. Support is available in all our schools within the correct year group for these children. An unsuccessful appeal for a place at a school will not be considered appropriate grounds for requesting a place in a different year group.

My child was previously a Looked After Child, is there anything different I need to do?

If your child was previously looked after (in care) and has since been adopted or is now under a special guardianship or residency order (now known as a child arrangement order) they will be given higher priority within every Cambridgeshire school's criteria.

However, you will be required to provide evidence to support this request in the form of the adoption certificate or special guardianship / residency order / child arrangement order. You will need to make specific mention of this on your application, as Cambridgeshire County Council Admissions Team do not have access to public care records.

How Are Places Offered?

Each school has a **Published Admission Number (PAN)**. This is the maximum number of pupils that can be admitted each year, based on the accommodation available at a school. The number is based on a national formula for deciding how many children can go to a school without causing overcrowding.

Many schools receive more applications than their PAN can accommodate. To decide which children to offer places to, specific admission criteria are used. These are known as the school's oversubscription criteria.

What are oversubscription criteria?

These are the criteria by which all applications are considered when more applications are received than there are places available. Different schools have different criteria, so it is important that you check the admission arrangements for all the schools you wish to apply for.

What types of schools are there in Cambridgeshire?

In Cambridgeshire there are three types of school available to secondary school age children:

Foundation Schools

Foundation schools, as with Voluntary Aided schools, are their own admissions authority and set their own oversubscription criteria. They do not, however, hold any religious character.

Academy Schools

Academy schools, including those that are Free Schools, University Technical Colleges, are state-funded, non-fee paying independent schools. Each academy is operated by a trust which appoints a governing body who are their own admission authority and set their own oversubscription criteria.

University Technical Colleges

University technical colleges (UTCs) are academies for 14- to 19-year-olds. They focus on providing technical education that meets the needs of modern employers. They offer technical courses and work-related learning, combined with academic studies. For further information on applying to University Technical Colleges, please see the booklet

“Admissions to Colleges for Year 10 Places”

The Allocation Process

How it Works:

All Preferences are treated equally. This means we will look to see if a place is available at each of your preferences and offer you a place at your **highest** preference school that has a place available.

Step 1 If we can meet your first preference, we will offer your child a place at that school.

Step 2 If we cannot meet your first preference but can meet your second preference, we will offer your child a place at that school. Your child's name will then be added to the reserve list of your first preference school, and you will be offered your right of appeal.

Step 3 If we cannot meet your second preference, but can meet your third preference, we will offer your child a place at that school. Your child's name will be added to the reserve lists for your first and second preference schools, and you will be offered your right of appeal.

Step 4 If we cannot meet any of your preferences, we will offer your child a place at your catchment school if;

- you have not already expressed it as a preference; and
- following the allocation of all preferences, there remain places available

Alternatively a place will be allocated at the nearest designated school where a place is available.

Your child's name will be added to the reserve list for all of your preferred schools and you will be offered your right of appeal.

What is a designated school?

The local authority will offer a place at a school which is:

- a) the catchment school
- b) the nearest appropriate school (as described in the Authority's Home to School Transport Policy)
- c) the school specified in the child's statement of special educational needs.

Allocation Example

Alex lives in Cambridge and applies for the following three schools;

- 1) St Bede's IC School
- 2) Witchford Village College
- 3) Thomas Clarkson Academy

Thomas Clarkson Academy is Alex's catchment school, but he currently has a sibling attending Witchford Village College.

Alex's first preference is St Bede's. The school is oversubscribed and when the over subscription criteria were applied, places could only be offered to children as far as their religious criteria. Alex only met the lowest criterion for St Bede's and was not offered a place. His name was then placed on the school's reserve list.

Alex met the sibling criterion for Witchford Village College, his second preference. After the oversubscription criteria were applied the school were able to offer places to all children within this criterion and a place was offered

Alex would also have qualified for a place at his catchment school, Thomas Clarkson Academy. However, because his higher preference school could be offered, it was not necessary to offer him that place and it was offered to the next ranked child.

When will I know which school my child has been offered?

Offer letters will be posted 2nd class on **Tuesday 1 March 2016**. If you applied online you will be able to view your child's school offer by using the online facility on this date. You will also receive an email notification, if you requested one when completing your online application.

What if my child does not get a place at any of my preferred schools?

If a place cannot be offered at any of your preferred schools and you are a Cambridgeshire resident, you will be allocated a place at either your catchment school, if there are places remaining, or the nearest designated school to your home address with a place available. Page 16 of this booklet explains how to appeal against a decision not to allocate your child a place at a preferred school.

Your child's name will be placed on the **reserve list** for every school where they are refused a place.

What is a reserve list?

Reserve lists are not the same as waiting lists, children are placed on the list according to the schools over-subscription criteria rather than by the date the application was made. Your child will remain on a reserve list until **31 December 2016**, unless you are offered a place at by an independent appeal panel or by a place becoming available.

Your child's name will also be removed from a school's reserve list if you submit a new application that does not name the school as a preference, or we are able to allocate a place at school you have expressed a higher preference for on the new application.

Accepting a school offer

It is important that you accept your child's place. If you do not, we reserve the right to withdraw that place in order to offer it to another child. You can accept your child's place by contacting the school directly.

Accepting a place at the school offered will not lessen your chances of being offered a place at your preferred school either through the school's reserve list or through the appeals process.

Declining a school offer

If you do not wish to accept the school place offered, for example if you have moved out of Cambridgeshire, or have decided to educate your child privately, you **must** ensure you inform the Local Authority. This can be done by completing the refusal slip attached to the offer letter and returning it to the Admissions Team.

By completing the refusal slip you accept that you are withdrawing your current application and by doing so invalidating any offer of a place that has been made to you.

Offer after refusal

In some cases, the Admissions Team will initially be unable to offer a place at your preferred school, but a place may become available at a later date that we can offer to you. When this occurs we will inform you in writing, and you will need to decide if you wish to take up the newly offered higher preference school or retain the originally offered place. You **must** inform us of your decision, in writing, within ten working days of the offer being made; you can confirm by letter or by emailing admissions@cambridgeshire.gov.uk

If you do not respond within ten working days, a reminder will be sent by post and email (where sufficient contact details are supplied); if you do not respond within ten working days of the reminder, we will assume you wish to retain your original offer, the new offer will be withdrawn and your child's name will be removed from the school's reserve list.

How do I appeal?

You have a right of appeal if your child is not offered a place at any of your preferred school(s).

How do I request an appeal?

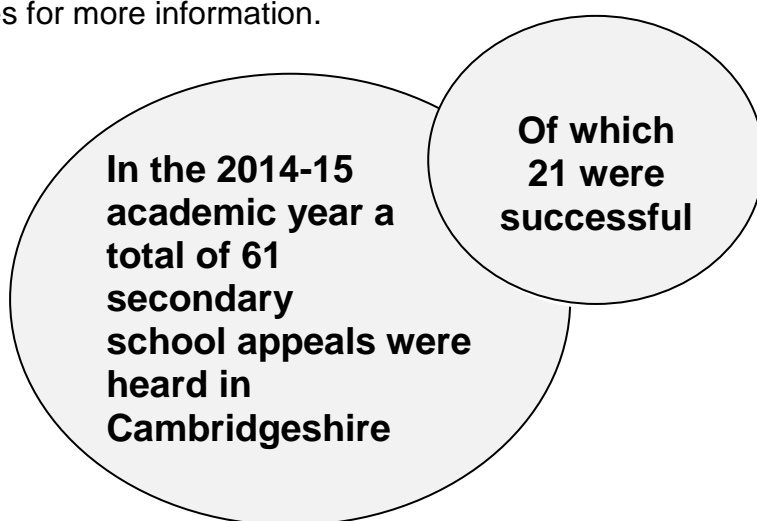
You will need to complete an appeal form which is available from the Admissions Team directly. This can be requested by email or by phone. Further information is available via our website at:

www.cambridgeshire.gov.uk/admissions

When will my appeal be heard?

Most appeals will be heard throughout May, June and early July. However, if you receive your offer on the 1 March 2016, and wish to request an appeal, this must be submitted to the Admissions Team by **13 April 2016**, to guarantee your appeal is heard before 16 June 2016.

If your application was considered in the second round of allocations, it is important that you submit your appeal request form as quickly as possible. Although we cannot guarantee that your appeal will be heard before the end of the summer term, we will ensure that it is heard within the statutory deadline. Please refer to the published appeals timescale on our appeals web pages for more information.



What happens at an appeal hearing?

An independent appeal panel will hear the admission authority's reasons for not giving your child a place at your preferred school.

During the appeal hearing the admission authority will explain why your preference was not met and why it is not possible to offer your child a place at your preferred school. You will then be given the opportunity to explain your reasons for wishing your child to attend your preferred school.

If you would prefer not to present your case in person, it is possible for your appeal to be heard in your absence. These appeals are considered only on the written information that you provide. It is, therefore, important that you consider whether you should attend the appeal in person or not.

The clerk to the appeal panel will let you know the decision in writing within five working days.

What if my appeal is unsuccessful?

The appeal panel's decision is legally binding on both yourselves as the appellant and the admission authority for the school. It is not possible to have another appeal for the same school within the same academic year, unless there has been a significant change in your circumstances.

Your options will be either to accept the school place that has been offered to you, or, alternatively, submit a new application for another school.

Home to school transport

Who is responsible for home to school transport?

Generally, as a parent, you are responsible for your child's journey to and from school. If you express a preference for your child to attend a school that is **not** the catchment school or the school designated* by the local authority, **you will be responsible for making arrangements for your child's journey to and from school and for meeting any costs involved.**

Does my child qualify for free home to school transport?

Cambridgeshire County Council will provide free transport if:

- your child lives within an area where Cambridgeshire is the local authority; and
- they are registered at the school designated¹ by the Local Authority; and
- this is not within walking distances (three miles for 11-16 year olds) measured by the shortest available walking route; and
- the journey from home to school can be achieved within 1 hour and 15 minutes.

If your family is on a low income i.e. in receipt of Free School Meals entitlement or on the maximum level of working tax credit, your child will be entitled to free transport to one of your 3 nearest secondary schools if you live more than 2 miles but less than 6 miles from that school.

Please note that with effect from September 2014 all denominational transport support ceased, except that which is statutorily required by the Education Act 2006 i.e. for children who meet the low income criteria, attending their nearest denominational secondary school on grounds of religion/belief and that school is within 2 and 15 miles from home.

How is the transport distance from my home to the school / college measured?

Distances for determining eligibility for home to school transport are measured by the shortest available walking route from the reference point of the home address, as determined by the National Land and Property Gazetteer (NLPG) or OS AddressBase Premium™ after October 2014, to the main pupil entrance to the secondary school.

What are normal arrangements for transport?

Passes are issued for use on either public service buses or contract buses. The council operates a "no pass, no travel" policy. Pupils will be refused travel if they do not provide a valid bus pass upon request.

Where can I find further information about Home to School Transport?

For further information regarding your child's entitlement to home to school transport and on how you will receive your bus pass please visit;

www.cambridgeshire.gov.uk/education/transport

¹ a designated school is either the catchment school for your home address or the nearest appropriate school, as determined by the Local Authority's Home to School Transport policy.

If my child does not qualify for free transport, can I purchase a bus pass?

In certain areas, parents of children not entitled to free transport can purchase passes for use on contract buses that have spare seats available. Passes are issued strictly on a “first come, first served” basis, and the County Council cannot guarantee their availability from one term to the next.

What if I choose a school for my child other than the school designated by the local authority?

You must make arrangement for your child’s journey to and from school and meet any costs involved.

Where can I get further information?

The Admissions Team are available to provide parents with factual information regarding the school admission and school admission appeals process. Their role is not, however, to advise parents on their applications or with the preparation / content of appeal cases.

Cambridgeshire County Council does offer a Transition Information Advice service. This service is available to provide parents with independent advice regarding:

- The admission and transfer process
- Information about schools
- School admission policies and criteria
- Travel issues
- The appeals process

Parents' School Preference Adviser

☎ 01223 699194
@ chosinaschool@cambridgeshire.gov.uk



Further independent information and advice is also available from the **Advisory Centre for Education (ACE)**. ACE is a national charity that provides advice and information to parents and carers on a wide range of school-based issues including exclusion, admissions, special education needs, bullying and attendance.

Advisory Centre for Education

☎ 0300 0115 142 🌐 www.ace-ed.org.uk

From September 2014, all local authorities must publish a local offer. The local offer brings together information from education, health and social care about the provision that it is available for children and young people aged 0 - 25 with special educational needs and disabilities (SEND) and their families. Cambridgeshire's local offer is available on www.cambridgeshire.gov.uk/send

Mainstream schools and academies must also publish information about SEND in their school and an annual information report outlining how they support children with SEND. This information will be published on individual school websites.

The Local Offer

🌐 www.cambridgeshire.gov.uk/send

Cambridgeshire School Directory

Every maintained secondary school in Cambridgeshire is listed in the school directory in alphabetical order. Each entry includes information to help you with your application.

School open event details

Please see page 28 for details of all school open events for parents. Please note some events are day events and some are in the evenings.

School Details

The entry for each school gives the contact details including:

- the school's address and telephone number and website;
- the School's Code, which can be used for searching for a particular school when using our online facility
- the school's age range;
- school type and specialism, which tells you what status and specialism the school holds (e.g. Foundation school with sports college status);
- the number of children on roll, which shows the number of children attending the school in January 2015;
- the Published Admission Number (PAN), which shows the total number of children that can be admitted to the school in September 2016;
- the religious denomination will be given where applicable.

Additional information requirements

If additional information, such as a Supplementary Information Form (SIF) or other religious confirmation, is required it will be clearly stated in this section.

Allocation Information from the previous year

This information is designed to help you see how likely it is that your child will be offered a place at your preferred school. The information within this table was correct as of the allocation date of 2 March 2015 and tells you:

- the number of preferences received;
- the number of places allocated;
- the criterion allocated up to; and
- the number of appeals heard.

Summary of oversubscription criteria for foundation schools and Academies

The information in this directory is just a summary of a school's admission arrangements. In order to view the full admissions policy for a school please refer to our website at:

www.cambridgeshire.gov.uk/admissions

or alternatively contact the school directly.

School open events

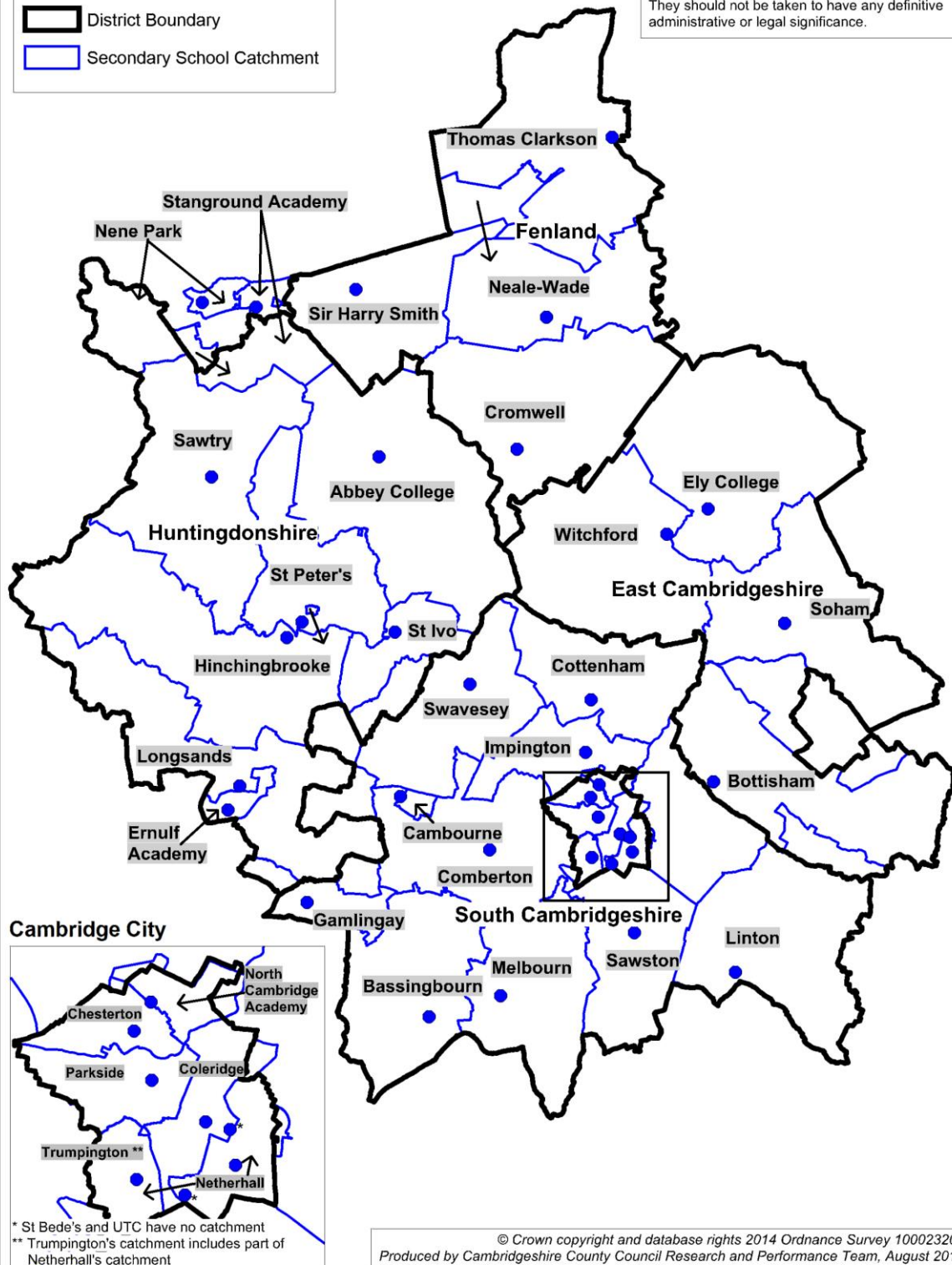
| School: | Date: | Time: | Notes: |
|-----------------------------------|------------|-----------------|---|
| Abbey College | 05/10/2015 | Contact College | |
| Bassingbourn Village College | 24/09/2015 | Contact College | |
| Bottisham Village College | 01/10/2015 | Contact College | |
| Cambourne Village College | 07/10/2015 | Contact College | |
| Chesterton Community College | 01/10/2015 | Contact College | |
| Coleridge Community College | 06/10/2015 | Contact College | |
| Comberton Village College | 08/10/2015 | Contact College | |
| Cottenham Village College | 08/10/2015 | Contact College | |
| Cromwell Community College | 22/10/2015 | Contact College | |
| Ely College | 01/10/2015 | Contact College | |
| Ernulf Academy | 22/10/2015 | Contact College | |
| Hinchingbrooke School | 06/10/2015 | 18:30 – 20:30 | Information talk & school tours |
| Hinchingbrooke School | 07/10/2015 | 09:20 – 11:00 | School tours only |
| Impington Village College | 05/10/2015 | 18:00 – 20:00 | Talks from the principal at 18:15 and 19:00 |
| Impington Village College | 06/10/2015 | See notes | Tours of the college at 09:00 and 11:00 |
| Linton Village College | 08/10/2015 | Contact College | |
| Longsands Academy | 20/10/2015 | Contact College | |
| Melbourn Village College | 28/09/2015 | Contact College | |
| Neale-Wade Academy | 30/09/2015 | Contact College | |
| Netherhall School | 08/10/2015 | Contact College | |
| North Cambridge Academy | 01/10/2015 | Contact College | |
| Parkside Community College | 15/10/2015 | Contact College | |
| Sawston Village College | 01/10/2015 | Contact College | |
| Sawtry Village Academy | 01/10/2015 | 18:00 onwards | |
| Sir Harry Smith Community College | 06/10/2015 | Contact College | |
| Soham Village College | 24/09/2015 | Contact College | |
| St. Bede's Inter Church School | 14/10/2015 | Contact College | |
| St. Ivo School | 08/10/2015 | Contact College | |
| St. Peter's School | 22/09/2015 | Contact College | |
| Swavesey Village College | 01/10/2015 | Contact College | |
| Thomas Clarkson Academy | 07/10/2015 | Contact College | |
| Trumpington Community College | 20/10/2015 | Contact College | |
| Witchford Village College | 08/10/2015 | 19:00 onwards | |

Secondary Schools in Cambridgeshire

Key

- Secondary School
- ▭ District Boundary
- ▭ Secondary School Catchment

Please Note: The boundaries shown on this map are intended to give an approximate indication of designated school catchments. They should not be taken to have any definitive administrative or legal significance.



You can also search for your catchment area school by postcode at <http://my.cambridgeshire.gov.uk/>

Abbey College

Abbey Road, Ramsey, Huntingdon, Cambs, PE26 1DG
 ☎ 01487 812352 💻 www.abbeycollege.cambs.sch.uk

| | |
|------------------------|---|
| School code: | 4603 |
| Age range: | 11 - 19 |
| School Type: | Academy with specialist Technology College Status |
| PAN for September 2016 | 180 |
| Students on roll: | 1156 |
| Open event(s): | 5 October 2015 |

Catchment area: Children living in the area of the following schools fall within the catchment area: Bury, Earith, Ramsey Junior, Ashbeach, Somersham, St. Helen's, Upwood and Warboys.

Oversubscription criteria:

The School Admissions Code requires that children with a statement that names the school sits before the over-subscription criteria.

1. Children who are in care, also known as Looked After Children (LAC) and children who were looked after but ceased to be so by reason of adoption, a resident order or special guardianship order.
2. Children who live in the catchment area, attend primary schools within the catchment area and who have a sibling at the school at the time of admission.
3. Children who live in the catchment area with a sibling at the school at the time of admission.
4. Children who live in the catchment area who attend the primary schools within it.
5. Children who live in the catchment area.
6. Children who live outside the catchment area, who attend primary schools within it and who have a sibling at the school at the time of admission.
7. Children who live outside the catchment area who have a sibling at the school at the time of admission.
8. Children who live outside the catchment area who attend the primary schools within the catchment area.
9. Children who live outside the catchment area, but nearest the school as measured by a straight line.

In cases of equal merit, priority will go first to children who are looked after (in the care of Social Services) and then the children living nearest the school according to the shortest available travel route. Please refer to the Glossary of Terms on page 62 of this guide for further information.

| | | | |
|------------------------------|-----|-----|-----|
| 2015 allocation information: | 1st | 2nd | 3rd |
| Preferences received: | 151 | 57 | 27 |
| Places allocated: | 177 | | |
| Criterion allocated to: | 9 | | |
| Appeals heard: | 0 | | |

Bassingbourn Village College

South End, Bassingbourn, Royston, Herts, SG85NJ

☎ 01763 242344

💻 www.bassingbournvillagecollege.com

| | |
|------------------------|--|
| School code: | 5401 |
| Age range: | 11 - 16 |
| School Type: | Academy with Technology College status |
| PAN for September 2016 | 125 |
| Students on roll: | 601 |
| Open event(s): | 24 September 2015 |

Catchment area: The College primarily serves a catchment area comprising the catchment areas of the following partner primary schools: Bassingbourn County Primary School, Guilden Morden Primary School, Petersfield Primary School, Orwell and Steeple Morden Primary School but welcomes applications from families who live outside this area.

Oversubscription criteria: Children who have a statement of special educational needs that names the school will be admitted. NB. Those children with a statement of special educational needs that does not name the school will be referred to Student Assessment to determine an appropriate place. Should applications exceed the agreed admissions number, priority will go, in order, to:

1. Children in Care, also known as Looked After Children (LAC) and children who were looked after but ceased to be so by reason of adoption, a resident order or special guardianship order.
2. A child who lives in the catchment area and attends Bassingbourn County Primary School, Guilden Morden Primary School, Petersfield Primary School, Orwell or Steeple Morden Primary School, and has a sibling* at Bassingbourn Village College at the time of admission.
3. A child who lives in the designated catchment area who attends one of the named primary schools within it (see 2 above).
4. A child who lives in the designated catchment area with a sibling at Bassingbourn Village College at the time of admission.
5. A child who lives in the designated catchment area of the named primary schools
6. A child who lives outside the designated catchment area who attends one of the named primary schools within it and who has a sibling at Bassingbourn Village College at the time of admission.
7. A child who lives outside the designated catchment area who attends one of the named primary schools within it.
8. A child who lives outside the designated catchment area who has a sibling at Bassingbourn Village College at the time of admission
9. If places remain available, the distance between home and school as measured by the shortest straight line distance

In cases of equal merit, priority will go to children within Cambridgeshire by measuring the straight line distance.

| | | | |
|------------------------------|-----|-----|-----|
| 2015 allocation information: | 1st | 2nd | 3rd |
| Preferences received: | 84 | 16 | 7 |
| Places allocated: | 112 | | |
| Criterion allocated to: | 9 | | |
| Appeals heard: | 0 | | |

Bottisham Village College

Lode Road, Bottisham, Cambs, CB25 9DL

☎ 01223 811250

💻 www.bottishamvc.org

| | |
|------------------------|--|
| School code: | 4002 |
| Age range: | 11 - 16 |
| School Type: | Academy with Humanities College Status and Applied Learning Specialism |
| PAN for September 2016 | 210 |
| Students on roll: | 1081 |
| Open event(s): | 1 October 2015 |

Catchment area: The college's catchment area is defined as the area served by the following Primary schools: Bottisham, Burwell, Cheveley, Kettlefields (Dullingham / Stetchworth villages), Fen Ditton, Fulbourn, Great Wilbraham, Teversham, Swaffham Bulbeck, and Swaffham Prior.

Oversubscription criteria: Children who have a statement of special educational needs that names the school will be admitted. NB. Those children with a statement of special educational needs that does not name the school will be referred to the Statutory Assessment and Resources (STAR) Team to determine an appropriate place.

1. Children in Care, also known as Looked After Children (LAC) and children who looked after but ceased to be so by reason of adoption, a resident order or special guardianship order.
2. Children who live in the catchment area, attend primary schools within the catchment area and who have a sibling at the school at the time of admission.
3. Children who live in the catchment area with a sibling at the school at the time of admission.
4. Children who live in the catchment area who attend the primary schools within it.
5. Children who live in the catchment area;
6. Children who live outside the catchment area, who attend primary schools within it and who have a sibling at the school at the time of admission;
7. Children who live outside the catchment area who have a sibling at the school at the time of admission;
8. Children who live outside the catchment area who attend the primary schools within the catchment area;
9. Children who live outside the catchment area, but nearest the school as measured by a straight line.

In cases of equal merit priority will go to children living nearest the school by shortest straight line distance. Please refer to the Glossary of Terms on page 62 of this guide for further information.

| | | | |
|------------------------------|-----|-----|-----|
| 2015 allocation information: | 1st | 2nd | 3rd |
| Preferences received: | 257 | 94 | 30 |
| Places allocated: | 210 | | |
| Criterion allocated to: | 6 | | |
| Appeals heard: | 3 | | |

Cambourne Village College

Sheepfold lane, Cambourne, CB23 6FR

☎ 01954 284000

💻 www.cambournevc.org

| | |
|------------------------|-------------------------------------|
| School code: | 4006 |
| Age range: | Years 7, 8 and 9 for September 2016 |
| School Type: | Free School |
| PAN for September 2016 | 150 |
| Students on roll: | 317 |
| Open event(s): | 7 October 2015 |

Catchment area: Children living in the catchment area of the following feeder primary schools in Cambourne: Monkfield Park, The Vine Inter Church, Jeavons Wood, Hardwick (the village of Cambourne only)

Oversubscription criteria: Where numbers of applications for any year group exceed the number of published year group places, after the admission of pupils with a statement of SEN naming the school, applications will be considered in the following order or priority.

1. Children in Care, also known as Looked- After Children (LAC) to include those who were previously looked-after, but ceased to be so because they were adopted or became subject to a residence order or special guardianship order.
2. Children living¹ in the catchment² area and who have a sibling³ at the school at the time of admission.
3. Children living in the catchment² area.
4. Children who live outside the catchment area, who attend a feeder primary school within it and who have a sibling³ at the school at the time of admission.
5. Children who live outside the catchment area who have a sibling³ at the school at the time of admission.
6. Children who live outside the catchment area who attend a feeder primary school within the catchment area.
7. Children who live outside of the catchment area.

If more applications are received than there are places under any of the over-subscription criteria then the places will be offered in order of distance from the home address to the relevant point, distance being measured in a straight line from the front door of the pupil's accommodation to the relevant point.

| | | | |
|------------------------------|-----|-----|-----|
| 2015 allocation information: | 1st | 2nd | 3rd |
| Preferences received: | 153 | 64 | 26 |
| Places allocated: | 150 | | |
| Criterion allocated to: | 9 | | |
| Appeals heard: | 0 | | |

¹ The home address is defined as the address of the adult with parental responsibility with whom the child normally lives and which applies at the time of application. Applications based on future addresses can only be considered up to 6 teaching weeks before the child is expected to take up the place and upon confirmation of a minimum of six month tenancy agreement or exchange of contracts¹.

² A map showing the catchment area and/or further information can be obtained from the Local Authority.

³ A sibling is defined as another child living in the same family home

Chesterton Community College Academy

Gilbert Road, Cambridge, CB4 3NY

☎ 01223 712150

💻 www.chestertoncc.net

| | |
|------------------------|--|
| School code: | 4029 |
| Age range: | 11 - 16 |
| School Type: | Academy with Humanities College Status |
| PAN for September 2016 | 180 |
| Students on roll: | 918 |
| Open event(s): | 1 October 2015 |

Catchment area: The area serving the following primary schools falls within the catchment area: Arbury, Milton Road, Mayfield and St. Luke's.

Oversubscription Criteria: Children who have a statement of special educational needs that names the school will be admitted. NB. Those children with a statement of special educational needs that does not name the school will be referred to the Statutory Assessment and Resources (STAR) Team to determine an appropriate place.

1. Children in Care, also known as Looked After Children (LAC), and children who were looked after but ceased to be so by reason of adoption, a resident order or a special guardianship order.
2. Children who live in the catchment area, attend primary schools within the catchment area and who have a sibling at the school at the time of admission;
3. Children who live in the catchment area with a sibling at the school at the time of admission;
4. Children who live in the catchment area who attend the primary schools within it;
5. Children who live in the catchment area;
6. Children who live outside the catchment area, who attend primary schools within it and who have a sibling at the school at the time of admission;
7. Children who live outside the catchment area who have a sibling at the school at the time of admission;
8. Children who live outside the catchment area who attend the primary schools within the catchment area;
9. Children who live outside the catchment area, but nearest the school as measured by a straight line.

In cases of equal merit priority will go to children living nearest the school by shortest straight line distance. Please refer to the Glossary of Terms on page 62 of this guide for further information.

| | | | |
|------------------------------|------------------|-----|-----|
| 2015 allocation information: | 1st | 2nd | 3rd |
| Preferences received: | 206 | 113 | 56 |
| Places allocated: | 210 ¹ | | |
| Criterion allocated to: | 8 | | |
| Appeals heard: | 4 | | |

¹ An extra form of entry was run for this year group only, with the agreement of the Governing Body.

Parkside Federation Academies: **Coleridge Community College**

Radegund Road, Cambridge, CB1 3RJ

☎ 01223 712300

💻 www.parksidefederation.org.uk

| | |
|------------------------|----------------|
| School code: | 4031 |
| Age range: | 11 - 18 |
| School Type: | Academy |
| PAN for September 2016 | 120 |
| Students on roll: | 530 |
| Open event(s): | 6 October 2015 |

Catchment area: The area serving the following primary schools falls within the catchment area: Abbey Meadows, Morley Memorial, Ridgefield and St. Philip's. For further information on a specific address please contact the Admissions Team.

Oversubscription criteria: Oversubscription criteria will be applied to determine priority for places as follows:

Children whose statement of special educational needs names the school take priority over all other applicants and will be admitted irrespective of whether there are places available in the year group. Those children with a statement of special educational needs that does not name the school will be referred to the Statutory Assessment and Resources (STAR) Team to determine an appropriate place.

1. Children in care, also looked after children (LAC), and children who were looked after but ceased to be so by reason of adoption, a resident order or special guardianship order;
2. Children who live in the Coleridge catchment area, who have a sibling at Coleridge at the time of admission;
3. Children who live in the Coleridge catchment area;
4. Children who have a sibling at Coleridge at the time of admission;
5. Children who attend a primary school within the Coleridge catchment area
6. Children who live nearest Coleridge by the shortest straight line distance by measuring a straight line from the center point of the home, to the main pupil entrance to the secondary school.

In cases of equal merit priority will go to children living nearest the school by shortest straight line distance. Please refer to the Glossary of Terms on page 62 of this guide for further information.

- Sibling means any child of compulsory school age living in the same family unit.
- Home address means the place the child resides for the majority of school nights with an adult who has parental responsibility
- A map of the catchment area is available from the College or the LA Admissions Team. Details of which streets are in the catchment area are available from the Admissions Team.

| | | | |
|------------------------------|-----|-----|-----|
| 2015 allocation information: | 1st | 2nd | 3rd |
| Preferences received: | 62 | 72 | 48 |
| Places allocated: | 117 | | |
| Criterion allocated to: | 6 | | |
| Appeals heard: | 0 | | |

Comberton Village College

West Street, Comberton, Cambs CB23 7DU

☎ 01223 262503

💻 www.combertonvc.org.uk

| | |
|------------------------|------------------------------------|
| School code: | 5406 |
| Age range: | 11-18 |
| School Type: | Academy with Sports College status |
| PAN for September 2016 | 240 |
| Students on roll: | 1740 |
| Open event(s): | 8 October 2015 |

Catchment area:

CATCHMENT AREA FOR ADMISSION TO YEAR 7

Children living in the catchment areas of the following feeder primary schools: Barton, Barnabas Oley – Great Gransden, Bourn, Caldecote, Coton, Dry Drayton, Hardwick (excluding the village of Cambourne), Haslingfield and Meridian, Comberton.

CATCHMENT AREA FOR ADMISSION TO YEAR 8

Children living in the catchment areas of the following feeder primary schools: Barton, Bourn, Caldecote, Coton, **Dry Drayton**, Hardwick (excluding the village of Cambourne), Haslingfield, and Meridian, Comberton.

CATCHMENT AREA FOR ADMISSION TO YEARS 9

Children living in the catchment areas of the following feeder primary schools: Barton, Bourn, Caldecote, Coton, Hardwick (excluding the village of Cambourne), Haslingfield, and Meridian, Comberton.

CATCHMENT AREA FOR ADMISSION TO YEARS 10 & 11

Children living in the catchment areas of the following feeder primary schools: Barton, Bourn, Caldecote, Coton, Hardwick, Haslingfield, and Meridian, Comberton, Monkfield Park, Jeavons Wood and The Vine in Cambourne.

Oversubscription criteria:

Where numbers of applications for any year group exceed the number of published year group places, after the admission of pupils with a statement of SEN naming the school, applications will be considered in the following order of priority:

1. Children in Care, also known as Looked After Children (LAC) to include those who were previously looked-after, but ceased to be so because they were adopted or became subject to a residence order or special guardianship order
2. Children living¹ in the catchment area², who attend one of the feeder primary schools listed above and who have a sibling³ at the school at the time of admission. *Parents may contact the Local Authority (LA) if they are uncertain whether or not they reside in the catchment area.*
3. Children living¹ in the catchment² area and who have a sibling³ at the school at the time of admission.
4. Children living¹ in the catchment² area and who attend one of the feeder primary schools listed above.
5. Other children living¹ in the catchment² area.
6. Children who live outside the catchment area, who attend a feeder primary school within it and who have a sibling³ at the school at the time of admission.
7. Children who live outside the catchment area who have a sibling³ at the school at the time of admission.
8. Children who live outside the catchment area who attend the primary schools within the catchment area.
9. Children who live outside the catchment area.

If more applications are received than there are places under any of the over-subscription criteria then the places will be offered in order of distance from the home address to the relevant point, distance being measured in a straight line from the front door of the pupil's accommodation to the relevant point.

| 2015 allocation information: | 1st | 2nd | 3rd |
|------------------------------|-----|-----|-----|
| Preferences received: | 233 | 196 | 71 |
| Places allocated: | 240 | | |
| Criterion allocated to: | 9 | | |
| Appeals heard: | 0 | | |

¹ The home address is defined as the address of the adult with parental responsibility with whom the child normally lives and which applies at the time of application. Applications based on future addresses can only be considered up to 6 teaching weeks before the child is expected to take up the place and upon confirmation of a minimum of six month tenancy agreement or exchange of contracts'.

² A map showing the catchment area and/or further information can be obtained from the Local Authority.

³ A sibling is defined as another child attending Comberton Village College or Comberton Sixth Form living in the same family home at the time of application.

Cottenham Village College

High Street, Cottenham, Cambs CB24 8UA

☎ 01954 288944

💻 <http://cvcweb.net>

| | |
|------------------------|---|
| School code: | 4038 |
| Age range: | 11-18 |
| School Type: | Academy with Mathematics and Computing College Status |
| PAN for September 2016 | 180 |
| Students on roll: | 791 |
| Open event(s): | 8 October 2015 |

Catchment area: Cottenham Village College's catchment area is defined as children living in the area of the following primary schools; Cottenham, Waterbeach and Willingham.

Oversubscription criteria:

Children who have a statement of special educational needs that names the College will be admitted. NB. Those children with a statement of special educational needs that does not name the College will be referred to Student Assessment to determine an appropriate place.

1. Children in care, also looked after children (LAC), and children who were looked after but ceased to be so by reason of adoption, a resident order or special guardianship order
2. Children living in the catchment area attending feeder primary schools, with a sibling attending the College
3. Children living in the catchment area with a sibling attending the College at the time of admission
4. Children living in the catchment area attending a feeder primary school
5. Children who live in the catchment area
6. Children living outside the catchment area attending feeder primary schools, with a sibling attending the College.
7. Children living outside the catchment area with a sibling attending the College at the time of admission
8. Children living outside the catchment area attending a feeder primary school
9. Children who live outside the catchment area, but nearest the College as measured by a straight line.

In cases of equal merit in each set of criteria, priority will go to children living nearest the College as measured by a straight line. Please refer to the Glossary of Terms on page 62 of this guide for further information.

| | | | |
|------------------------------|-----|-----|-----|
| 2015 allocation information: | 1st | 2nd | 3rd |
| Preferences received: | 129 | 56 | 23 |
| Places allocated: | 162 | | |
| Criterion allocated to: | 9 | | |
| Appeals heard: | 0 | | |

Cromwell Community College

Wenny Road, Chatteris, Cambs, PE16 6UU

☎ 01354 692193

💻 www.cromwellcc.org.uk

| | |
|------------------------|--|
| School code: | 4045 |
| Age range: | 11 - 18 |
| School Type: | Academy with Humanities College Status |
| PAN for September 2016 | 210 |
| Students on roll: | 1095 |
| Open event(s): | 22 October 2015 |

Catchment area: Children living in the catchment area of the following primary schools fall within the catchment area for the college: Benwick, Glebelands, Kingsfield, Lionel Walden, Manea and Thomas Eaton.

Oversubscription Criteria: Children who have a statement of special educational needs that names the school will be admitted. NB. Those children with a statement of special educational needs that does not name the school will be referred to the Statutory Assessment and Resources (STAR) Team to determine an appropriate place.

1. Children in Care, also known as Looked After Children (LAC), and children who were looked after but ceased to be so by reason of adoption, a resident order or a special guardianship order.
2. Children who live in the catchment area, attend primary schools within the catchment area and who have a sibling at the school at the time of admission;
3. Children who live in the catchment area with a sibling at the school at the time of admission;
4. Children who live in the catchment area who attend the primary schools within it;
5. Children who live in the catchment area;
6. Children who live outside the catchment area, who attend primary schools within it and who have a sibling at the school at the time of admission;
7. Children who live outside the catchment area who have a sibling at the school at the time of admission;
8. Children who live outside the catchment area who attend the primary schools within the catchment area;
9. Children who live outside the catchment area, but nearest the school as measured by a straight line.

In cases of equal merit priority will go to children living nearest the school by shortest straight line distance. Please refer to the Glossary of Terms on page 62 of this guide for further information.

| | | | |
|------------------------------|-----|-----|-----|
| 2015 allocation information: | 1st | 2nd | 3rd |
| Preferences received: | 186 | 56 | 12 |
| Places allocated: | 198 | | |
| Criterion allocated to: | 9 | | |
| Appeals heard: | 0 | | |

Ely College

Downham Road, Ely, Cambs, CB6 2SH

☎ 01353 667763

💻 www.elycollege.com

| | |
|------------------------|---|
| School code: | 4083 |
| Age range: | 11- 18 |
| School Type: | Academy with Business & Enterprise College status |
| PAN for September 2016 | 270 |
| Students on roll: | 1283 |
| Open event(s): | 1 October 2015 |

Catchment area: Children living in the area of the following primary schools fall within the catchment area: Ely St Mary's Junior, Ely St. John's, The Lantern, Downham Feoffees, Littleport and Millfield.

Oversubscription criteria:

Children who have a statement of special educational needs that names the school will be admitted. NB. Those children with a statement of special educational needs that does not name the school will be referred to the Statutory Assessment and Resources (STAR) Team to determine an appropriate place.

1. Children in Care, also known as Looked After Children (LAC); and children who were looked after but ceased to be so by reason of adoption, a resident order or a special guardianship order.
2. Children who live in the catchment area, attend primary schools within the catchment area and who have a sibling at the school at the time of admission;
3. Children who live in the catchment area with a sibling at the school at the time of admission;
4. Children who live in the catchment area and attend primary schools within it
5. Children who live in the catchment area.
6. Children who live outside the catchment area, who attend primary schools within it and who have a sibling at the school at the time of admission;
7. Children who live outside the catchment area who have a sibling at the school at the time of admission;
8. Children who live outside the catchment area who attend the primary schools within the catchment area
9. Children who live outside the catchment area, but nearest the school as measured by a straight line.

In cases of equal merit priority will go to children living nearest the school by shortest straight line distance. Please refer to the Glossary of Terms on page 62 of this guide for further information.

| | | | |
|------------------------------|-----|-----|-----|
| 2015 allocation information: | 1st | 2nd | 3rd |
| Preferences received: | 203 | 68 | 37 |
| Places allocated: | 242 | | |
| Criterion allocated to: | 9 | | |
| Appeals heard: | 0 | | |

The St Neots Learning Partnership: Ernulf Academy

Barford Road, Eynesbury, St Neots, PE19 2SH

☎ 01480 374748

💻 www.ernulf.cambs.sch.uk

| | |
|------------------------|---|
| School code: | 4077 |
| Age range: | 11 - 18 |
| School Type: | Academy with Performing Arts College Status |
| PAN for September 2016 | 232 |
| Students on roll: | 690 |
| Open event(s): | 22 October 2015 |

Catchment Area: Children living in the area of the following primary schools fall within the catchment area: Bushmead, Eynesbury, Middlefield, St. Mary's (St Neots) and Winhills.

Oversubscription criteria: Children who have a Statement of Special Educational Needs that names the school will be admitted. Those children with a Statement of Special Educational Needs that does not name the school will be referred to Statutory Assessment and Resources (STAR) Team to determine an appropriate place.

In the event of the number of applications exceeding the PAN, the criteria that follow will be used to determine the allocation of places.

Children who:

1. are children in care, also known as Looked After Children (LAC), and children who were looked after but ceased to be so by reason of adoption, a residence order or special guardianship order;
2. are applying for a Year 7 place for the next academic year and have the established attendance of a sibling at the Academy;
3. are the children of staff who have been employed at the school for two or more years at the time of application or have been recruited to fill a vacant post for which there is a demonstrable skill shortage;
4. live in the catchment areas of the following primary schools: Bushmead, Eynesbury, Middlefield, St Mary's (St Neots) and Winhills;
5. attend one of the catchment schools named in 4 above;
6. live outside the areas defined by 4 above.

Priority will be given to students living nearest the school as measured by a straight line. Please refer to the Glossary of Terms on page 62 of this guide for further information.

| | | | |
|------------------------------|-----|-----|-----|
| 2015 allocation information: | 1st | 2nd | 3rd |
| Preferences received: | 58 | 46 | 11 |
| Places allocated: | 133 | | |
| Criterion allocated to: | 6 | | |
| Appeals heard: | 0 | | |

Hinchingbrooke school

Brampton Road, Huntingdon, PE29 3BN

☎ 01480 375700

💻 www.hinchingbrookeschool.net

| | |
|------------------------|--|
| School code: | 4503 |
| Age range: | 11 - 18 |
| School Type: | Academy with Sports College status |
| PAN for September 2016 | 300 |
| Students on roll: | 1859 |
| Open event(s): | 6 October 2015 – Information talk & tours – 18:30 – 20:30 7 October 2015 – Tours only – 09:20 – 11:00 |

Catchment area: The catchment area includes the catchment areas of the following primary schools: Brampton, Buckden, Brington, Cromwell Park, Godmanchester, Offord, Spaldwick and St Anne's Godmanchester. The catchment area also includes part of the catchment areas of the following schools: Huntingdon Primary, Thongsley Fields and St Johns detailed as follows – Huntingdon to the south and west of Ermine Street (except the Stukeley Meadows Estate), Cromwell Walk; Brookside and Nursery Road; Hinchingbrooke Park Housing Estate, and the following streets from the northern part of Huntingdon - Surrey Road, Richmond Close, Kingston Close, Kent Road, Dover Close, Deal Close, Maple Drive, Sycamore Drive, Sapley Square, Essex Road, Nene Road, Thames Road, Norfolk Road, Sapley Park, Medway Road, Foster Court, Lucas Court, Lavender Court, Garner Court, Armstrong Court, Beale Court, Gimber Court, Tomlinson Court, Godeby Court, Judson Court, St Barnabas Court, Selby Court, Cotton Court, Hazelwood Walk and Coneygear Road (even numbers 40-62). Although the whole of St. John's catchment area is not located within Hinchingbrooke's area, the school itself is.

Oversubscription criteria:

Children who have a statement of special educational needs that names the school will be admitted. NB. Those children with a statement of special educational needs that does not name the school will be referred to Statutory Assessment and Resources (STAR) Team to determine an appropriate place.

1. Children in care, also looked after children (LAC), and children who were looked after but ceased to be so by reason of adoption, a resident order or special guardianship order
2. Children who live in the catchment area, attend primary schools within the catchment area and who have a sibling at the school at the time of admission;
3. Children who live in the catchment area with a sibling at the school at the time of admission;
4. Children who live in the catchment area who attend the primary schools within it
5. Children who live in the catchment area;
6. Children who live outside the catchment area, who attend primary schools within it and who have a sibling at the school at the time of admission;
7. Children who live outside the catchment area who have a sibling at the school at the time of admission
8. Children who live outside the catchment area who attend the primary schools within the catchment area;
9. Children who live outside the catchment area, but nearest the school as measured by a straight line.

In cases of equal merit priority will go to children living nearest the school by shortest straight line distance. Please refer to the Glossary of Terms on page 62 of this guide for further information.

| | | | |
|------------------------------|-----|-----|-----|
| 2015 allocation information: | 1st | 2nd | 3rd |
| Preferences received: | 335 | 142 | 58 |
| Places allocated: | 300 | | |
| Criterion allocated to: | 9 | | |
| Appeals heard: | 4 | | |

Impington Village College

New Road, Impington, Cambs CB24 9LX

☎ 01223 200400

💻 www.impington.cambs.sch.uk

| | |
|------------------------|---|
| School code: | 4004 |
| Age range: | 11 - 18 |
| School Type: | Academy with Language College status |
| PAN for September 2016 | 210 |
| Students on roll: | 1371 |
| Open event(s): | 5 October 2015 - 18:00 - 20:00; Talks from the principal at 18:15 and 19:00 6 October 2015 – Tours of the college at 09:00 and 11:00 |

Catchment area: Impington Village College's catchment area is defined as children living in the area of the following primary schools: Dry Drayton, Girton, Histon & Impington, Milton and Oakington.

Oversubscription Criteria:

Children who have a statement of special educational needs that names the College will be admitted. NB. Those children with a statement of special educational needs that does not name the school will be referred to the Statutory Assessment and Resources (STAR) Team to determine an appropriate place.

When the number of applications received exceeds the number of places available, places will be allocated according to the following oversubscription criteria:

1. Children in Care, also known as Looked After Children (LAC), and children who were looked after but ceased to be so by reason of adoption, a resident order or a special guardianship order.
2. Children living in the catchment area, attending feeder primary schools, with a sibling* attending the College.
3. Children living in the catchment area with a sibling attending the College at the time of application.
4. Children living in the catchment area attending a feeder primary school.
5. Children who live in the catchment area;
6. Children living outside the catchment area, attending feeder primary schools, with a sibling attending the College.
7. Children living outside the catchment area with a sibling attending the College at the time of application.
8. Children living outside the catchment area attending a feeder primary school;
9. Children who live outside the catchment area, but nearest the College as measured by a straight line.

In cases of equal merit priority will go to children living nearest the school by shortest straight line distance. Please refer to the Glossary of Terms on page 62 of this guide for further information.

| | | | |
|------------------------------|-----|-----|-----|
| 2015 allocation information: | 1st | 2nd | 3rd |
| Preferences received: | 233 | 147 | 82 |
| Places allocated: | 210 | | |
| Criterion allocated to: | 9 | | |
| Appeals heard: | 6 | | |

Linton Village College

Cambridge Road, Linton, Cambs CB21 4JB

☎ 01223 891233

💻 www.lvc.org

| | |
|------------------------|---|
| School code: | 5416 |
| Age range: | 11 - 16 |
| School Type: | Academy with Business and Enterprise College Status |
| PAN for September 2016 | 165 |
| Students on roll: | 829 |
| Open event(s): | 8 October 2015 |

Catchment area: Children living in the area of the following schools: Burrough Green, Castle Camps, Great Abington, Linton Heights Junior and Meadow Primary School (Balsham).

Oversubscription Criteria:

Children who have a statement of special educational needs that names the school will be admitted. NB. Those children with a statement of special educational needs that does not name the school will be referred to Statutory Assessment and Resources (STAR) Team to determine an appropriate place. Should applications exceed the agreed admissions number, priority will go, in order:

1. Children in Care", also known as Looked After Children (LAC) and children who were looked after but ceased to be by reason of adoption, a resident order or special guardianship order;
2. Children who live in the catchment area, attend partner primary schools (Burrough Green, Castle Camps, Great Abington, Linton Heights and Meadow School);
3. Children who live in the catchment area and who will have a sibling at the College at time of admission;
4. Children who live in the catchment area;
5. Children who live outside the catchment area but have attended partner primary schools for at least two years;
6. Children who live outside the catchment area who will have a sibling at the College at time of admission;
7. Oversubscription priority may be given to the children of members of staff provided they have been employed for a minimum of two years and/or are recruited to fill a vacant post for which there is a demonstrable skills shortage;
8. Children who live outside the catchment area.

In cases of equal merit, priority will go to children within Cambridgeshire by measuring a straight line from the center point of the home to the main pupil entrance to the school. Please refer to the Glossary of Terms on page 62 of this guide for further information.

| | | | |
|------------------------------|------------------|-----|-----|
| 2015 allocation information: | 1st | 2nd | 3rd |
| Preferences received: | 153 | 79 | 40 |
| Places allocated: | 180 ¹ | | |
| Criterion allocated to: | 7 | | |
| Appeals heard: | 0 | | |

¹ Additional places allocated with the agreement of the Admission Authority/Governing Body for the school.

The St Neots Learning Partnership: **Longsands Academy**

Longsands Road, St Neots Cambs PE19 1LQ

☎ 01480 353535

💻 www.longsands.cambs.sch.uk

| | |
|------------------------|--------------------------------|
| School code: | 5411 |
| Age range: | 11 - 18 |
| School Type: | Academy with Media Arts Status |
| PAN for September 2016 | 290 |
| Students on roll: | 1782 |
| Open event(s): | 20 October 2015 |

Catchment area: Children who live in the catchment areas of the following village primary schools: Great Paxton, Great Staughton, Little Paxton, Newton School, Barnabas Oley, Kimbolton Primary Academy and students who live within the village of Hail Weston; Priory Junior and The Round House.

Oversubscription criteria:

Children who have a Statement of Special Educational Needs that names the Academy will be admitted. Those children with a Statement of Special Educational Needs that does not name the school will be referred to Statutory Assessment and Resources (STAR) Team to determine an appropriate place.

In the event of the number of applications exceeding the PAN, the criteria that follow will be used to determine the allocation of places:

1. are children in care, also known as Looked After Children (LAC), and children who were looked after but ceased to be so by reason of adoption, a residence order or special guardianship order;
2. are applying for a Year 7 place for the next academic year and have the established attendance of a sibling at the Academy;
3. are the children of staff who have been employed at the Academy for two or more years at the time of application or have been recruited to fill a vacant post for which there is a demonstrable skill shortage;
4. live in the catchment areas of the following village primary schools: Great Paxton, Great Staughton, Little Paxton, Newton School, Barnabas Oley, Kimbolton Primary Academy and students who live within the village of Hail Weston;
5. live in the catchment areas of the following St Neots primary schools: Crosshall Junior, Priory Junior and the Round House Primary School;
6. attend one of the catchment schools named in 4 above;
7. attend one of the catchment schools named in 5 above;
8. are applying for a place in an existing year group and have the established attendance of a sibling at the Academy;
9. live outside the areas defined by 4 and 5 above.

As a tiebreaker in any category, children living nearest the Academy, measured by the shortest straight line distance¹, would have the highest priority. Please refer to the Glossary of Terms on page 63 of this guide for further information.

| | | | |
|------------------------------|-----|-----|-----|
| 2015 allocation information: | 1st | 2nd | 3rd |
| Preferences received: | 312 | 55 | 19 |
| Places allocated: | 290 | | |
| Criterion allocated to: | 7 | | |
| Appeals heard: | 13 | | |

¹ Straight line distance is measured from the reference point of the home to the Academy Reception entrance doors.

Melbourn Village College

The Moor, Melbourn, Royston SG8 6EF

☎ 01763 223400

💻 www.mvc.org.uk

| | |
|------------------------|---|
| School code: | 4040 |
| Age range: | 11-16 |
| School Type: | Academy with Performing Arts College Status |
| PAN for September 2016 | 148 |
| Students on roll: | 449 |
| Open event(s): | 28 September 2015 |

Catchment area: Children living in the catchment areas of the following primary schools: Barrington, Fowlmere, Foxton, Harston and Newton, Hauxton, Melbourn, Meldreth and Thriplow

Oversubscription criteria:

All students with a statement of Special Educational Needs naming the college will be admitted. If the College is oversubscribed the following criteria are applied (in the following order of priority):

1. Children in care, also known as Looked After Children (LAC), and children who were looked after but ceased to be so by reason of adoption, a resident order or special guardianship order;
2. Children who live in the catchment area and attend a partner primary school (Barrington, Fowlmere, Foxton, Harston and Newton, Hauxton, Melbourn, Meldreth and Thriplow) and who have a sibling at the college at the time of admission;
3. Children who live in the catchment area and who have a sibling at the college at the time of admission;
4. Children who live in the catchment area who attend the primary schools within it;
5. Children who live in the catchment area;
6. Children who live outside the catchment area, who attend primary schools within it and who have a sibling at the college at the time of admission;
7. Children who live outside the catchment area who have a sibling at the College at the time of admission;
8. Children who live outside the catchment area who attend the primary schools within the catchment area;
9. Children who live outside the catchment area, but nearest the college as measured by the straight line distance.

In cases of equal merit priority will go to children living nearest the school by shortest straight line distance. Please refer to the Glossary of Terms on page 62 of this guide for further information.

| | | | |
|------------------------------|-----|-----|-----|
| 2015 allocation information: | 1st | 2nd | 3rd |
| Preferences received: | 70 | 33 | 20 |
| Places allocated: | 87 | | |
| Criterion allocated to: | 9 | | |
| Appeals heard: | 0 | | |

Neale-Wade Academy

Wimblington Road, March, PE15 9PX

☎ 01354 606000

💻 <http://neale-wade.org>

| | |
|------------------------|---|
| School code: | 4003 |
| Age range: | 11- 18 |
| School Type: | Academy with Mathematics & Computing Status |
| PAN for September 2016 | 300 |
| Students on roll: | 1461 |
| Open event(s): | 30 September 2015 |

Catchment area: Children living in the area of the following primary schools fall within the catchment area: All Saints, Burrowmoor, Cavalry, Guyhirn (including children from Thorney Toll), Townley and Westwood Junior.

Oversubscription Criteria: Children who have a statement of special educational needs that names the school will be admitted. NB. Those children with a statement of special educational needs that does not name the school will be referred to the Statutory Assessment and Resources (STAR) Team to determine an appropriate place.

1. Children in Care, also known as Looked After Children (LAC) and children who were looked after but ceased to be so by reason of adoption, a residence order or a special guardianship order.
2. Children who live in the catchment area, attend primary schools within the catchment area and who have a sibling at the school at the time of admission;
3. Children who live in the catchment area with a sibling at the school at the time of admission;
4. Children who live in the catchment area who attend the primary schools within it;
5. Children who live in the catchment area;
6. Children who live outside the catchment area, who attend primary schools within it and who have a sibling at the school at the time of admission;
7. Children who live outside the catchment area who have a sibling at the school at the time of admission;
8. Children who live outside the catchment area who attend the primary schools within the catchment area;
9. Children who live outside the catchment area, but nearest the school as measured by a straight line.

In cases of equal merit priority will go to children living nearest the school by shortest straight line distance. Please refer to the Glossary of Terms on page 62 of this guide for further information.

| | | | |
|------------------------------|-----|-----|-----|
| 2015 allocation information: | 1st | 2nd | 3rd |
| Preferences received: | 179 | 60 | 28 |
| Places allocated: | 200 | | |
| Criterion allocated to: | 9 | | |
| Appeals heard: | 0 | | |

Netherhall School

Queen Edith's Way, Cambridge, CB1 8NN

☎ 01223 242931

💻 <http://www.netherhall.org>

| | |
|------------------------|----------------|
| School code: | 4061 |
| Age range: | 11 - 18 |
| School Type: | Academy |
| PAN for September 2016 | 180 |
| Students on roll: | 1078 |
| Open event(s): | 8 October 2015 |

Catchment area: The area serving the following primary schools fall within the catchment area: Bewick Bridge, Cherry Hinton, Colville, Fawcett, Queen Edith and The Spinney. For further information on a specific address please contact the Admissions Team.

Oversubscription Criteria: Children who have a statement of special educational needs that names the school will be admitted. NB. Those children with a statement of special educational needs that does not name the school will be referred to Statutory Assessment and Resources (STAR) to determine an appropriate place.

1. Children in Care, also known as Looked After Children (LAC) and children who were looked after but ceased to be so by reason of adoption, a residence order or a special guardianship order.
2. Children who live in the catchment area, attend primary schools within the catchment area and who have a sibling at the school at the time of admission;
3. Children who live in the catchment area with a sibling at the school at the time of admission;
4. Children who live in the catchment area who attend the primary schools within it;
5. Children who live in the catchment area;
6. Children who live outside the catchment area, who attend primary schools within it and who have a sibling at the school at the time of admission;
7. Children who live outside the catchment area who have a sibling at the school at the time of admission;
8. Children who live outside the catchment area who attend the primary schools within the catchment area;
9. Children who live outside the catchment area, but nearest the school as measured by a straight line.

In cases of equal merit in each set of criteria, priority will go to children living nearest the school as measured by a straight line. Please refer to the Glossary of Terms on page 62 of this guide for further information.

| | | | |
|------------------------------|-----|-----|-----|
| 2015 allocation information: | 1st | 2nd | 3rd |
| Preferences received: | 126 | 87 | 47 |
| Places allocated: | 172 | | |
| Criterion allocated to: | 9 | | |
| Appeals heard: | 0 | | |

North Cambridge Academy

Arbury Road, Cambridge, CB4 2JF

☎ 01223 508742

💻 <http://northcambridgeacademy.org>

| | |
|------------------------|---------------------------------------|
| School code: | 4005 |
| Age range: | 11 - 16 |
| School Type: | Academy with Sciences and Arts Status |
| PAN for September 2016 | 132 |
| Students on roll: | 402 |
| Open event(s): | 1 October 2015 |

Catchment area: Children living in the catchment areas of the following primary schools:
The Grove, Kings Hedges, Shirley and Orchard Park.

Oversubscription criteria: Children who have a statement of special educational needs that names the school will be admitted. NB. Those children with a statement of special educational needs that does not name the school will be referred to the Statutory Assessment and Resources (STAR) Team to determine an appropriate place.

1. Children in Care, also known as Looked After Children (LAC) and children who were looked after but ceased to be so by reason of adoption, a resident order or a special guardianship order
2. Children living in the catchment area, who attend one of the schools listed above and who have a sibling at the school at the time of admission; *Parents may contact the Local Authority if they are uncertain whether or not they reside in the catchment area.*
3. Children living in the catchment area and who have a sibling at the school at the time of admission;
4. Children living in the catchment area and who attend one of the schools listed above
5. Children living in the catchment area;
6. Children who live outside the catchment area, who attend primary schools within it and who have a sibling at the school at the time of admission;
7. Children who live outside the catchment area who have a sibling at the school at the time of admission.
8. Children who live outside the catchment area who attend the primary schools within the catchment area;
9. Children who live outside the catchment area

In cases of equal merit priority will go to children living nearest the school by shortest straight line distance. Please refer to the Glossary of Terms on page 62 of this guide for further information.

| | | | |
|------------------------------|-----|-----|-----|
| 2015 allocation information: | 1st | 2nd | 3rd |
| Preferences received: | 47 | 19 | 20 |
| Places allocated: | 120 | | |
| Criterion allocated to: | 9 | | |
| Appeals heard: | 0 | | |

Parkside Federation Academies: Parkside Community College

Parkside, Cambridge, CB1 1EH

☎ 01223 712600

💻 www.parksidefederation.org.uk

| | |
|------------------------|-----------------|
| School code: | 4027 |
| Age range: | 11 - 18 |
| School Type: | Academy |
| PAN for September 2016 | 120 |
| Students on roll: | 810 |
| Open event(s): | 15 October 2015 |

Catchment area: The area serving following primary schools fall within the catchment area: Newnham Croft, Park Street, St. Matthew's and St. Paul's. For further information on a specific address please contact the Admissions Team.

Oversubscription criteria: Oversubscription criteria will be applied to determine priority for places as follows:

Children whose statement of special educational needs names the school take priority over all other applicants and will be admitted irrespective of whether there are places available in the year group. Those children with a statement of special educational needs that does not name the school will be referred to the Statutory Assessment and Resources (STAR) Team to determine an appropriate place.

1. Children in care, also looked after children (LAC), and children who were looked after but ceased to be so by reason of adoption, a resident order or special guardianship order;
2. Children who live in the Parkside catchment area, who have a sibling at Parkside at the time of admission;
3. Children who live in the Parkside catchment area.
4. Children who have a sibling at Parkside at the time of admission
5. Children who attend a primary school within the Parkside catchment area
6. Children who live nearest Parkside by the shortest straight line distance by measuring a straight line from the centre point of the home to the main pupil entrance to the secondary school.

In cases of equal merit, priority will go to children living nearest the school according to the shortest straight-line distance as described in criterion 6 above. Please refer to the Glossary of Terms on page 62 of this guide for further information.

- a) Sibling means any child of compulsory school age living in the same family unit
- b) Home address means the place the child resides for the majority of school nights, with an adult who has parental responsibility
- c) A map of the catchment area is available from the College or the LA Admissions Team. Details of which streets are in the catchment area are available from the Admissions Team.

| | | | |
|------------------------------|-----|-----|-----|
| 2015 allocation information: | 1st | 2nd | 3rd |
| Preferences received: | 161 | 177 | 104 |
| Places allocated: | 120 | | |
| Criterion allocated to: | 6 | | |
| Appeals heard: | 10 | | |

Sawston Village College

New Road, Sawston, Cambridge, CB22 3BP

☎ 01223 712777

💻 www.sawstonvc.org

| | |
|------------------------|----------------|
| School code: | 5408 |
| Age range: | 11 - 18 |
| School Type: | Academy |
| PAN for September 2016 | 120 |
| Students on roll: | 1041 |
| Open event(s): | 1 October 2015 |

Catchment area: Children who live within the catchment of the following primary schools: Babraham, Bellbird (Sawston), Duxford Community, Great and Little Shelford, The Icknield (Sawston), Stapleford Community and William Westley (Whittlesford).

Oversubscription criteria: Children who have a statement of special education needs that names the school will be admitted. NB. Those children with a statement of special educational needs that does not name the school will be referred to the Statutory Assessment and Resources (STAR) Team to determine an appropriate place.

1. Children in Care, also known as Looked After Children (LAC) and children who were looked after but ceased to be so by reason of adoption, a residence order or a special guardianship order.
2. Pupils who live within the College's catchment area, have a sibling (i.e. a brother or sister who lives in the same family unit) in the College at the time of admission and attend the following primary schools: Babraham, The Bellbird (Sawston), Duxford Community, Great and Little Shelford, The Icknield (Sawston), Stapleford Community and William Westley, Whittlesford.
3. Pupils who live within the College's catchment area and attend the primary schools listed above;
4. Pupils who live within the College's catchment area and have a sibling in the College at the time of admission, but do not attend the above primary schools;
5. Pupils who live within the College's catchment area but do not attend the above primary schools.
6. Pupils who live outside the catchment area, who attend primary schools within it and who have a sibling at the school at the time of admission.
7. Pupils who live outside the catchment area but attend primary schools within it;
8. Pupils who live outside the catchment area, do not attend primary schools within it, but have a sibling at the College at the time of admission;
9. Children who live outside the catchment area, but nearest the school as measured by a straight line.

In cases of equal merit, priority will go first to children living nearest the school according to the straight line distance. Please refer to the Glossary of Terms on page 62 of this guide for further information.

| | | | |
|------------------------------|-----|-----|-----|
| 2015 allocation information: | 1st | 2nd | 3rd |
| Preferences received: | 205 | 50 | 32 |
| Places allocated: | 210 | | |
| Criterion allocated to: | 9 | | |
| Appeals heard: | | | |

Sawtry Village Academy

Fen Lane, Sawtry, Huntingdon, PE28 5TQ

☎ 01487 830701

💻 www.sawtrycc.com

| | |
|------------------------|--|
| School code: | 5403 |
| Age range: | 11 - 18 |
| School Type: | Academy with Technology College Status |
| PAN for September 2016 | 230 |
| Students on roll: | 1202 |
| Open event(s): | 1 October 2015 – 18:00 onwards |

Catchment area: Children who live in the catchment area of the following primary schools: Alconbury, Folksworth, Great Gidding, Holme, Sawtry and Stilton.

Oversubscription criteria:

Children who have a statement of special educational needs that names the school will be admitted. Those children with a statement of special educational needs that does not name the school will be referred to the Statutory Assessment and Resources (STAR) Team to determine an appropriate place.

Subsequent places will be allocated strictly against the following criteria in the order listed:

1. Children in Care, also known as Looked After Children (LAC), and children who were looked after but ceased to be so by reason of adoption, a resident order or special guardianship order
2. Children who live in the catchment area and have a sibling who currently attends the school and will still be attending the school on the proposed admission date. For the purpose of these criteria, siblings are defined as children living in the same home and includes students in the sixth form.
3. Children who live in the catchment area and attend one of the following primary schools: Alconbury, Folksworth, Great Gidding, Holme, Sawtry and Stilton. For more details on the catchment areas of these schools, parents may contact the Local Authority's Admissions Team.
4. Children who live in the catchment area
5. Other children having a sibling who currently attends the school and will still be attending the school on the proposed admission date. For the purpose of these criteria, siblings are defined as children living in the same home and includes students in the sixth form.
6. Other children who attend the named primary schools listed above
7. All other applicants.

In cases of equal merit, priority will go to children living nearest to the College according to the shortest straight line distance. Please refer to the Glossary of Terms on page 62 of this guide for further information.

| | | | |
|------------------------------|-----|-----|-----|
| 2015 allocation information: | 1st | 2nd | 3rd |
| Preferences received: | 134 | 29 | 27 |
| Places allocated: | 143 | | |
| Criterion allocated to: | 9 | | |
| Appeals heard: | 0 | | |

Sir Harry Smith Community College

Eastrea Road, Whittlesey, Peterborough, PE7 1XB

☎ 01733 703991

💻 www.sirharrysmith.cambs.sch.uk

| | |
|------------------------|--|
| School code: | 4051 |
| Age range: | 11 - 18 |
| School Type: | Academy with Science, Mathematics and ICT Status |
| PAN for September 2016 | 180 |
| Students on roll: | 983 |
| Open event(s): | 6 October 2015 |

Catchment area: Children living in the areas served by the following primary schools: Coates, Park Lane, New Road, Alderman Jacobs and Heritage Park, Duke of Bedford.

Oversubscription criteria: Children who have a statement of special educational needs that names the College will be admitted. Those children with a statement of special educational needs that does not name the College will be referred to the Statutory Assessment and Resources (STAR) to determine an appropriate place.

1. Children in care, also known as Looked After Children (LAC), and children who were looked after but ceased to be so by reason of adoption, a resident order or special guardianship order.
2. Children in care, also known as Looked After Children (LAC), and children who were looked after but ceased to be so by reason of adoption, a resident order or special guardianship order.
3. Children living in the designated catchment area and who have a sibling at the College at the time of admission.
4. Children living in the designated catchment areas and attend one of the schools listed above
5. Children living in the designated catchment areas.
6. Children who live outside the catchment area, who attend primary schools within it and who have a sibling at the College at the time of admission;
7. Children who live outside the catchment area who have a sibling at the College at the time of admission.
8. Children who live outside the catchment area who attend the primary schools within the catchment area.
9. Children who live outside the catchment area, but nearest the College with the distance between home and College measured in a straight line.

| | | | |
|------------------------------|-----|-----|-----|
| 2015 allocation information: | 1st | 2nd | 3rd |
| Preferences received: | 150 | 18 | 10 |
| Places allocated: | 172 | | |
| Criterion allocated to: | 9 | | |
| Appeals heard: | 0 | | |

Soham Village College

Sand Street, Soham, Cambridge, CB7 5AA

☎ 01353 724100

💻 www.sohamvc.org

| | |
|------------------------|--|
| School code: | 5415 |
| Age range: | 11-16 |
| School Type: | Academy with Technology and Languages College Status |
| PAN for September 2016 | 270 |
| Students on roll: | 1303 |
| Open event(s): | 24 September 2015 |

Catchment area: Children living in the area served by the following primary schools: Burwell Village College (Primary), Fordham C of E Primary School, Isleham C of E Primary School, Kennett CP School, St Andrew's C of E Primary School (Soham), The Weatheralls CP School (Soham).

Oversubscription criteria: Children who have a statement of special educational needs that names the school will be admitted. N.B. Those children with a statement of special education needs that does not name the school will be referred to Statutory Assessment and Resources (STAR) to determine an appropriate place.

1. Children in care, also looked after children (LAC), and children who were looked after but ceased to be so by reason of adoption, a resident order or special guardianship order;
2. Children living in the area served by the following primary schools with a sibling already at the College at the time of admission: *Burwell Village College (Primary); Fordham CofE(C) Primary School; Isleham CofE(C) Primary School; Kennett CP School; St Andrew's CofE(VC) Primary School, Soham; The Weatheralls CP School, Soham;*
3. Other children living in the area served by the primary schools listed in 2;
4. The attendance of a sibling at the time of admission;
5. Children not living in the area served by, but who are attending, the primary schools listed in 2.

In cases of equal merit, priority will go to children living nearest the school according to the shortest distance. Please refer to the Glossary of Terms on page 62 of this guide for further information.

If an application for a school place does not meet any of the above criteria, the straight line distance measurement between the family home and the school will be used to determine priority for admission after all applications which meet the criteria have been considered. In respect of the reserve list, these applications will be placed below any that meet the oversubscription criteria and to ensure a fair admissions process, will be ranked by distance, with those nearest to the school being ranked higher.

| | | | |
|------------------------------|-----|-----|-----|
| 2015 allocation information: | 1st | 2nd | 3rd |
| Preferences received: | 278 | 129 | 72 |
| Places allocated: | 270 | | |
| Criterion allocated to: | 5 | | |
| Appeals heard: | 9 | | |

St Bede's Inter Church School

Birdwood Road, Cambridge, CB1 3TD

☎ 01223 568816

💻 www.st-bedes.org.uk

| | |
|------------------------|---|
| School code: | 4602 |
| Age range: | 11 - 16 |
| School Type: | Academy School with Humanities College Status |
| PAN for September 2016 | 160 |
| Students on roll: | 776 |
| Open event(s): | 14 October 2015 |

Catchment area: This school does not have a geographical catchment area

Oversubscription criteria: All preferences will be treated equally, but first priority will be given to Looked After Children. Any child with a Statement of Educational Needs. When the school is oversubscribed, students will be admitted in the order of priority stated below:

When the school is oversubscribed, students will be admitted in the order of priority stated below:

1. Children from Church of England / Roman Catholic families whose application is supported¹ by their priest or minister
2. Children from families belonging to other Churches that are members of 'Churches Together in Britain and Ireland' whose application is supported² by their priest or minister
3. Children from families belonging to other Christian churches whose application is supported² by their Church minister or leader
4. Children from families practising other world faiths whose application is supported by their spiritual leader
5. Children from other families in sympathy with the aims and ethos of this Christian school

Within each of the above categories, priority will be given firstly to those children who at the time of admission have a sibling² at the school and secondly to those children who live nearest to the school.³

A Supplementary Information Form (SIF) must be completed in addition to the Cambridgeshire Application Form where parents are applying under religious criteria. A copy of the SIF is available on the County Council website or from the school. This form should be returned directly to the school.

| | | | |
|------------------------------|------------------|-----|-----|
| 2015 allocation information: | 1st | 2nd | 3rd |
| Preferences received: | 274 | 117 | 52 |
| Places allocated: | 165 ⁴ | | |
| Criterion allocated to: | 1 | | |
| Appeals heard: | 42 | | |

¹ Support is defined as the family's Christian commitment being recognised within the parish of the priest or minister. The school may seek further clarification from the priest or minister if such recognition is unclear.

² Sibling is defined as a child either living in the same home or blood related but living at a different address.

³ Distance to school is measured according to the shortest straight line distance.

⁴ Additional places allocated with the agreement of the Admission Authority/Governing Body for the school.

St. Ivo School

High Leys, Houghton Road, St. Ives, PE27 6RR

☎ 01480 375400

💻 www.stivoschool.org

| | |
|------------------------|--|
| School code: | 4064 |
| Age range: | 11 - 18 |
| School Type: | Academy with Humanities College Status |
| PAN for September 2016 | 296 |
| Students on roll: | 1736 |
| Open event(s): | 8 October 2015 |

Catchment area: The catchment area is Hemingford Abbots, Hemingford Grey, Holywell, Needingworth, St Ives and the dwellings on the Poultry Research Station at Houghton. Children living in the area of the following primary schools fall within the catchment area: Hemingford Grey, Holywell, Thorndown Primary, Westfield Junior and Wheatfields Primary.

Oversubscription criteria:

Children who have a statement of special educational needs that names the school will be admitted. NB. Those children with a statement of special educational needs that does not name the school will be referred to the Statutory Assessment and Resources (STAR) Team to determine an appropriate place.

1. Children in Care, also known as Looked After Children (LAC) and children who were looked after but ceased to be so by reason of adoption, a residence order or a special guardianship order.
2. Children who live in the catchment area, attend primary schools within the catchment area and who have a sibling at the school at the time of admission.
3. Children who live in the catchment area with a sibling at the school at the time of admission.
4. Children who live in the catchment area who attend the primary schools within it.
5. Children who live in the catchment area.
6. Children who live outside the catchment area, who attend primary schools within it and who have a sibling at the school at the time of admission
7. Children who live outside the catchment area who have a sibling at the school at the time of admission.
8. Children who live outside the catchment area who attend the primary schools within the catchment area.
9. Children who live outside the catchment area, but nearest the school as measured by a straight line.

In cases of equal merit priority will go to children living nearest the school by shortest straight line distance. Please refer to the Glossary of Terms on page 62 of this guide for further information.

| | | | |
|------------------------------|-----|-----|-----|
| 2015 allocation information: | 1st | 2nd | 3rd |
| Preferences received: | 279 | 84 | 32 |
| Places allocated: | 296 | | |
| Criterion allocated to: | 9 | | |
| Appeals heard: | 2 | | |

St. Peter's School

St Peter's Road, Huntingdon, PE29 7DD

☎ 01480 459581

💻 www.stpeters.cambs.sch.uk

| | |
|------------------------|---|
| School code: | 5412 |
| Age range: | 11 - 18 |
| School Type: | Academy with Mathematics and Computing College Status |
| PAN for September 2016 | 277 |
| Students on roll: | 1065 |
| Open event(s): | 22 September 2015 |

Catchment area: St Peter's catchment area includes Hartford, Houghton, Wyton, RAF Wyton, the area served by Abbots Ripton Primary School, Green Tiles Road/Robertson Way, Sapley (including Tower Fields), Great Stukeley, Stukeley Meadows, Huntingdon north and east of Ermine Street and the following streets: The Whaddons, Butts Grove Way, California Road, Aspen Close, Byron Close, Tennyson Close, Shelley Close, Milton Close, Spring Close, Sandwich Close, Thackray Close, Chestnut Close, Poplar Close, Silverbirch Close, Bradshaw Close, Maule Close, Bernard Close, Saunders Close, Elm Close, Ash Close, Beech Close, Sallowbush Road, Bevan Close, Asplin Close and Thongsley.

Oversubscription criteria: Children who have a statement of special educational needs that names the school will be admitted. NB: Those children with a statement of special educational needs that does not name the school will be referred to the Statutory Assessment and Resources (STAR) to determine an appropriate place.

Where applications for admission exceed the number of places available, the following criteria will be applied, in the order set out below, to decide which children to admit

1. Children who are in care, also known as Children Looked After (CLA), and children who were looked after but ceased to be so by reason of adoption, a resident order or special guardianship order;
2. Children living in the catchment area, attending primary schools within the catchment area and who have a sibling¹ at the school at the time of admission;
3. Children living in the catchment area with a sibling at the school at the time of admission;
4. Children living in the catchment area
5. Children living outside the catchment area, attending primary schools within it and who have a sibling at the school at the time of admission;
6. Children living outside the catchment area who have a sibling at the school at the time of admission;
7. Children living nearest the school according to the shortest straight line distance.

In cases of equal merit, priority will go to children living nearest the school. Please refer to the Glossary of Terms on page 62 of this guide for further information.

| | | | |
|------------------------------|-----|-----|-----|
| 2015 allocation information: | 1st | 2nd | 3rd |
| Preferences received: | 118 | 85 | 26 |
| Places allocated: | 179 | | |
| Criterion allocated to: | 9 | | |
| Appeals heard: | 0 | | |

¹ A sibling will be defined as a brother or sister living in the same home.

Swavesey Village College

Gibraltar Lane, Swavesey, Cambs, CB24 4RS

☎ 01954 230366

💻 www.swaveseyvc.co.uk

| | |
|------------------------|---|
| School code: | 4007 |
| Age range: | 11 - 16 |
| School Type: | Academy with a Trust with Science and Language College Status |
| PAN for September 2016 | 240 |
| Students on roll: | 1260 |
| Open event(s): | 1 October 2015 |

Catchment area: Children living in the area served by the following primary schools fall within the catchment area: Bar Hill, Elsworth, Fen Drayton, Fenstanton & Hilton, Hatton Park (Longstanton), Over, Pendragon (Papworth Everard) and Swavesey.

Oversubscription criteria: Children who have a statement of special educational needs that names the school will be admitted. NB. Those children with a statement of special educational needs that does not name the school will be referred to the Statutory Assessment and Resources (STAR) to determine an appropriate place.

1. Children in care, also looked after children (LAC), and children who were looked after but ceased to be so by reason of adoption, a resident order or special guardianship order;
2. Children who live in the catchment area, attend primary schools within the catchment area and who have a sibling at the school at the time of admission;
3. Children who live in the catchment area with a sibling at the school at the time of admission;
4. Children who live in the catchment area who attend the primary schools within it;
5. Children who live in the catchment area;
6. Children who live outside the catchment area, who attend primary schools within it and who have a sibling at the school at the time of admission;
7. Children who live outside the catchment area who have a sibling at the school at the time of admission;
8. Children who live outside the catchment area who attend the primary schools within the catchment area;
9. Children who live outside the catchment area, but nearest the school as measured by a straight line.

In cases of equal merit priority will go to children living nearest the school by shortest straight line distance. Please refer to the Glossary of Terms on page 62 of this guide for further information.

| | | | |
|------------------------------|-----|-----|-----|
| 2015 allocation information: | 1st | 2nd | 3rd |
| Preferences received: | 270 | 74 | 53 |
| Places allocated: | 240 | | |
| Criterion allocated to: | 5 | | |
| Appeals heard: | 7 | | |

Thomas Clarkson Academy

Corporation Road, Wisbech, PE13 2SE

☎ 01945 585237

💻 www.thomasclarksonacademy.org

| | |
|------------------------|----------------|
| School code: | 4000 |
| Age range: | 11 - 18 |
| School Type: | Academy |
| PAN for September 2016 | 240 |
| Students on roll: | 1225 |
| Open event(s): | 7 October 2015 |

Catchment area: Catchment area: Thomas Clarkson defines its catchment area as the area defined as serving the following primary schools: Elm, Elm Road, Friday Bridge, Gorefield, Kinderley, Leverington, Murrow, Orchards, Payne, Peckover, Ramnoth, St Peter's and Wisbech St. Mary. Details of these areas can be found with each primary school or with Cambridgeshire County Council.

Oversubscription criteria: Children who have a statement of special educational needs where the statement names Thomas Clarkson Academy as the school and who choose Thomas Clarkson Academy as their chosen school will be admitted. Those children with a statement of special educational needs whereby the statement does not name Thomas Clarkson Academy and who do not choose Thomas Clarkson Academy as their chosen school will be referred to Statutory Resources and Assessment (STAR) Team, to determine an appropriate place via Cambridgeshire County Council. In the event of the number of applications received exceeding the PAN, priority for places will be allocated strictly against the following criteria in the order listed:

1. Children in Care, also known as Looked after Children (LAC, CLA) and children who were looked after but ceased to be so by reason of adoption, a residence order or a special guardianship order;
2. Children of staff who have been employed at the named school for two or more years at the time at which the application for admission to the named school is made, and/or staff recruited to fill vacant posts for which there is a demonstrable skill shortage.
(*Demonstrable skill shortage will only normally apply to qualified teacher positions, where the school has continually been unable to recruit*)
3. Children who live in the catchment area and who attend primary schools within the catchment area and who have a sibling at the academy at the time of admission
4. Children who live in the catchment area with a sibling at the academy at the time of admission;
5. Children who live in the catchment area who attend the primary schools within it;
6. Children who live in the catchment area;
7. Children who live outside the catchment area, who attend primary schools within it and who have a sibling at the college at the time of admission
8. Children who live outside the catchment area who have a sibling at the academy at the time of admission
9. Children who live outside the catchment area who attend the primary schools within the catchment area:
10. Other children

In cases of equally merit, priority will go first to children who are looked after and then those living nearest the college according to the shortest straight line distance. Please refer to the Glossary of Terms on page 62 of this guide for further information.

| | | | |
|------------------------------|-----|-----------------|-----|
| 2015 allocation information: | 1st | 2 nd | 3rd |
| Preferences received: | 144 | 26 | 15 |
| Places allocated: | 207 | | |
| Criterion allocated to: | 9 | | |
| Appeals heard: | 0 | | |

Parkside Federation Academies: **Trumpington Community College**

Clay Farm, Trumpington Cambridge

☎ 01945 585237

💻 www.thomasclarksonacademy.org

| | |
|------------------------|----------------------------------|
| School code: | 4010 |
| Age range: | Years 7 and 8 for September 2016 |
| School Type: | Academy |
| PAN for September 2016 | 60 |
| Students on roll: | N/A |
| Open event(s): | 20 October 2015 |

Catchment area: The catchment area for the college is defined as the area serving the following primary schools; Trumpington Meadows and Fawcett.

Oversubscription Criteria: Children whose statement of special educational needs names the school take priority over all other applicants and will be admitted irrespective of whether there are places available in the year group. Those children with a statement of special educational needs that does not name the school will be referred to the Statutory Assessment and Resources (STAR) to determine an appropriate place.

1. Children in care, also looked after children (LAC), and children who were looked after but ceased to be so by reason of adoption, a resident order or special guardianship order;
2. Children who live in the catchment area, who have a sibling at college at the time of admission;
3. Children who live in the catchment area;
4. Children who have a sibling at the college at the time of admission
5. Children who attend a primary school within the catchment area
6. Children who live nearest the college by the shortest straight line distance by measuring a straight line from the reference point of the home to the main pupil entrance to the secondary school.

In cases of equal merit, priority will go to children living nearest the school according to the shortest straight-line distance. Please refer to the Glossary of Terms on page 62 of this guide for further information.

| | | | |
|------------------------------|-----|-----|-----|
| 2015 allocation information: | 1st | 2nd | 3rd |
| Preferences received: | 32 | 28 | 16 |
| Places allocated: | 42 | | |
| Criterion allocated to: | 6 | | |
| Appeals heard: | 0 | | |

Witchford Village College

Manor Road, Witchford, Ely, CB6 2JA

☎ 01353 662053

💻 www.witchfordvillagecollege.co.uk

| | |
|------------------------|------------------------------------|
| School code: | 4055 |
| Age range: | 11 - 16 |
| School Type: | Academy with Sports College Status |
| PAN for September 2016 | 180 |
| Students on roll: | 744 |
| Open event(s): | 8 October 2015 |

Catchment area: children living in the area of the following primary schools; Little Thetford; Mepal and Witcham; Rackham (Witchford); Robert Arkenstall (Haddenham); Stretham; Sutton and Wilburton.

Oversubscription criteria: Children who have a statement of special educational needs that names the College will be admitted. NB. Those children with a statement of special educational needs that does not name the College will be referred to Student Assessment to determine an appropriate place.

Following the allocation of places to children with a statement of SEN, the highest priority will then be allocated to Children in care, also looked after children (LAC), and children who were looked after but ceased to be so by reason of adoption, a resident order or special guardianship order

The Witchford Village College policy is to admit any student from within the catchment area, if there are places available. At the time of 11+ transfer, if approached by parents living outside the catchment area, and if there is spare capacity, preference will be given to:

1. Children with a proven medical need¹;
2. The attendance of a brother or sister at the college at the time of admission;
3. Students attending feeder Primary schools;
4. Students attending Primary schools outside the catchment area but within reasonable travelling distance²;
5. All other children who have listed the college as a preference.

In cases of equal merit priority will go to children living nearest the school by shortest straight line distance. Please refer to the Glossary of Terms on page 62 of this guide for further information.

| | | | |
|------------------------------|-----|-----|-----|
| 2015 allocation information: | 1st | 2nd | 3rd |
| Preferences received: | 157 | 116 | 46 |
| Places allocated: | 180 | | |
| Criterion allocated to: | 9 | | |
| Appeals heard: | 1 | | |

¹ Medical need will be assessed by the college. Please contact them directly for further details.

² A reasonable travelling distance is defined as up to a three mile straight-line distance between the child's home address and the reference point of the college.

Glossary of terms

| | |
|---|---|
| Academies | Including Free Schools, University Technical Colleges, are state-funded independent schools. |
| Application form | Available either online or on paper for parents / carers to complete, stating which schools they would prefer their children to attend. |
| Catchment area | A defined geographical area surrounding a school from which it will usually take the majority of its pupils. |
| Designated school | The Local Authority will offer a place at a school which is either: (a) the catchment school; (b) the nearest school with an available place; or (c) the school specified in the child's statement of special educational need. This allocation is known as the designated school. |
| Distance Between Home and School | <p>Distance within Cambridgeshire is calculated by measuring a straight line from the reference point of the home, as determined by OS AddressBase Premium™ after October 2014, to the main pupil entrance to the secondary school.</p> <p>For families who live outside of Cambridgeshire, straight line distances are determined using a combination of local maps and on-line resources. Distances for transport purposes are measured by the shortest available route.</p> <p>In the event of (a) two or more children living at the same address point (e.g. children resident in a block of flats) or (b) two addresses measuring the same distance from the school, the ultimate tiebreaker will be random selection, witnessed by the Council officer, independent of the Admissions Team</p> |
| Foundation school | A school which is funded by the County Council but managed by its governing body. |
| Foundation school with a Trust | A school which is funded by the County Council, but managed by its governing body, and has formed links with a charitable organisation (the Trust) formed by partners such as universities, businesses or voluntary organisations. |
| Home Address | <p>Is considered to be a child's permanent or main residence at the time school places are allocated. This should also be the address where the child will be residing when they start school.</p> <p>Continued overleaf</p> |

| | |
|-------------------------------------|---|
| Home address (continued) | <p>Where a child's time is divided between more than one address, their "main residence" will be taken from where they spend the majority of their school nights (Sunday to Thursday), and to which the child benefit is paid.</p> <p>An address used for before and after-school childcare arrangements will not be considered.</p> <p>Places cannot be allocated on the basis of intended future changes of address, unless the move has been confirmed and the relevant proof can be provided;</p> <ul style="list-style-type: none"> ➤ a letter from your solicitor confirming exchange of contracts and completion date, ➤ a copy of a rental agreement for at least 12 months signed by both the tenant and the land <p>If the move is a return to a property currently tenanted a copy of the notice to quit will be required</p> <p>Parents must inform the Admissions Team of any change of address between the time of application and when the child is due to start at the new school. Failure to do this may result in the offer of a place being withdrawn.</p> |
| Independent Appeals Panel | The group of people who are called together to hear admission appeals. Panel members have no involvement with the school or the County Council. |
| LA | Local Authority |
| Looked After Children | A 'looked after child' is a child who is (a) in the care of the local authority, or (b) being provided with accommodation by a local authority in the exercise of their social services function (see definition in section 22(1) of the Children Act 1989) at the time of making an application to a school. |
| Maintained schools | All schools funded by the County Council (this includes community, foundation, voluntary controlled and voluntary aided schools). |
| Oversubscription criteria | The priority order by which school places are allocated when a school is oversubscribed, i.e. there are more applicants than places available. |
| Parent | A person who is either the child's birth or adoptive parent or who has parental responsibility for the |

| | |
|---|---|
| | child. |
| Previously Looked After Children | Children who were previously Looked After (as defined above) but ceased to be so by reason of adoption, a special guardianship order or resident order (now known as child arrangement order). Evidence must be provided to be considered under this criterion. |
| Published Admission Number (PAN) | The number of places available in the normal entry year. |
| Siblings | Children, usually brothers or sisters, aged between 4 and 16, who live together in the same family unit. Unless otherwise stated, children who are in attached nursery or sixth form provision are not included. |
| Voluntary aided school | A school set up and owned by a voluntary body, usually a church body, but largely financed by the County Council. |
| Voluntary controlled school | A school owned and funded by the County Council but with links to the voluntary body that originally set it up. |

Useful Contact Information

Cambridgeshire Race Equality and Diversity Service (CREDS)

✉ CPDC, Foster Road, Trumpington, Cambridge CB2 9NL
☎ 01223 703882
@ creds@cambridgeshire.gov.uk
💻 <http://www.cambridgeshire.gov.uk/childrenandfamilies/race>

Education Support for Looked After Children (ESLAC)

✉ CPDC, Foster Road, Trumpington, Cambridge CB2 9NL
☎ 01223 699883
@ eslac@cambridgeshire.gov.uk
💻 <http://www.cambridgeshire.gov.uk/childrenandfamilies/eslac>

Education Welfare Benefits Service

✉ Box OCT 1222, The Octagon, Shire Hall, Castle Hill, Cambridge , CB3 0AP
☎ 01223 703200
@ ewb.fsm@cambridgeshire.gov.uk
💻 www.cambridgeshire.gov.uk/freeschoolmeals

Home to school transport

Social & Education Transport Team (SETT)

✉ Box SH1013, Shire Hall, Castle Hill, Cambridge, CB3 0AP
☎ 0345 0455208
@ edtransport@cambridgeshire.gov.uk
💻 www.cambridgeshire.gov.uk/education/transport

Parent Partnership Service

✉ Box SH1212, Shire Hall, Castle Hill, Cambridge, CB3 0AP
CALL (Confidential Advice Line Link)
☎ 01223 699214 - Countywide
@ pps@cambridgeshire.gov.uk
💻 www.cambridgeshire.gov.uk/pps

Special Education Needs

Statutory Assessment and Resources (STAR) Team

✉ Box SCO2209, Scott House, Huntingdon, PE29 3A
☎ 01480 372600
@ start@cambridgeshire.gov.uk
💻 <http://www.cambridgeshire.gov.uk/childrenandfamilies/specialneedsdisabilities/>

Neighbouring Local Authorities

Bedford Borough Council

✉ School Admissions Service, Borough Hall, Cauldwell Street, Bedford, MK42 9AP

☎ 01234 718120

@ admissions@bedford.gov.uk

💻 www.bedford.gov.uk

Central Bedfordshire

✉ School Admissions Service, Central Bedfordshire Council, Watling House, High Street North, Dunstable, LU6 1LF

☎ 0300 300 8037

@ admissions@centralbedfordshire.gov.uk

💻 www.centralbedfordshire.gov.uk/admissions

Essex County Council

✉ School Admissions, PO Box 4261, Chelmsford, CM1 1GS

☎ 0845 603 2200

@ admissions@essex.gov.uk

💻 www.essex.gov.uk/admissions

Hertfordshire County Council

✉ Admissions and Transport Team, Hertfordshire County Council, County Hall CHR102, Peggs Lane, Hertford, SG13 8DF

☎ 0300 123 4043

@ hertsdirect@hertscc.gov.uk

💻 www.hertsdirect.org

Lincolnshire County Council

✉ County Offices, Newland, Lincoln LN11YQ

☎ 01522 782030

@ schooladmissions@lincolnshire.gov.uk

💻 www.lincolnshire.gov.uk/schooladmissions

Norfolk County Council

✉ School Admissions, 8th Floor, County Hall, Martineau Lane, Norwich, NR1 2DL.

☎ 0344 800 8020

@ admissions@norfolk.gov.uk

💻 www.norfolk.gov.uk

Northamptonshire County Council

✉ Admissions Team, John Dryden House, 8-10 The Lake, Northampton, NN4 7YD

☎ 0300 126 1000

@ admissions@northamptonshire.gov.uk

💻 www.northamptonshire.gov.uk

Peterborough City Council

✉ Admissions Team, Bayard Place, Broadway, Peterborough, PE1 1FB

☎ 01733 864007

@ admissions@peterborough.gov.uk

💻 www.peterborough.gov.uk

Suffolk County Council

✉ School Admissions Team, Children & Young People's Services, Suffolk County Council, Endeavour House, Russell Road, Ipswich, IP1 2BX

☎ 0845 600 0981 -

@ admissions.suffolk@csduk.com

💻 www.suffolk.gov.uk/admissionstoschools

**This booklet is available in a variety of languages,
large-print and Braille. If you require an alternative version
please contact the Admissions Team**

☎ 0345 045 1370

💻 admissions@cambridgeshire.gov.uk