

Hawk Signposts 8



Super Scriptwriters

Write the script for a scene from a movie. You can invent your own story, use a story you've already written or write a scene from a book you like. Please look at the attached example so you can remember how a script is laid out.

Success Criteria:

- Lay out your script correctly (see the example script);
- Include stage directions;
- Include at least two characters speaking.

Tremendous Trailers

Create a movie trailer! Again, this can be for a movie you've invented or a trailer for one of your favourite books.

If you're on an ipad or iphone, I would recommend using iMovie (as that's what you're used to using at school). If you have something else you'd rather use, that's fine. You can also simply film it if you don't have access to apps.

Bonus points if you can get your siblings and/or parents involved!



Maths – See the problems on page 3 which are a mixture of arithmetic questions and problem-solving questions all based on things we've learned in class.

Complete your work on your google classroom account wherever possible and submit this to Miss Hill for marking. You can also send pictures of work you have done on paper, or photos of activities, to nhill@meldreth.cambs.sch.uk or over your starz account.

Scene 1 – Mother's Kitchen

Lights up. The narrators, Big Rabbit and Little Rabbit, stand downstage.

Little Rabbit: Big Rabbit, Big Rabbit, is it time for a story?

Big Rabbit: What story would you like?

Little Rabbit: Do you know the story of Little Red Riding Hood?

Big Rabbit: *(excited)* Of course I do! Let me just think how it begins. Ah yes, I remember!

Lights up on a cottage on the outskirts of a great forest. It is a spring day.

Big Rabbit: Once upon a time – and a very fine time it was – a girl called Red lived with her mother, in a cottage on the outskirts of a great forest.

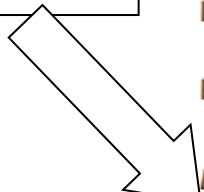
Mother takes a batch of fresh cupcakes from the oven and places them on the table.

Mother: Little Red! *(bangs the rolling pin on the table)* Little Red! Time to get up.

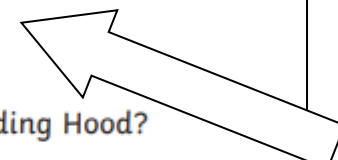
Red: *(offstage)* Coming, Mother!

Mother looks up at the clock (it's noon) and taps her foot angrily. Red enters the kitchen in a red cape. Seeing the cupcakes, she reaches out to take one, but her hand stops as Mother turns to glare.

Scene setting in italics



Each character on a new line. No need for speech verbs or speech punctuation




Colons after character's names



Stage directions in italics



Arithmetic Questions

- 1) 1.7×36
- 2) $(23 + 7) \times 2$
- 3) $7^2 + 3^3$
- 4) $3 \times 7 \times 9$
- 5) 1.476×100
- 6) $0.73 + \underline{\quad} = 1$
- 7) If $x + 9 = 13$, what is the value of x ?
- 8) Find $\frac{3}{5}$ of 35
- 9) What is the missing angle?

- 10) Which of these numbers is **prime**?
33 45 57 69 53 49

Reasoning Questions

--->

5 apples cost £1.45.



3 apples and 2 bananas cost £1.13.



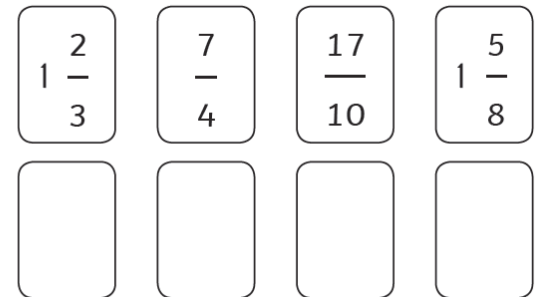
What is the cost of one banana? Show your method.

Each shape represents a number.



Work out the value of each shape.

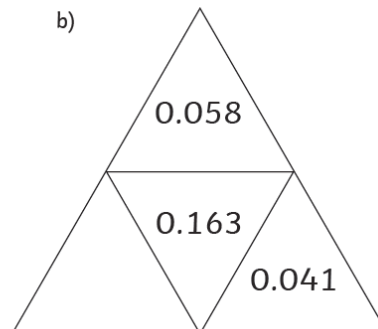
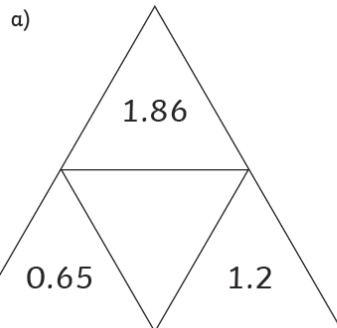
Order the following fractions from smallest to largest:



smallest

largest

Complete the triangles so that the number in the centre is the sum of the numbers on the outside.



Calculate the perimeter of this rectilinear shape.

