



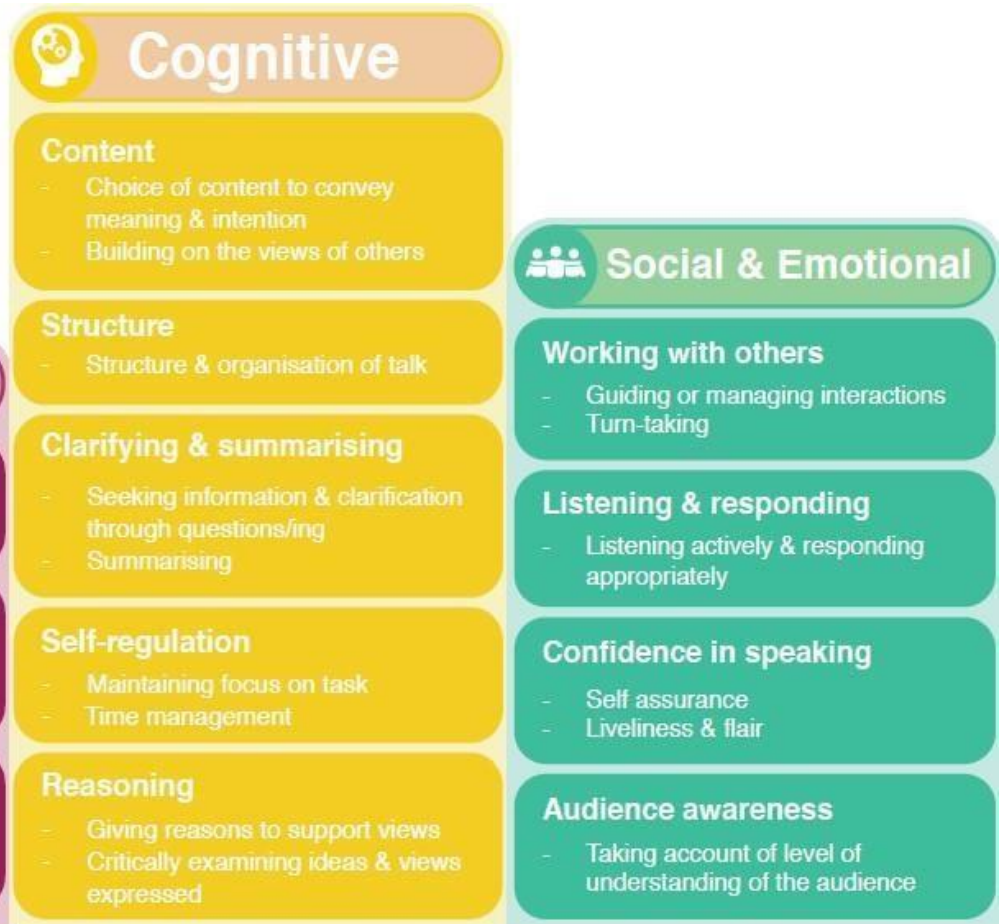


The Oracy Framework



-  **Cognitive** The deliberate application of thought to what you're saying
-  **Linguistic** Knowing which words and phrases to use, and using them
-  **Physical** Making yourself heard, using your voice and body as an instrument
-  **Social & Emotional** Engaging with the people around you; knowing you have the right to speak



Meldreth Primary Skills and Elements Progression in Oracy

Physical

EYFS	Year 1	Year 2	Year 3	Year 4	Year 5	Year 6
<p>To speak audibly so they can be heard and understood</p> <p>To use gestures to support meaning in play</p>	<p>To use the appropriate tone of voice in the right context. E.g. speaking calmly when resolving an issue in the playground.</p> <p>To speak clearly and confidently in a range of contexts</p>	<p>To start to use gesture to support the delivery of ideas e.g. gesturing towards someone if referencing their idea, or counting off ideas on their fingers as they say them.</p>	<p>Deliberately varies tone of voice in order to convey meaning. E.g. speaking authoritatively during an expert talk or speaking with pathos when telling a sad part of a story.</p> <p>Considers position and posture when addressing an audience.</p>	<p>To consider movement when addressing an audience.</p> <p>To use pauses for effect in presentational talk e.g. when telling a anecdote or telling a joke.</p>	<p>To project their voice to large audience.</p> <p>For gestures to become increasingly natural.</p>	<p>To speak fluently in front of an audience.</p> <p>To have a stage presence.</p> <p>Consciously adapt tone, pace and volume of voice within a single situation.</p>

EYFS	Year 1	Year 2	Year 3	Year 4	Year 5	Year 6
<p>To use talk in play to practice new vocabulary</p> <p>To join phrases with words such as 'if', 'because' 'so' 'could' 'but'</p>	<p>To use vocabulary appropriate specific to the topic at hand</p> <p>To take opportunities to try out new language, even if not always used correctly.</p> <p>To use sentence stems to link to other's ideas in group discussion. E.g. 'I agree with... because ...' 'Linking to ...'</p> <p>To use conjunctions to organise and sequence ideas e.g. firstly, secondly, finally.</p>	<p>To adapt how they speak in different situations according to audience.</p> <p>To use sentence stems to signal when they are building on or challenging others' ideas.</p>	<p>To be able to use specialist language to describe their own and others' talk.</p> <p>To use specialist vocabulary.</p> <p>To make precise language choices e.g. instead of describing a cake as 'nice' using 'delectable'.</p>	<p>To carefully consider the words and phrasing they use to express their ideas and how this supports the purpose of talk.</p>	<p>To use an increasingly sophisticated range of sentence stems with fluency and accuracy.</p>	<p>To vary sentence structures and length for effect when speaking.</p> <p>To be comfortable using idiom and expressions.</p>



Cognitive

EYFS	Year 1	Year 2	Year 3	Year 4	Year 5	Year 6
<p>To use 'because' to develop their ideas</p> <p>To make relevant contributions and ask questions</p> <p>To describe events that have happened to them in detail</p>	<p>To offer reasons for their opinions</p> <p>To recognise when they haven't understood something and asks a question to help with this.</p> <p>To disagree with someone else's opinion politely.</p> <p>To explain ideas and events in chronological order.</p>	<p>To ask questions to find out more about a subject.</p> <p>To build on others' ideas in discussions.</p> <p>To make connections between what has been said and their own and others' experiences.</p>	<p>To offer opinions that aren't their own.</p> <p>To reflect on discussions and identify how to improve.</p> <p>To be able to summarise a discussion.</p> <p>To reach shared agreement in discussions.</p>	<p>To be able to give supporting evidence e.g. citing a text, a previous example or a historical event.</p> <p>To ask probing questions.</p> <p>To reflect on their own oracy skills and identify areas of strength and areas to improve.</p>	<p>To be able to draw upon knowledge of the world to support their own point of view and explore different perspectives. E.g. In a discussion about vegetarianism, rather than saying 'my mum is a vegetarian so eating meat is wrong' to be able to say 'lots of people don't eat meat because they believe killing animals is cruel'.</p> <p>To identify when a discussion is going off topic and to be able to bring it back on track</p>	<p>To construct a detailed argument or complex narrative.</p> <p>To spontaneously respond to increasingly complex questions, citing evidence where appropriate.</p>



Social & Emotional

EYFS	Year 1	Year 2	Year 3	Year 4	Year 5	Year 6
<p>To look at someone who is speaking to them</p> <p>To take turns to speak when working in a group</p>	<p>Listens to others and is willing to change their mind based on what they have heard</p> <p>To organise group discussions independently of an adult.</p>	<p>To start to develop an awareness of audience e.g. what might interest a certain group.</p> <p>To be aware of others who have not spoken and to invite them into discussion.</p> <p>Confident delivery of short pre-prepared material.</p>	<p>To adapt the content of their speech for a specific audience.</p> <p>To speak with confidence in front of an audience.</p>	<p>To use more natural and subtle prompts for turn taking.</p> <p>To be able to empathise with an audience.</p> <p>To consider the impact of their words on others when giving feedback.</p>	<p>Listening for extended periods of time.</p> <p>To speak with flair and passion.</p>	<p>To use humour effectively.</p> <p>To be able to read a room or a group and take action accordingly e.g. if everyone looks disengaged, moving on or changing topic, or if people look confused stopping to take questions.</p>

Teaching Ideas

EYFS	Year 1	Year 2	Year 3	Year 4	Year 5	Year 6
<p>Provide pupils with opportunities to take on different roles, ensuring they are equipped with the appropriate knowledge and vocabulary to do this successfully. E.g. A shopkeeper speaking to a customer might say ‘How can I help you today?’ ‘Yes, let me get that for you. One moment’. Ensure that pupils are given specific praise when they adopt a role and use language appropriately. E.g. ‘Wow you sounded just like a grown up shopkeeper!’</p> <p>Support pupils’ understanding of turn-taking in talk by using a physical object such as a toy to signify whose turn it is to speak.</p> <p>Support pupils’ understanding of listening through partner</p>	<p>Introduce pupils to different protocols to scaffold turn-taking e.g. putting a thumb in when they want to speak, or taking turns passing talk around a circle.</p> <p>Use visual aids to support pupils’ awareness of talk e.g. using counters to represent contributions to a discussion or passing wool from speaker to speaker to show how contributions in a conversation should link to each other. Introduce pupils to the roles of the ‘builder’ and ‘challenger’. Equip pupils with sentence stems to fulfil each role.</p>	<p>Introduce sentence stems with accompanying gestures to support meaning for both speaker and their audience. E.g. linking fingers together for ‘linking to’ and holding up one finger to emphasise their first point.</p> <p>Create different role play scenarios which enable pupils to practice speaking in different contexts e.g. having tea with the Queen, talking to a sibling, talking to a neighbour or a friend on the playground.</p> <p>Play games which encourage pupils to elaborate on their ideas, e.g. ‘tell me more’ or ‘just a minute’.</p>	<p>Expose students to a range of models for talk, e.g. by meeting an expert or watching a talk online. Unpick why each speaker is successful e.g. how they establish their authority.</p> <p>Develop a shared language to describe talk in the classroom through creating a class set of ‘discussion guidelines’. These can be used as success criteria to support pupils to reflect on their discussions.</p> <p>Introduce ‘Talk Detectives’ to support pupils to reflect on their talk and raise pupils’ awareness of what makes good discussion.</p>	<p>Introduce pupils to sentence stems to cite evidence and ask probing questions.</p> <p>Teach the conventions for different types of talk, e.g. in oral storytelling using similes, metaphors, time connectives, rich description and techniques to build suspense. In a persuasive pitch using a ‘hook’ to grab the audience’s attention, rhetorical devices such list of three and rhetorical questions.</p> <p>Create opportunities for pupils to reflect on their own oracy skills and those of their peers, and set targets for improvement.</p>	<p>Equip students with the language to describe when a discussion has gone off track and support them to identify when this has happened e.g. by looking at transcripts or video examples.</p> <p>Develop sentence stems for students to bring discussions back on track e.g. ‘That might be true, however what do you think about X?’ ‘It feels a bit like we are going off topic here. Let’s get back to X’.</p> <p>Teach strategies to be able to listen for an extended period of time, e.g. note-taking or drawing visuals.</p> <p>Use vocal warm ups and diaphragm</p>	<p>Play games like ‘just a minute’ to practise fluency when talking about a given topic e.g. climate change.</p> <p>Practise ‘power poses’ to explore physical aspects of speaking</p> <p>Teach structures for building evidence-based arguments</p>

<p>conversations. Break down what it means to listen and frequently return to this through praise. E.g. 'Perfect partners sit calmly and face each other when they are listening'.</p> <p>Introduce new language and sentence stems through call and repeat, 'my turn, your turn'.</p> <p>Support pupils to develop an awareness of the volume of their voice through modelling and chances for them to practice speaking at different levels. E.g. 'tell your partner what you had for breakfast in a whisper</p> <p>Build pupils' confidence to speak in class by getting them talking about silly subjects, e.g. would you rather be a chicken or a cow?</p>	<p>As a teacher, explicitly model your own use of questions to clarify your understanding, e.g. 'I didn't understand that so I'm going to ask a question to help me. What did you mean by X?'</p> <p>Draw pupils' attention to the role that listening has in developing understanding. E.g. 'Now that we have heard that, has anyone changed their mind?'</p>	<p>Use hot-seating and question tennis to develop pupils' questioning skills.</p> <p>Praise pupils who invite others into discussions and as a class develop ideas for how this can be done, e.g. saying their name, asking them a question, turning to them.</p> <p>Before students deliver presentational talk create structured opportunities for pupils to reflect on what will engage their audience e.g. how can they make their object for 'show and tell' interesting for their peers.</p>	<p>Spend time teaching pupils what it means to be a chair, e.g. a chair should be prepared to ask probing and clarifying questions and encourage others to do so too.</p> <p>Scaffold pupils' summaries by allocating one student in a trio discussion the role of the 'silent summariser'. While the other members of the trio discuss an idea, the silent summariser must remain quiet, listen and then feedback the main points at the end of the discussion.</p> <p>Play 'articulate' with specialist subject vocabulary</p>	<p>Set up discussions where each pupil has key information to bring to the discussion. E.g. each pupil has read a different historical source or piece of evidence and the group needs to decide the cause of the central event.</p> <p>When using trio discussions, allocate one member of the trio the role of questioner. Their sole responsibility during the trio discussion is to ask questions of the rest of the group.</p>	<p>breathing exercises to support voice projection. Some examples are in the book, This is a Voice.</p> <p>Develop a bank of sentence stems which have a similar meaning to those students are already familiar with e.g. for agreement: 'I agree and I would like to add ...' 'I would like to echo what X said because ...' 'I see it in a similar way to X because ...' 'I have a similar opinion because ...'</p>	
---	--	--	--	---	---	--

Experiences

EYFS	Year 1	Year 2	Year 3	Year 4	Year 5	Year 6
<p>To speak to a partner during whole class teaching</p> <p>Taking pupils to the supermarket or post office to practice speaking to an unfamiliar adult to carry out a transaction.</p> <p>Provide pupils with opportunities to speak for an extended period of time about something they are interested in, for example a favourite toy or what they did at the weekend.</p>	<p>To take part in small group discussions without an adult.</p> <p>To be filmed speaking and use this for reflection</p> <p>To speak in front of a larger audience e.g. during an assembly.</p>	<p>Speak to unfamiliar people with real purpose e.g. asking questions to a museum curator or having a conversation with a visitor in the classroom.</p> <p>Participate in a short 'show and tell' session.</p>	<p>Take on an expert role e.g. to deliver a talk or speech as an astrologist or archaeologist.</p> <p>Become a storyteller for an authentic audience.</p> <p>Present to an audience of older or younger students.</p> <p>Chair a discussion. Hold a class meeting.</p>	<p>To use talk for a specific purpose e.g. to persuade or to entertain.</p> <p>To speak in front of a larger audience of adults e.g. a group of eight.</p> <p>To collaboratively solve a problem.</p> <p>To speak with an unknown adult for a specific purpose, e.g. for market research or making an order.</p> <p>To receive feedback from a peer or audience member on their oracy skills.</p> <p>Create TV or Radio adverts.</p> <p>Peer teaching</p> <p>Perform poetry by heart</p>	<p>Enter a debate competition</p> <p>BBC school report</p> <p>Meet professionals e.g. a lawyer, an MP or councillor to ask questions about their job.</p> <p>Leading a parents' evening.</p> <p>Compering a school talent show or event. Slam poetry / Stand-up comedy</p>	<p>Give a speech to an audience of peers and adults.</p> <p>Lead School Council</p> <p>Mentor or teach younger students</p> <p>Lead an assembly</p> <p>Act as a tour guides for prospective parents</p> <p>Record their own sports commentary</p> <p>Interview/ be interviewed</p>

EYFS Language Stems

Language for argument and opinion	Language for comparing and contrasting	Language of explanation / description	Language of prediction
I agree with / I disagree	It's the same because	It's the same/different...because	I think it will...
I think....	It's different because	They / we both have...	This will.....because
I don't think.....	This is... and that is....	Altogether we / I have	I know that...
It will....because		I know... because	
I like the way....		It looks / smells / feels / tastes / sounds like...	

Year 1 Language Stems

Yes / no because...	They are the same / different because... is and is	Ibecause	I think... because
I don't like / do like...because	They are alike because they are both.....	When Ibecause	I predict...
I agree / disagree with...		It is and....	I think....will happen because
It is right / wrong because...		It is a/an (adjective) (noun)	I know that

I think / don't think that...		After I.....	
Year 2 Language Stems			
Yes / no because...	They are the same / different because... is and is	Ibecause	I think... will happen because
I don't like / do like...because	They are alike because they are both.....	When Ibecause	I predict...because
I agree / disagree with...	They are similar because	It is and....	I know that
It is right / wrong because...	They are different because	It is (adjective) (noun)	
I think / don't think that...		After / Before I.....	
I believe...			
I think that...			
In my opinion...			
However... Also....			

Year 3 Language Stems

An argument for/against is...	They are the same / different because... is and is	I ...because	I think... will happen because
I don't like / do like...because	They are alike because they are both.....	When I ...because	I predict...because
I agree / disagree with...	They are similar because	It is and....	I think....will happen because
It is right / wrong because...	They are different because	It is (adjective) (noun)	This is probable because...
I think / don't think that...		After / Before I.....	After...I predict that...
I believe...		I think it looks it looks / feels/smells/sounds like...	This is a result of...
In my opinion... / My view is		It reminds me of...	
I understand but / however...			
I accept your opinion / decision but/however...			
I think that...			

However... Also....			
Building on what you're saying...			
Year 4 Language Stems			
An argument for/against is...because...	They are the same / different because...	Ibecause	I think... will happen because
I don't like / do like...because	They are alike because they are both.....	When Ibecause	I predict...because
I agree / disagree with...	One similarity / difference is...	It is and....	This is probable because...
It is right / wrong because...	They are different because	It is (adjective) (noun)	After...I predict that... because
I think / don't think that...	A further similarity/difference is	After / Before I.....	Due to the fact that...
I believe...			As a result of...
In my opinion...		It reminds me of...	The outcome will be...
I understand your point of view however...		As a result...	Based on... I predict that

I appreciate ...'s opinion / decision but/however...		Meanwhile	After hearing all the evidence...
I think that...		Furthermore	
However, I think differently because		Eventually	
I see it differently...		In contrast to...	
Most reasonable people would agree that...		Because	
Building on what you're saying...			

Year 5 Language Stems

An argument for/against is...because...	In some ways...	In conclusion...	I think... will happen because
The two main reasons for believing this..	Another feature they have in common...	To begin with...	I predict...because
My first/second important reason...	Furthermore they are both..	Because of....x happened	This is probable because...
Perhaps some people would argue...	However, they also differ in some ways...	It seems to be like...	After...I predict that... because

However, I would point out...	A further similarity / difference is...	After / Before I.....	Due to the fact that...
In opinion, it is clear...		It reminds me of...	As a result of...
I understand your point of view however...		As a result...	The outcome will be...
I appreciate's opinion / decision but/however...		Meanwhile	Based on... I predict that
However, I think differently because		Furthermore	After hearing all the evidence...
I see it differently...		Eventually	
Most reasonable people would agree that...		In contrast to...	
Building on what you're saying...		The reasons for...	

Year 6 Language Stems

I am convinced...	In some ways...	In conclusion...	I think... will happen because
Given that...	Another feature they have in common...	To begin with...	I predict...because

Based on fact...	Furthermore they are both..	Because of....x happened	This is probable because...
Perhaps some people would argue...	However, they also differ in some ways...	It seems to be like...	After...I predict that... because
However, I would point out...	A further similarity / difference is...	After / Before I....	Due to the fact that...
Having pondered /analysed...		It reminds me of...	As a result of...
I understand your point of view however...		As a result...	The outcome will be...
I appreciate's opinion / decision but/however...		Meanwhile	Based on... I predict that
However, I think differently because		Furthermore	After hearing all the evidence...
Taking everything into account		Eventually	In light of...
Most reasonable people would agree that...		In comparison to..	In summary
Building on what you're saying...		The reasons for...	