

# First Steps

**Admission to primary school: a guide for  
parents**

2016  
2017

Application Deadline  
**15 January 2016**

Apply online at  
[www.cambridgeshire.gov.uk/admissions](http://www.cambridgeshire.gov.uk/admissions)

September 2015

# Key Information

## Cambridgeshire Admissions Team



Admissions Team

OCT1221

The Octagon

Castle Hill

Cambridge

CB3 0AP



0345 045 1370

FAX 01223 727941

### Office Hours

Mon-Thurs

09:00-17:00

Friday

09:00-16:30



[admissions@cambridgeshire.gov.uk](mailto:admissions@cambridgeshire.gov.uk)



[www.cambridgeshire.gov.uk/admissions](http://www.cambridgeshire.gov.uk/admissions)

## Social and Education Transport Team (SETT)



0345 0455 208



[edtransport@cambridgeshire.gov.uk](mailto:edtransport@cambridgeshire.gov.uk)



[www.cambridgeshire.gov.uk/education/transport](http://www.cambridgeshire.gov.uk/education/transport)

## Department for Education (DfE)

Ofsted



[www.ofsted.gov.uk](http://www.ofsted.gov.uk)

Schools finder directory



<http://schoolsfinder.direct.gov.uk/>

School performance tables



<http://education.gov.uk/schools/performance/>

## Advisory Centre for Education (ACE)



[www.ace-ed.org.uk](http://www.ace-ed.org.uk)

# Foreword



This booklet has been written specifically for parents and carers of children who are due to start primary school either for the first time or for those who are transferring to junior or middle school. We understand that these are important steps in a child's life.

We are proud of our schools in Cambridgeshire. All children are valued and are entitled to high standards of teaching and a wide range of opportunities to learn and develop throughout their education.

All the information you need to know about the admissions process is available in this guide and is also available on the County Council's website at: [www.cambridgeshire.gov.uk/admissions](http://www.cambridgeshire.gov.uk/admissions)

In addition to the information you find here, each school produces its own prospectus and provides opportunities for parents to visit and find out more about the facilities and services provided.

I am certain that your son or daughter will enjoy and benefit from the time spent at their new school.

A handwritten signature in blue ink, appearing to read 'Adrian Loades'.

**Adrian Loades**  
**Executive Director**  
**Children and Young People's Services**

# Contents

Introduction	5	How do I appeal?	22
Important Dates	7	• How do I request an appeal?	22
Making An Application	8	• When will my appeal be heard?	22
• How the process works	8	• What happens at an appeal hearing?	22
• How to Apply	10	• What if my appeal is unsuccessful?	22
• Applying Online	10		
• Applying on Paper	11	Infant Class Size	23
• Supplementary Information Forms (SIFs)	11	• What is Infant Class Size Legislation?	23
• Changing preferences	12	• What happens at an infant class size appeal?	23
		• What does reasonable mean?	23
Frequently Asked Questions	13	• What if my appeal is unsuccessful?	23
How Are Places Offered?	18	Home to school transport	24
• Oversubscription criteria	18	Where can I get further information?	25
• Types of school in Cambridgeshire	18	Cambridgeshire school directory	26
		• Cambridge City	27
The Allocation Process	19	• East Cambridgeshire	57
• How it works	20	• Fenland	70
• When will I know which school my child has been offered?	20	• Huntingdonshire	87
• What if my child does not get a place at any of my preferred schools?	20	• South Cambridgeshire	114
• What is a reserve list?	20		
• Accepting a school offer	21	Glossary of terms	138
• Declining a school offer	21	Useful contact information	141
		Neighbouring Local Authorities	143

# Introduction

**This booklet is for parents and carers of Cambridgeshire children applying either for entry to primary/infant school for the first time or transferring to junior or middle school in September 2016. For the purpose of this guide all three groups are referred to as “Primary Schools”.**

If your child lives outside Cambridgeshire, please contact your own local authority for details on how to apply.

## **This booklet explains:**

- How to decide which school/s you would like to apply for.
- How to make your application for a primary school place.
- How places are offered if there are more applications than places available.
- What will happen if it is not possible to offer your child a place at your preferred school.

Starting school for the first time or changing school is an important step for your child, and we realise it can be a difficult time for you as well. Cambridgeshire County Council co-ordinates the admissions to all maintained (state) schools and academies (including free schools) in the county and aims to make the process fair and transparent for all.

Please read the information in this booklet carefully and contact us if you need any further help. Contact details for the Admissions Team are provided on the inside cover and other useful contacts are given on Page 141.

All information is available on our website at:

[www.cambridgeshire.gov.uk/admissions](http://www.cambridgeshire.gov.uk/admissions)

The website will also contain links to other sites or sources of information which may help. You may also use the website to make your application online which is a quick and easy way of applying for a school place.

When you are considering which schools to apply for, please read the information in this booklet carefully. It is very important that you make your application by **15 January 2016**.

You may also want to read the leaflet entitled “**Starting Primary School**” or “**Starting Junior/Middle School**” which are our quick-start guides to the application process. These leaflets have been distributed via your child’s current early years setting / school and are also available on our website.

Information about Cambridgeshire primary schools can be found within the Cambridgeshire School Directory from page 26 onwards. We would also encourage you to find out more about the schools you are interested in by visiting the school, looking on their website and reading their prospectus.

## Children with a Statement of Special Educational Needs

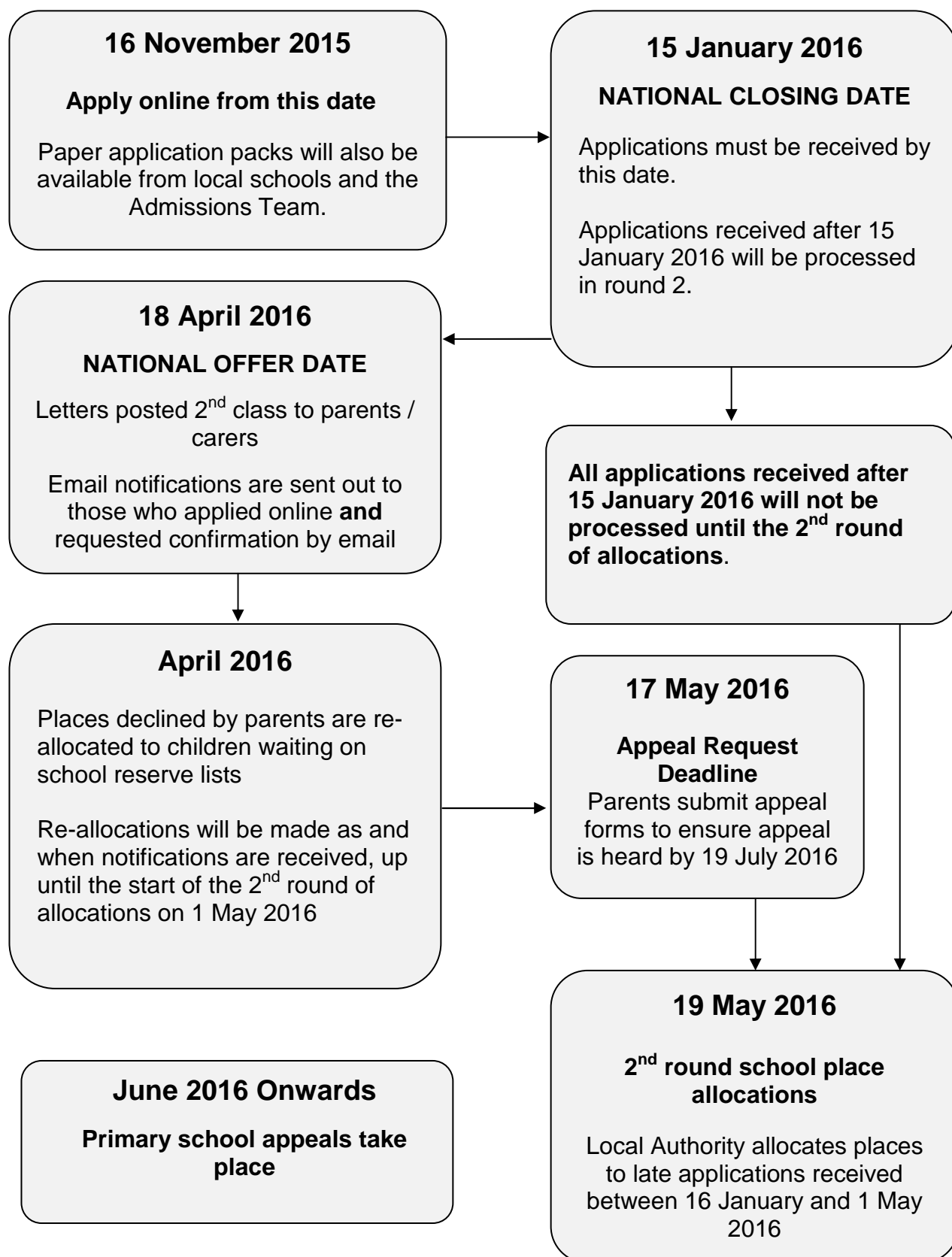
If your child has a Statement of Special Educational Needs or an Education Health and Care Plan, you will receive information directly from your child's SEN Casework Officer regarding the specific application process for your child. If you have any queries, please contact the Statutory Assessment and Resources (STAR) Team who will be able to advise you further;

### Statutory Assessment and Resources (STAR) Team

☎ 01480 372600

@ [start@cambridgeshire.gov.uk](mailto:start@cambridgeshire.gov.uk)

# Important Dates



# Making an Application

## How the process works

Under the co-ordinated admissions arrangements, you can list all the schools that you wish to apply for on one form. This includes schools both within and outside the authority in which you live.

All local authorities use a computerised system to exchange details of applications with schools and other local authorities, and to co-ordinate the offer of places to ensure each child is offered only one school place. This will be for the highest-ranked school that can offer a place to your child when the oversubscription criteria are applied to all applications and all preferences.

Where a school receives more applications than it has places available (i.e. where it is over-subscribed), the published over-subscription criteria will be used to decide the order in which applicants will be offered places.

The co-ordinated admissions system is proven to be fairer, with more parents being offered one of their preferred schools.

### What has happened in previous years?

In April 2015 the following percentage of Cambridgeshire families were offered one of the schools listed on their application form:

- **90.13%** were offered a place at their first preference school;
- **96.74%** were offered a place at one of their preferred schools.

### Use all three Preferences

In Cambridgeshire, you can apply for up to three schools in order of preference. If you only apply to one school, you will only be considered for that school.

You will, therefore, be wasting the opportunity to be considered for other schools, should your preference not be successful. Schools do not know the order in which you have ranked them on your application form, or which other schools you have applied for. That information is confidential prior to the allocation of places. You should place the schools in the order you would like your child to attend.

### Which schools to apply for?

You can apply for a place at any maintained (i.e. non-fee paying) mainstream school on your home authority's online system or paper application form, as long you are applying for the school's natural year of entry. **If your child is attending an infant/first/lower school, but you apply for a Year 3 or Year 5 place at a primary school rather than a junior or middle school, this application will be deemed as an 'in year' application because Reception is the normal year of entry for primary school. Please do not apply for a place in Year 3 or 5 at a primary**



**school using the Common Application Form (CAF), as such applications will not be processed as part of the County Council's co-ordinated scheme.**

Try to obtain as much information as possible about how places at your preferred schools are allocated:

- Look at the directory section in this guide to;
  - (a) read the over-subscription criteria for each school, and
  - (b) see how many children were offered places last year and the criteria allocated up to.
- Consider which criteria apply to your child.
- Consider which is your nearest school.
- Check that your information about a school is correct –visit the school, talk to school staff and make an informed decision for your child.
- Do not make your decision based on other people's opinions or experiences. Your situation is different and things change every year.

It is recommended that you name your catchment school as one of your three preferences, because this is the school that is most likely to be able to offer your child a place.

### **Important information to note**

If you choose **not** to express a preference for your child's catchment school you should be aware of the following;

- There is **no guarantee** of a place being available at your catchment school, if you are unsuccessful with your preferred school. Nor will you automatically be considered for it if you do not include it as a preference.
- Your child may be allocated a school place much further away from your home;
- You will be responsible for **all** home to school transport arrangements and costs.
- There is **no guarantee** that a younger brother or sister will be allocated a place at your preferred school in future years.

If you live near the county boundary, you may wish to consider applying for schools in neighbouring authority areas. Contact details of these can be found on page 143 of this guide. However, living in Cambridgeshire, you will still need to make your application through Cambridgeshire County Council.

### **Remember**

- Make time to visit the school/s.
- Do not judge a school by what others say.
- Make realistic preferences.
- Think about transport and how your child will get to school.
- Consider younger siblings when making your selection.

# How to Apply

All applications must be completed and returned to the Admissions Team by the national closing date of **15 January 2016**.

**It is vital that you apply on time. Applications received after this date will be processed in round 2.**

**In 2015 we received over 760 late primary school applications. As a result, many of these applicants missed out on a place at their preferred school(s).**

There are two ways to make your application for a school place. It can be done either:

- **Online** via our website [www.cambridgeshire.gov.uk/admissions](http://www.cambridgeshire.gov.uk/admissions)
- On a **Paper Application**, copies of which are available from your local primary / infant school, from the Admissions Team or available for download from our website.

## Applying Online

It is quick, simple and safe to make your application online, and 92.43% of parents made their application this way last year. The facility will be available via the website;

[www.cambridgeshire.gov.uk/admissions](http://www.cambridgeshire.gov.uk/admissions)

from **16 November 2015** and you can make your application from this date until **15 January 2016**.

The benefits of making your application online are as follows;

- You will receive an email confirming that your application has been received.
- Available 24 hours a day, 7 days a week
- You can log in and view your child's school offer on **18 April 2016**. This will also be sent by email, on the day, to those who request it.
- You can change the details on your application up until midnight on the closing date.
- The system has a series of security procedures which keeps the information provided safe.
- There is no risk that your application will get lost in the post.

### Online Applications

- All online applications must be submitted **before** midnight on **15 January 2016**. Any applications left un-submitted will **not** be considered
- Please ensure that you have read the Terms and Conditions **before** submitting your application.
- **If you re-visit your application at any time you must ensure that it is re-submitted, otherwise the application cannot be processed.**

## Applying on Paper

If you prefer not to make your application online, you can choose to complete a paper application form available on our website or from the Admissions Team directly. Please note, if you are applying for a Reception, Year 3(junior) or year 5 (middle) place where that is the natural year of entry for the school, you must complete the primary transfer application. If you complete an in-year application form it will be returned to you and your preferences will not be processed.

All paper applications and required supporting documents must be returned to the Admissions Team by **15 January 2016**.

We recommend that you obtain proof of postage if you return the paper form, because if the application form is not received by the closing date, you will need to show that it was posted before **15 January 2016**.

If you have already made an online application for your child, you **must not** submit a paper form as well. If we do receive both a paper and an online application, the application with the most recent date (i.e. the latest) will be the application accepted.

### Posting your Application Form

Please also ensure that you have provided the correct postage for your envelope, as failure to do so will lead to your application form not being received.

We recommend that all paper application forms are posted by “signed-for” recorded delivery, and that you retain your proof of postage. The Admissions Team accept no responsibility, and will make no exceptions, for applications that do not reach us and are not posted by this method.

You may also wish to include a stamped, self-addressed envelope with your application form, so we can post you a confirmation slip when it has been received.

If you choose to hand the application in to your child’s current school, please request a confirmation receipt.

## Supplementary Information Forms (SIF)

In most cases it is only necessary to complete the local authority’s application form, either online or on paper. However, some schools require the completion of a **Supplementary Information Form (SIF)**. This is used to help the governors consider your application fully, in accordance with the school’s religious oversubscription criteria.

If you wish your child to be considered under the school’s religious criteria you **must** complete a SIF (available either on our website or from the school) and return it to the **school** directly, before the closing date on **15 January 2016**.

**Please ensure that you read the specific requirements for the school(s) that you wish to apply for, as these may differ from school to school. Failure to complete the required documentation will mean your child will not be considered under the schools’ religious criteria.**

# Changing Preferences

You may change your preference(s), prior to the closing date, either by editing and re-submitting your online application, or by completing a new paper application form.

**In all cases these changes must be made by the closing date of 15 January 2016.**

You cannot amend your preferences after the closing date unless there are genuine reasons for doing so, e.g. a recent house move. They will also only be considered where an application has been received by the national closing date of 15 January 2016.

Any requests received after **15 January 2016**, regardless of the circumstances, will not be considered until the second round of school place allocations on 19 May 2016.

Please bear in mind that only one application will be processed per child at one time. This means that any new application received will replace your previous application and cancel any previous offer made. If the parent or carer wishes to keep their initial offer or remain on reserve lists for schools they originally requested and were refused, they must be included on any amended application.

# Frequently Asked Questions:

## Making an application

### When should my child start school?

Your child is eligible to start school the September following their 4<sup>th</sup> birthday, but legally must start the term following their 5<sup>th</sup> birthday.

If your child was born between 1 September 2011 and 31 August 2012 you will need to submit your application by **15 January 2016**.

On receipt of your child's school offer you may choose to take up this place:

- Immediately (from September 2016);
- On a part-time basis until the beginning of the term after their 5<sup>th</sup> birthday; or
- Defer your child's admission until the beginning of the term after their 5<sup>th</sup> birthday but not beyond the beginning of the final term of the school year for which it was made. This means, if your child is summer born they will need to start school in April 2017 to keep the place at the school offered. If your child does not start school in April 2017 you will need to apply in June 2017 for a Year 1 place with no guarantee of the same school being offered.

**We recommend all parents discuss these admission options with the school following receipt of their child's offer letter.**

### Accelerating or Deferring your child's place

You may seek a place outside your child's normal age group if, for example, your child is summer born, gifted and talented or has experienced problems such as ill health. For more information on acceleration or

deferrals please contact the Admissions Team.

### Which schools can I apply for?

You can apply for a place to any maintained (i.e. state or non-fee paying) mainstream school on your home authority's paper application form or online system.

### I don't know the area very well, how do I find out where the schools are?

A list of schools is provided in the directory section of this guide. You can also visit <http://my.cambridgeshire.gov.uk/> which enables you to search for schools based on your home postcode.

Please be aware that the distances you find stated here will not be as accurate as the measurements used when we decide the outcome of a tiebreaker which is calculated using a different mapping system.

### What happens if I apply after the closing date?

It is vital that your child's application is received by the national closing date **15 January 2016**. Any application made after this date will be treated as a late application, which means that;

- it will not be dealt with until all applications that were made on-time have been considered;
- you are much less likely to be offered a place at one of your preferred schools.

Any application received after **15 January 2016** will not be processed until the second round of allocations on **19 May 2016**.

## What is my child's home address?

It is very important that the address you give on your child's application will be your child's permanent or main residence at the time school places are allocated on **18 April 2016**. This should also be the address where your child will be residing when they start school in September 2016.

## My Child's time is divided between two addresses, which one do we use?

Your child's application can only be considered from **one** home address. The address used on your application **must** be the address at which your child spends the majority of school nights (Sunday through Thursday).

When a child's time is divided equally between two addresses you **must** provide a copy of a child benefit letter or a doctor's registration letter, this address will then be used as your allocation address. Failure to do so by 31 January 2016 will result in your application not being processed.

Please be aware that an address used for before and after-school childcare arrangements will **not** be considered.

## Shared Parental Responsibility

Where more than one adult shares parental responsibility and live at different addresses, it is important that agreement be reached, prior to making the application, on which schools to apply for.

If different applications are received, or the Admissions Team is made aware of a dispute between two parents, all applications will be placed on hold and will **not** be processed until such time that:

- one joint application is made; or
- written agreement is provided from **both** parents; or

- a court order is obtained confirming which parents' application carries precedence.

**Please ensure that only one joint application is submitted by 15 January 2016. If multiple applications are received you risk your child not being considered for a school place or an offered place being withdrawn.**

## How will you verify my address?

The Local Authority will take steps to verify your child's home address either by cross referencing information held by your child's current (Cambridgeshire maintained) school or by requesting that you provide proof of the address.

This proof may be requested at any point during the admissions process, including after your application has been submitted, and may include one or more of the following documents:

- a copy of your child's benefit statement issued no more than three months earlier;
- a council tax notification, that covers the national offer date, 18 April 2016,
- a letter from your solicitor confirming exchange of contracts on a property you are purchasing. This letter **must** confirm the exact date for completion of the purchase;
- a copy of a rental agreement for at least 12 months signed by both the tenant and the landlord;
- a copy of the notice to quit (if returning to a property you own, that is currently tenanted);
- a utility bill issued no more than three months earlier;
- a bank statement issued no more than three months earlier;
- a registration letter from your child's doctor.

Unless otherwise stated above, this proof of address must have been issued no earlier

than three months before the date your application is received.

**If you do not return the satisfactory documentation by the date requested - or by 31 January 2016, whichever is sooner - this may invalidate your child's application.**

## **What happens if I move address?**

If you move address at any point during the admissions process, either within Cambridgeshire or into Cambridgeshire, it is **your** responsibility to immediately inform the Admissions Team, in writing, of this change and provide proof of your new address. Failure to do this may invalidate your child's application.

If your house move takes place after the **15 January 2016**, or you wish the school offer to be based on a future house move (to take place by September 2016), you will need to provide proof of the new address by **31 January 2016** in order for it to be considered.

If your proof of address is not / cannot be provided by **31 January 2016**, your child's school allocation will be based on your **current** address if this can be verified.

If you are moving from overseas or your child does not currently attend a Cambridgeshire Early Years Setting / maintained school and you are unable to provide your proof of address by **31 January 2016**, your application will **not** be processed until the satisfactory proof is received.

## **What if someone uses a fraudulent address or gives other false information on their application?**

Regrettably, on occasion some parents have given false information about their home address to get a place at a particular school.

This practice is not acceptable and can deny a place to a child with more genuine claim.

Cambridgeshire County Council expects all applications to be made in good faith giving correct information.

### **Keep Us Updated**

Please remember it is your duty to inform the Admissions Team of any change in circumstances. Failure to do so can invalidate your application and lead to the school place being withdrawn.

**Any school place obtained by the use of incorrect or fraudulent details will be withdrawn**

## **What if I forget to make an application for my child?**

If you do **not** complete an application form, or your application is received after the 15 January 2016 your child will **not** receive a school offer on **18 April 2016**.

If you realise that you have forgotten to make an application, it is important you complete one as soon as possible. Applications received between 16 January 2016 and 1 May 2016 will be processed in the second round of allocations on **19 May 2016**.

### **Remember**

An application must be completed in all cases as there is **no** automatic transfer to primary school from any nursery or pre-school.

## **What happens if I have twins or multiple-birth children?**

If you have more than one child going through the process at the same time, you must make a separate application for each child. Please

ensure that you make reference to each child on all application forms. Every effort will be made by the Local Authority to ensure that these children will be offered places together.

### **What is a Catchment Area?**

In Cambridgeshire we operate a catchment area system. A catchment area is a defined geographical area surrounding a school from which it will usually take the majority of its pupils.

All primary schools in Cambridgeshire have a catchment, with the exception of St Alban's RC Primary School and St Laurence's RC Primary School and Crosshall Infant Academy.

### **How is home to school distance measured?**

For school place allocations distances, within Cambridgeshire, are calculated by measuring a straight line from the reference point of the home address to the reference point of the primary school (both as determined by the National Land and Property Gazetteer). For further information please see the glossary of terms on page 138.

All measurements are calculated digitally. For families who live outside of Cambridgeshire, distances are determined using a combination of local maps and on-line resources.

### **I wish to make an application for a school that is outside of Cambridgeshire, who do I send my application to?**

If you are a Cambridgeshire resident you must make your application through the Cambridgeshire Admissions Team, regardless of the location of your preferred school. The Team will then co-ordinate with the relevant Local Authority to ensure that your application is considered alongside those who live within that authority.

### **I wish to make an application to an independent school as well as a maintained school, who do I need to contact?**

Any applications for an independent school (i.e. fee-paying) place will need to be sent directly to the school. They should not form part of your application to the Local Authority.

### **What if I want my child to start Primary School a year early or a year late?**

It is Cambridgeshire County Council's policy to admit children to the year group appropriate to their date of birth. In exceptional circumstances, your child may be able to start school a year earlier or later than would normally be the case. For further information please contact the Admissions Team.

Please note that the fact that a child has come from an educational system abroad, or does not speak English as their first language will not normally be considered as an exceptional circumstance. Support is available in our schools within the correct year group for these children. An unsuccessful appeal for a place at a school will not be considered appropriate grounds for then requesting a place in a different year group.



## Application checklist

- ☐ Read “Starting Primary School” leaflet and “First Steps” admission guide.
- ☐ Find out more information about the schools that interest you.
- ☐ Read the oversubscription criteria for the schools you are interested in.
- ☐ Make your application either **online**, or by completing a **paper application form** placing schools in order of preference. Ensure this is completed by **15 January 2016**.
- ☐ Ensure that any relevant Supplementary Information Form (SIF) is completed and returned direct to the school.

### **I have recently moved from overseas, is my child eligible to apply for a school place?**

If you are moving from overseas and will be resident in Cambridgeshire for 6 teaching weeks or longer your child may be eligible for a primary school place. You must submit your application

by the request deadline and provide proof of your residency in Cambridgeshire (please see p. 11 for types of proof).

### **My child was previously a Looked After Child, is there anything different I need to do?**

If your child was previously looked after (in care) and has since been adopted or is now under a special guardianship or residency order (now known as a child arrangement order) they will be given higher priority within every Cambridgeshire school's criteria.

However, you will be required to provide evidence to support this request in the form of the adoption certificate or special guardianship / residency order / child arrangement order. You will need to make specific mention of this on your application, as Cambridgeshire County Council Admissions Team do not have access to public care records.

### **My older child was previously refused a place at our catchment school, how does this affect our new application?**

If your older child has previously been refused a place at your catchment school due to oversubscription, your younger child's application may be considered under a higher criterion. In order to be considered, please ensure the relevant details are included within your new application.

# How are Places offered?

Each school has what is called a **Published Admission Number (PAN)**. This is the maximum number of pupils that can be admitted to each year, based on the accommodation available at a school. The number is based on a national formula for deciding how many children can go to a school without causing overcrowding.

Many schools receive more applications than there are places available. To decide which children to offer places to, a set of admission criteria is used. These are known as the school's oversubscription criteria.

## What are oversubscription criteria?

These are the criteria by which all applications are prioritised when more applications are received than places available. Different schools have different criteria so it is important that you check the admission arrangements for all the schools in which you are interested.

## What types of schools are there in Cambridgeshire?

There are six main groups of schools in Cambridgeshire;

### **Academy Schools**

Academy schools, including those that are Free Schools, are state-funded, non-fee paying independent schools. Each academy is operated by a trust which appoints a governing body who are their own admission authority and set their own oversubscription criteria.

### **Community Schools**

Community schools hold no religious character. The local authority is the admission authority and sets the oversubscription criteria.

### **Foundation Schools**

Foundation schools, as with Voluntary Aided schools, are their own admissions authority and set their own oversubscription criteria. They do not, however, hold any religious character.

### **Foundation schools with a trust**

Trust schools are schools which have formed links with a charitable organisation (the Trust) formed by partners such as universities, businesses or voluntary organisations. These schools are also their own admissions authority and set their own oversubscription criteria.

### **Voluntary Aided Schools**

Voluntary Aided Schools are mainly religious or "faith" schools, although anyone can apply for a place. The Governing Body are their own admission authority and set the oversubscription criteria, which often reflects the school's religious character.

### **Voluntary Controlled Schools**

These schools are similar to voluntary aided schools, in that they are schools which hold a religious character. However, unlike voluntary aided schools the local authority is the admission authority and sets the oversubscription criteria.

# The Allocation Process

## How it Works

All preferences are treated equally. This means we will look to see if a place is available at each of your preferences and offer you a place at your **highest** preference school that has a place available.

**Step 1** If we can meet your first preference, we will offer your child a place at that school.

**Step 2** If we cannot meet your first preference but can meet your second preference, we will offer your child a place at that school. Your child's name will then be added to the reserve list of your first preference school, and you will be offered your right of appeal.

**Step 3** If we cannot meet your second preference, but can meet your third preference, we will offer your child a place at that school. Your child's name will be added to the reserve lists for your first and second preference schools, and you will be offered your right of appeal.

**Step 4** If we cannot meet any of your preferences, we will offer your child a place at your catchment school if;

- you have not already expressed it as a preference; and
- following the allocation of all preferences, there remain places available

Alternatively a place will be allocated at the nearest designated school where a place is available.

Your child's name will be added to the reserve list for all of your preferred schools and you will be offered your right of appeal.

### What is a designated school?

The local authority will offer a place at a school which is;

- (a) the catchment school
- (b) the nearest appropriate school (as described in the Authority's Home to School Transport Policy)
- (c) the school specified in the child's statement of special educational need.

## Allocation Example

Megan lives in Cambridge and applies for the following three schools;

- 1) St Albans RC Primary School
- 2) Arbury Primary School
- 3) Orchard Park Primary School

Orchard Park Primary School is Megan's catchment school. However, she currently has a sibling attending Arbury Primary School.

Megan's first preference is St Alban's. The school is oversubscribed and when the oversubscription criteria were applied, places could only be offered to children as far as their religious criteria. Megan only met the lowest criterion for St Alban's and was not offered a place. Her name was then placed on the school's reserve list.

Megan met the sibling criterion for Arbury, her second preference. After the oversubscription criteria were applied the school were able to offer places to all children within this criterion and a place was offered.

Megan would also have qualified for a place at her catchment school, Orchard Park. However, because her higher preference school could be offered, it was not necessary to offer her that place and it was offered to the next ranked child.

## When will I know which school my child has been offered?

The National Offer Date is **18 April 2016**. Offer letters will be posted 2<sup>nd</sup> class on this date. If you applied online you will be able to view your child's school offer by using the online facility on this date. You will also receive an email notification, if requested when completing your online application.

## What if my child does not get a place at any of my preferred schools?

If a place cannot be offered at any of your preferred schools and you are a Cambridgeshire resident, you will be allocated a place at the nearest designated school to your home address with places available. This may be your catchment school if there are places remaining. Page 22 of this booklet explains how to appeal against a decision not to allocate your child a place at a preferred school.

Your child's name will also be placed on a **reserve list** for every school where they are refused.

## What is a Reserve List?

Reserve lists are not the same as waiting lists. Places are ordered according to the school's published oversubscription criteria and may be subject to change following receipt of new applications. Your child will remain on the reserve list until **31 December 2016**.

**Please note that if you are offered a higher preference from a reserve list, you will be removed from the reserve list of lower preferences or if a new application is received not listing it as a preference you will also be removed.**

## **Accepting a school offer**

It is important that you accept your child's place. If you do not, we reserve the right to withdraw that place in order to offer it to another child. You can accept your child's place by contacting the school directly.

**Accepting a place at the school offered will not lessen your chances of being offered a place at your preferred school either through the school's reserve list or through the appeals process.**

## **Declining a school offer**

If you do not wish to accept the school place offered, for example if you have moved out of Cambridgeshire, or have decided to educate your child privately, you **must** ensure you inform the Local Authority. This can be done by completing the refusal slip attached to the offer letter and returning it to the Admissions Team. **By completing the refusal slip you accept that you are withdrawing your current application and by doing so invalidating any offer of a place that has been made to you.**

## **Offer after refusal**

In some cases, the Admissions Team will initially be unable to offer a place at your preferred school, but a place may become available at a later date that we can offer to you. When this occurs we will inform you in writing, and you will need to decide if you wish to take up the newly offered higher preference school or retain the originally offered place. You **must** inform us of your decision, in writing, within ten working days of the offer being made; you can confirm by letter or by emailing [admissions@cambridgeshire.gov.uk](mailto:admissions@cambridgeshire.gov.uk)

If you do not respond within ten working days, a reminder will be sent by post and email (where sufficient contact details are supplied); if you do not respond within ten working days of the reminder, we will assume you wish to retain your original offer, the new offer will be withdrawn and your child's name will be removed from the school's reserve list.

# How do I appeal?

You have a right of appeal if your child is not offered a place at any of your preferred school(s).

## How do I request an appeal?

You will need to complete an appeal form which can be found on our website at:

[www.cambridgeshire.gov.uk/admissions](http://www.cambridgeshire.gov.uk/admissions)

or can be requested from the Admissions Team directly

If, however, you wish to request an appeal for a school which is located in another county, you will need to make your appeal request to the relevant Local Authority.

## When will my appeal be heard?

Most appeals will be heard throughout June, and July. However, you must submit your appeal request form to the Admissions Team by **17 May 2016** if you wish to have your appeal heard before the end of the summer term.

If your application was considered in the second round of allocations, it is important that you submit your appeal request form as quickly as possible, although we cannot guarantee that your appeal will be heard before the end of the summer term. We will, however, ensure that it is heard within 30 school days of receiving your appeal form.

## What happens at an appeal hearing?

An independent appeal panel will hear the admission authority's case for not giving your child a place at your preferred school.

During the appeal hearing the admission authority will explain why your preference was not met and why it is not possible to offer your child a place at your preferred school. You will then be given the opportunity to explain your reasons for wishing your child to attend your preferred school.

It is possible for your appeal to be heard in your absence if you would prefer not to come and present your case in person. These appeals are considered only on the written information that you provide. It is, therefore, important that you consider whether you should attend the appeal in person or not.

The Clerk to the appeal panel will let you know the decision in writing within five working days.

## What if my appeal is unsuccessful?

The appeal panel's decision is legally binding on both yourselves, as the appellant, and the admission authority. It is not possible to have another appeal for the same school within the same academic year, unless there has been a significant change in your circumstances.

Your options will be either to accept the school place that has been offered to you, or, alternatively submit a new application for another school.

**In the 2014-15 academic year a total of 304 primary school appeals were heard in Cambridgeshire of which 198 were subject to Infant Class Size legislation.**

**54 of the appeal cases were successful, of which 13 were subject to Infant Class Size legislation.**

# Infant Class Size

## What is infant class size legislation?

This legislation states that no infant class should have more than 30 children being taught by one qualified teacher. This applies to all classes where the majority of the children in the class are of Reception, Year 1 or Year 2 age. The admission for children beyond this number **must** be refused on “infant class size prejudice” grounds.

If the number of children within an infant class were to exceed this number, this would be a breach of this legislation and the school would be required to take “qualifying” measures to ensure the breach is rectified, e.g. employ another teacher.

If you are refused a place at a school because of “infant class size prejudice”, you will be informed of your right to an “infant class size appeal”.

The process for requesting an infant class size appeal is exactly as described previously on page 23.

## What happens at an infant class size appeal?

The law requires an independent appeal panel to review the admission authority's decision that the admission of an additional child would cause “infant class size prejudice” (as described above).

Once satisfied that the refusal has been made correctly on this basis, the independent appeal panel can only uphold the appeal if one of three very strict grounds apply; these are

- the child would have been offered a place if the admission arrangements had been properly implemented; or

- the child would have been offered a place if the arrangements had not been contrary to mandatory provisions in the School Admissions Code and the School Standards Framework Act (SSFA) 1998; or
- the decision to refuse admission was not one which a reasonable admission authority would make in the circumstances of the case.

## What does “reasonable” mean?

The independent appeal panel is bound by a strict legal definition of this word. The panel would need to decide whether the decision to a place for a child was:

- “perverse in the light of the admission arrangements”;
- “beyond the range of responses open to a reasonable decision maker”; or
- “a decision so outrageous in its defiance of logic or accepted moral standards that no sensible person who had applied his mind to the question could have arrived at it”.

## What if my Infant Class Size Appeal is unsuccessful?

The appeal panel's decision is legally binding on both yourselves as the appellant and the admission authority. It is not possible to have another appeal for the same school within the same academic year, unless there has been a significant change in your circumstances.

Your options will be either to accept the school place that has been offered to you, or alternatively submit a new application for another school.

# Home to school transport

## Who is responsible for home to school transport?

Generally, as a parent, you are responsible for your child's journey to and from school. If you express a preference for your child to attend a school that is **not** the catchment school or the school designated\* by the local authority, **you will be responsible for making arrangements for your child's journey to and from school and for meeting any costs involved.**

## Does my child qualify for free home to school transport?

Cambridgeshire County Council will provide free transport if:

- your child lives within an area where Cambridgeshire is the Local Authority; and
- they are registered at the school designated\* by the Local Authority; and this is not within walking distances (2 miles for primary aged children)
- measured by the shortest available walking route; and
- the journey from home to school can be achieved within 45 minutes.

*\*a designated school is either the catchment school for your home address or the nearest appropriate school, as determined by the Local Authority's Home to School Transport policy.*

### Social & Education Transport Team (SETT)

✉ Box SH1013  
Shire Hall  
Castle Hill  
Cambridgeshire  
CB3 0AP

☎ 0345 0455208

@ [edtransport@cambridgeshire.gov.uk](mailto:edtransport@cambridgeshire.gov.uk)

🌐 [www.cambridgeshire.gov.uk/education/transport](http://www.cambridgeshire.gov.uk/education/transport)

## How is the transport distance from my home to the school / college measured?

Distances for determining eligibility for home to school transport are measured by the shortest available walking route from the reference point of the home address, as determined by the National Land and Property Gazetteer (NLPG) or OS addressBase Premium™ after October 2014.

## What if I choose a school for my child other than the school designated by the local authority?

You must make arrangement for your child's journey to and from school and meet any costs involved.

## What if my child has a Statement of Special Education Needs?

They will be entitled to free transport if it is appropriate to his/her needs and if without it he/she would be unable to receive the educational provision specified in their statement.

If their needs do not require attendance at a particular school, you will be responsible for the cost of any transport involved in getting your child to and from school, unless the child attends their designated school and this is beyond the stipulated walking distance from their home.

## Where can I find further information about Home to School Transport?

For further information regarding your child's entitlement to home to school transport please visit;

[www.cambridgeshire.gov.uk/education/transport](http://www.cambridgeshire.gov.uk/education/transport)



# Where can I get further information?

The Admissions Team are available to provide parents with factual information regarding the school admission and school admission appeals process. Their role is not, however, to advise parents on their applications or with the preparation / content of appeal cases.

From September 2014, all local authorities must publish a local offer. The local offer brings together information from education, health and social care about the provision that it is available for children and young people aged 0 - 25 with special educational needs and disabilities (SEND) and their families. Cambridgeshire's local offer is available on [www.cambridgeshire.gov.uk/send](http://www.cambridgeshire.gov.uk/send)

Mainstream schools and academies must also publish information about SEND in their school and an annual information report outlining how they support children with SEND. This information will be published on individual school websites.

Cambridgeshire County Council does offer a Transition Information Advice service. This service is available to provide parents with independent advice regarding:

- The admission and transfer process
- Information about schools
- School admission policies and criteria
- Travel issues
- The appeals process

## Parents' School Preference Adviser

☎ 01223 699194  
@ [choosingaschool@cambridgeshire.gov.uk](mailto:choosingaschool@cambridgeshire.gov.uk)



Further independent information and advice is also available from the **Advisory Centre for Education (ACE)**. ACE is a national charity that provides advice and information to parents and carers on a wide range of school-based issues including exclusion, admissions, special education needs, bullying and attendance.

## Advisory Centre for Education

☎ 0300 0115 142 ☎ [www.ace-ed.org.uk](http://www.ace-ed.org.uk)

# Cambridgeshire School Directory

Every maintained primary school in Cambridgeshire is listed within the school directory. The schools are ordered alphabetically within each of the county's five main geographical areas;

- Cambridge City
- East Cambridgeshire
- Fenland
- Huntingdonshire
- South Cambridgeshire

Each entry includes information to help you with your application.

## School Details

The entry for each school gives the contact details including:

- **the school's address and telephone number;**
- **the school's code**, which can be used for searching for a particular school when using our online facility;
- **the school's age range;**
- **school type**, which tells you what status the school holds;
- **the number of children on roll**, which shows the number of children attending the school in January 2015;
- **the Published Admission Number (PAN)**, which shows the total number of children that can be admitted to the school in September 2016;
- **the religious denomination** if applicable.

If additional information, such as a Supplementary Information Form (SIF) or other religious confirmation, is required it will be clearly stated in this section.

## Previous year's allocation information

This information is designed to help you see how likely it is that your child will be offered a place at your preferred school. The information within this table was correct as of the allocation date of 16 April 2015 and tells you:

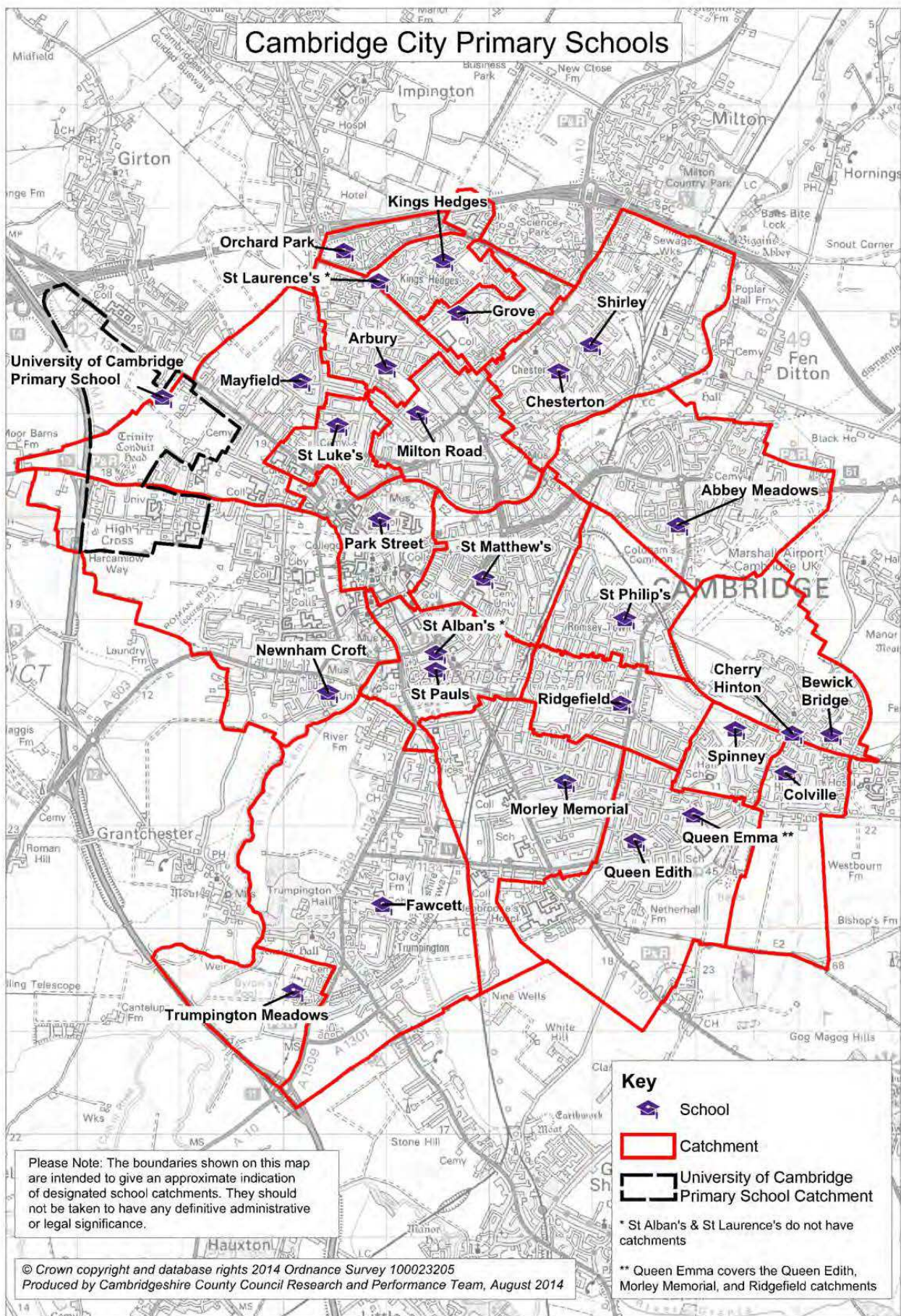
- the number of preferences received;
- the number of places allocated;
- the criterion allocated up to; and
- the number of appeals heard.

## Summary of oversubscription criteria for voluntary aided and foundation schools

The information in this directory is just a summary of a school's admission arrangements. In order to view the full admissions policy for a school please refer to our website at:

[www.cambridgeshire.gov.uk/admissions](http://www.cambridgeshire.gov.uk/admissions) or, alternatively, contact the school directly.





# Oversubscription Criteria for Community and Voluntary Controlled schools

## Oversubscription Criteria:

Children who have a statement of special educational needs that names the school will be admitted.

NB. Those children with a statement of special educational needs that does not name the school will be referred to STAR Team to determine an appropriate place.

1. Children in Care, also known as Looked After Children (LAC), and children who were looked after but ceased to be so by reason of adoption, a resident order or special guardianship order;
2. Children living in the catchment area with a sibling at the school at the time of admission;
3. Children living in the catchment area;
4. Children living outside the catchment area who have a sibling at the school at the time of admission;
5. Children living outside the catchment area who have been unable to gain a place at their catchment area school because of oversubscription;
6. Children who live outside the catchment area, but nearest the school as measured by a straight line.

In cases of equal merit in each set of criteria, priority will go to children living nearest the school as measured by a straight line. Please refer to the Glossary of Terms on page 138 for further information.

## Abbey Meadows Primary School

Galfrid Road, Cambridge, CB5 8ND

☎ 01223 508611

School Code	2450		1 <sup>st</sup>	2 <sup>nd</sup>	3 <sup>rd</sup>
School Type	Community	No. of Preferences received	49	17	9
Age Range	4 – 11	No. of places allocated	90		
PAN	90	Criterion allocated to	6		
No. on roll	491	No. of appeals heard	0		

**Catchment area:** See street listings on pages 43-56

**Oversubscription Criteria:** Please see above.

## Arbury Primary School

Carlton Way, Cambridge, CB4 2DE

☎ 01223 359568

School Code	2118		1 <sup>st</sup>	2 <sup>nd</sup>	3 <sup>rd</sup>
School Type	Community	No. of Preferences received	53	43	35
Age Range	4 – 11	No. of places allocated	60		
PAN	60	Criterion allocated to	6		
No. on roll	405	No. of appeals heard	0		

**Catchment area:** See street listings on pages 43-56

**Oversubscription Criteria:** Please see above.

## Bewick Bridge Primary School

(formerly Cherry Hinton Community Junior School)

Fulbourn Old Drift, Cherry Hinton, Cambridge, CB1 9ND

☎ 01223 508772

School Code	2312		1 <sup>st</sup>	2 <sup>nd</sup>	3 <sup>rd</sup>
School Type	Community	No. of Preferences received	33	20	11
Age Range	4 – 11*	No. of places allocated	41		
PAN	60	Criterion allocated to	6		
No. on roll	264	No. of appeals heard	0		

\*From September 2011 the school began its transition to in to an all-through primary school for pupils from 4 to 11 years. These arrangements will be completed by 2017/18.

**Catchment area:** See street listings on pages 43-56

**Oversubscription Criteria:** Please see page 28.

## The Cherry Hinton C of E Primary School

(formerly Cherry Hinton C of E Infant School)

High Street, Cherry Hinton, Cambridge, CB1 9HH

☎ 01223 568834

School Code	3050		1 <sup>st</sup>	2 <sup>nd</sup>	3 <sup>rd</sup>
School Type	Voluntary Controlled	No. of Preferences received	18	17	15
Age Range	3-11*	No. of places allocated	30		
PAN	30	Criterion allocated to	6		
No. on roll	217	No. of appeals heard	0		

\*From September 2011 the school began its transition into an all-through primary school for pupils from 4 to 11 years. These arrangements completed in 2014/15.

**Catchment area:** See street listings on pages 43-56

**Oversubscription Criteria:** Please see page 28.

## Chesterton Primary School

Green End Road, Cambridge, CB4 1RW

☎ 01223 728392

School Code	2013		1 <sup>st</sup>	2 <sup>nd</sup>	3 <sup>rd</sup>
School Type	Academy	No. of Preferences received	28	31	17
Age Range	4-5	No. of places allocated	30		
PAN	30	Criterion allocated to	6		
No. on roll	54	No. of appeals heard	0		

Chesterton Primary School opened in September 2013 and took its first pupils into Reception Year only in September 2013. The new primary school occupies the former lower school site of the Shirley Community Nursery and Primary School in Green End Road, East Chesterton, Cambridge. The site was vacated in July 2011.

**Catchment area:** See street listings on pages 43-56

**Oversubscription Criteria:** Please see overleaf

Children who have a statement of special educational needs that names the school will be admitted.

NB. Those children with a statement of special educational needs that does not name the school will be referred to STAR Team to determine an appropriate place.



## Chesterton Primary School

Continue

1. Children in Care, also known as Looked After Children (LAC), and children who were looked after but ceased to be so by reason of adoption, a resident order or special guardianship order;
2. Children living in the catchment area with a sibling at the school at the time of admission;
3. Children living in the catchment area;
4. Children living outside the catchment area who have a sibling at the school at the time of admission;
5. Children living outside the catchment area who have been unable to gain a place at their catchment school because of oversubscription;
6. Children who live outside the catchment area, but nearest the school as measured by a straight line.

In cases of equal merit in each set of criteria, priority will go to children living nearest the school as measured by a straight line. Please refer to the Glossary of Terms on page 138 for further information.

## Colville Primary School

☎ 01223 576246

Colville Road, Cherry Hinton, Cambridge, CB1 9EJ

School Code	2119		1 <sup>st</sup>	2 <sup>nd</sup>	3 <sup>rd</sup>
School Type	Community	No. of Preferences received	22	4	14
Age Range	3 – 11	No. of places allocated	30		
PAN	30	Criterion allocated to	6		
No. on roll	319	No. of appeals heard	0		

Catchment area: See street listings on pages 43-56

Oversubscription Criteria: Please see page 28.

## The Fawcett Federation Group:

☎ 01223 840258

### Fawcett Primary School

Alpha Terrace, Trumpington, Cambridge, CB2 9FS

School Code	2336		1 <sup>st</sup>	2 <sup>nd</sup>	3 <sup>rd</sup>
School Type	Foundation	Number of Preferences received	39	21	10
Age Range	3 – 11	Number of places allocated	43		
PAN	60	Criterion allocated to	6		
No. on roll	270	Number of appeals heard	0		

Catchment area: See street listings on pages 43-56

#### Oversubscription Criteria:

Children who have a statement of special educational needs that names the school will be admitted.

NB. Those children with a statement of special educational needs that does not name the school will be referred to STAR Team to determine an appropriate place.

1. Children in Care, also Looked After Children (LAC), and children who were looked after but ceased to be so by reason of adoption, a resident order or special guardianship order;
2. Children living in the catchment area with a sibling at the school at the time of admission;
3. Children living in the catchment area;
4. Children living outside the catchment area who have a sibling at the school at the time of admission;
5. Children living outside the catchment area who have been unable to gain a place at their catchment school because of oversubscription;
6. Children who live outside the catchment area, but nearest the school as measured by a straight line.

In cases of equal merit in each set of criteria, priority will go to children living nearest the school as measured by a straight line. Please refer to the Glossary of Terms on page 138 for further information.

## The Grove Primary School

☎ 01223 577017

Campkin Road, Cambridge, CB4 2NB

School Code	2123		1 <sup>st</sup>	2 <sup>nd</sup>	3 <sup>rd</sup>
School Type	Community	Number of Preferences received	22	32	26
Age Range	4 – 11	Number of places allocated	31		
PAN	60	Criterion allocated to	6		
No. on roll	271	Number of appeals heard	0		

**Catchment area:** See street listings on pages 43-56

**Oversubscription Criteria:** Please see page 28.

## King's Hedges Educational Federation:

☎ 01223 518330

### King's Hedges Primary School

Northfield Avenue, Cambridge, CB4 2HU

School Code	2446		1 <sup>st</sup>	2 <sup>nd</sup>	3 <sup>rd</sup>
School Type	Community	No. of Preferences received	70	26	15
Age Range	4 – 11	No. of places allocated	76		
PAN	60*	Criterion allocated to	6		
No. on roll	391	No. of appeals heard	0		

\* For September 2015 Reception entry an extra 30 places were created to meet local need.

**Catchment area:** See street listings on pages 43-56

**Oversubscription Criteria:** Please see page 28.

## Mayfield Primary School

☎ 01223 712127

Warwick Road, Cambridge, CB4 3HN

School Code	2121		1 <sup>st</sup>	2 <sup>nd</sup>	3 <sup>rd</sup>
School Type	Community	No. of Preferences received	38	40	50
Age Range	4 – 11	No places allocated	46		
PAN	60	Criterion allocated to	6		
No. on roll	386	No. of appeals heard	0		

**Catchment area:** See street listings on pages 43-56

**Oversubscription Criteria:** Please see page 28.

## Milton Road Primary School

☎ 01223 712333

Ascham Road, Cambridge, CB4 2BD

School Code	3386		1 <sup>st</sup>	2 <sup>nd</sup>	3 <sup>rd</sup>
School Type	Community	No. of Preferences received	80	57	47
Age Range	4 – 11	Number of places allocated	60		
PAN	60	Criterion allocated to	3		
No. on roll	442	No. of appeals heard	0		

**Catchment area:** See street listings on pages 43-56

**Oversubscription Criteria:** Please see page 28.

## Morley Memorial Primary School

91 Blinco Grove, Cambridge, CB1 7TX

☎ 01223 508786

School Code	2107		1 <sup>st</sup>	2 <sup>nd</sup>	3rd
School Type	Community	No. of Preferences received	60	34	48
Age Range	4 – 11	Number of places allocated	60		
PAN	60	Criterion allocated to	5		
No. on roll	409	No. of appeals heard	0		

**Catchment area:** See street listings on pages 43-56. This school's catchment area is also served by Queen Emma Primary School

**Oversubscription Criteria:** Please see page 28.

## Newnham Croft Primary School

Chedworth Street, Cambridge, CB3 9JF

☎ 01223 508737

School Code	2109		1 <sup>st</sup>	2 <sup>nd</sup>	3rd
School Type	Community	No. of Preferences received	34	21	17
Age Range	4 – 11	No. of places allocated	34		
PAN	34	Criterion allocated to	6		
No. on roll	234	No. of appeals heard	0		

**Catchment area:** See street listings on pages 43-56

**Oversubscription Criteria:** Please see page 28.

## Orchard Park Primary School

Ring Fort Road, Orchard Park, Cambridge, CB4 2GR

☎ 01223 438200

School Code	3390		1 <sup>st</sup>	2 <sup>nd</sup>	3rd
School Type	Community	No. of Preferences received	37	33	16
Age Range	4 – 11	No. of places allocated	30		
PAN	30	Criterion allocated to	4		
No. on roll	199	No. of appeals heard	3		

**Catchment area:** See street listings on pages 43-56

**Oversubscription Criteria:** Please see page 28.



## Park Street C of E Primary School

☎ 01223 576922

Lower Park Street, Cambridge, CB5 8AR

School Code	3350		1 <sup>st</sup>	2 <sup>nd</sup>	3 <sup>rd</sup>
School Type	Voluntary Aided	No. of Preferences received	11	46	30
Age Range	4 – 11	No. of places allocated	18		
PAN	18	Criterion allocated to	OC E		
No. on roll	116	No. of appeals heard	0		

**Catchment area:** See street listings on pages 43-56

### Oversubscription Criteria:

Children who have a statement of special educational needs that names the school will be admitted.

NB. Those children with a statement of special educational needs that does not name the school will be referred to STAR Team to determine an appropriate place.

- Children who are in Care, also known as Looked After Children (LAC), and children who were looked after but ceased to be so by reason of adoption, a resident order or special guardianship order;
- Children whose home address<sup>1</sup> is in catchment.
- If Reception is oversubscribed from catchment, priority will go to children in catchment:
- who have siblings<sup>2</sup> already at Park Street;
- whose parents/carers wish them to attend Park Street as a Church of England school because of their own religious practice and the school is their nearest Church of England school. **Such parents must send with their application a letter from their minister of religion (who should normally be the minister in charge of their parish) confirming that they are either practising members of the Church of England or practising members of another Christian denomination.**
- who live nearest the school as measured by the shortest straight line distance as defined by the Local Authority.

If Reception is undersubscribed from catchment, places will then be offered to children from elsewhere in accordance with criteria (c) to (e) above, in that order of priority.

**In cases of equal merit in each set of criteria, priority will go to children living nearest the school as measured by a straight line. Please refer to the Glossary of Terms on page 138 for further information**

<sup>1</sup>The home address is defined as the address of the adult with parental responsibility and with whom the child normally lives and which applies at the time of application. A future address will be accepted only if the move to it is intended to take place within six teaching weeks of the application and upon confirmation of tenancy or exchange of contracts. For further details, please see the full definition in the Authority's guide for parents.

<sup>2</sup>A sibling is defined as another child of compulsory school age living in the same family home.

## Queen Edith Primary School

Godwin Way, Cambridge, CB1 8QP

☎ 01223 712200

<b>School Code</b>	<b>2333</b>		<b>1<sup>st</sup></b>	<b>2<sup>nd</sup></b>	<b>3<sup>rd</sup></b>
<b>School Type</b>	<b>Foundation federation with Queen Emma Primary School</b>	<b>No. of Preferences received</b>	<b>65</b>	<b>47</b>	<b>37</b>
<b>Age Range</b>	<b>3 – 11</b>	<b>No. of places allocated</b>	<b>60</b>		
<b>PAN</b>	<b>60</b>	<b>Criterion allocated to</b>	<b>6</b>		
<b>No. on roll</b>	<b>470</b>	<b>No. of appeals heard</b>	<b>3</b>		

**Catchment area:** See street listings on pages 43-56. This school's catchment area is also served by Queen Emma Primary School.

### Oversubscription Criteria:

Children who have a statement of special educational needs that names the school will be admitted.

NB. Those children with a statement of special educational needs that does not name the school will be referred to STAR Team to determine an appropriate place.

1. Children in Care, also Looked After Children (LAC), and children who were looked after but ceased to be so by reason of adoption, a resident order or special guardianship order;
2. Children living in the catchment area with a sibling at the school at the time of admission;
3. Children living in the catchment area;
4. Children living outside the catchment area who have a sibling at the school at the time of admission;
5. Children living outside the catchment area who have been unable to gain a place at their catchment school because of oversubscription;
6. Children who live outside the catchment area, but nearest the school as measured by a straight line.

**In cases of equal merit in each set of criteria, priority will go to children living nearest the school as measured by a straight line. Please refer to the Glossary of Terms on page 138 for further information**

## Queen Emma Primary School

Gunhild Way, Cambridge, CB1 8QY

☎ 01223 714300

<b>School Code</b>	<b>3946</b>		<b>1<sup>st</sup></b>	<b>2<sup>nd</sup></b>	<b>3<sup>rd</sup></b>
<b>School Type</b>	<b>Foundation, in federation with Queen Edith Primary School</b>	<b>No. of Preferences received</b>	<b>40</b>	<b>90</b>	<b>49</b>
<b>Age Range</b>	<b>4 – 11 *</b>	<b>No. of places allocated</b>	<b>59</b>		
<b>PAN</b>	<b>60</b>	<b>Criterion allocated to</b>	<b>6</b>		
<b>No. on roll</b>	<b>224</b>	<b>No. of appeals heard</b>	<b>2</b>		

\* As a new school in September 2011 admissions were made to Reception Year only. In 2015, applications will be considered for admission to Reception Year & Years 1, 2, 3 and 4.

**Catchment area:** This school's catchment area encompasses the catchment areas of Morley Memorial, Queen Edith and Ridgefield Primary Schools. See street listings on pages 43-56 for further information.

### Oversubscription Criteria:

Children who have a statement of special educational needs that names the school will be admitted.

NB. Those children with a statement of special educational needs that does not name the school will be referred to STAR Team to determine an appropriate place.

1. Children in Care, also Looked After Children (LAC), and children who were looked after but ceased to be so by reason of adoption, a resident order or special guardianship order;
2. Children living in the catchment area with a sibling at the school at the time of admission;
3. Children living in the catchment area;
4. Children living outside the catchment area who have a sibling at the school at the time of admission;
5. Children living outside the catchment area who have been unable to gain a place at their catchment school because of oversubscription;
6. Children who live outside the catchment area, but nearest the school as measured by a straight line.

**In cases of equal merit in each set of criteria, priority will go to children living nearest the school as measured by a straight line. Please refer to the Glossary of Terms on page 138 for further information**

## Ridgefield Primary School

Radegund Road, Cambridge, CB1 3RJ

☎ 01223 712418

School Code	2453		1 <sup>st</sup>	2 <sup>nd</sup>	3 <sup>rd</sup>
School Type	Foundation with Trust	No. of Preferences received	43	24	33
Age Range	3 – 11	No. of places allocated	30		
PAN	30	Criterion allocated to	3		
No. on roll	248	No. of appeals heard	8		

**Catchment area:** See street listings on pages 43-56. This school's catchment area is also served by Queen Emma Primary School

### Oversubscription Criteria:

Children who have a statement of special educational needs that names the school will be admitted.

NB. Those children with a statement of special educational needs that does not name the school will be referred to STAR Team to determine an appropriate place.

1. Children in Care, also Looked After Children (LAC), and children who were looked after but ceased to
2. be so by reason of adoption, a resident order or special guardianship order;
3. Children with a sibling at the school at the time of admission and who live in the catchment area;
4. Children living in the catchment area;
5. Children living outside the catchment area who have a sibling at the school at the time of admission;
6. Children living outside the catchment area who have been unable to gain a place at their catchment area school because of oversubscription;
7. Children living outside the catchment area, but nearest the school as measured by a straight line.

In cases of equal merit in each set of criteria, priority will go to children living nearest the school as measured by a straight line. Please refer to the Glossary of Terms on page 138 for further information

## Shirley Nursery and Primary School

Nuffield Road, Chesterton, CB4 1TF

☎ 01223 712252

School Code	2115		1 <sup>st</sup>	2 <sup>nd</sup>	3 <sup>rd</sup>
School Type	Community	No. of Preferences received	51	26	12
Age Range	4 – 11	No. of places allocated	59		
PAN	60	Criterion allocated to	6		
No. on roll	442	No. of appeals heard	0		

**Catchment area:** See street listings on pages 43-56

**Oversubscription Criteria:** Please see page 28.

## The Spinney Primary School

Hayster Drive, Cherry Hinton, Cambridge, CB1 9PB

☎ 01223 568836

School Code	2335		1 <sup>st</sup>	2 <sup>nd</sup>	3 <sup>rd</sup>
School Type	Community	No. of Preferences received	53	36	30
Age Range	4 – 11	No. of places allocated	30		
PAN	30	Criterion allocated to	5		
No. on roll	207	No. of appeals heard	0		

**Catchment area:** See street listings on pages 43-56

**Oversubscription Criteria:** Please see page 28.

## St Alban's RC Primary School

Lensfield Road, Cambridge, CB2 1EN

☎ 01223 712148

School Code	3360		1 <sup>st</sup>	2 <sup>nd</sup>	3 <sup>rd</sup>
School Type	Voluntary Aided	No. of Preferences received	35	28	20
Age Range	4 – 11	No. of places allocated	30		
PAN	30	Criterion allocated to	8		
No. on roll	210	No. of appeals heard	1		

**Catchment area:** This school does not have a geographical catchment area.

**NB. All religious applicants must also complete a Supplementary Information Form and provide evidence of baptism, such as a certificate of baptism, which must both be returned to the school.**

### **Oversubscription Criteria:**

Children who have a statement of special educational needs that names the school will be admitted.

NB. Those children with a statement of special educational needs that does not name the school will be referred to STAR Team to determine an appropriate place.

1. 'Looked after' children from Catholic families and all baptised Catholic children who are 'looked after', and baptised Catholic children who were looked after but ceased to be so by reason of adoption, a resident order or special guardianship order;
2. Baptised Catholic children, (at the time of application), with siblings in attendance at the time of admission.
3. Baptised Catholic children, (at the time of application), of parents living in the parishes of Our Lady and the English Martyrs, Our Lady of Lourdes and St Philip Howard.
4. Other Catholic children, at the time of application.
5. Other 'looked after' children, or previously 'looked after' children;
6. Siblings of children in attendance at the time of admission not included under Criterion 2.
7. Christians of other denominations and children of other faiths whose parents are in sympathy with the aims and ethos of the school and whose application is supported by a letter from a minister of religion.
8. Any other applicants.

**In cases of equal merit in each set of criteria, priority will go to children living nearest the school as measured by a straight line. Please refer to the Glossary of Terms on page 138 for further information**

**'Looked after child'** has the same meaning as in section 22 of the Children Act 1989 and means any child in the care of a local authority or provided with accommodation by them (e.g. children with foster parents)

**'Catholic'** means a member of a Church in communion with the See of Rome. This includes the Eastern Catholic Churches. This will normally be evidenced by a certificate of baptism in a Catholic Church or a certificate of reception into the full communion of the Catholic Church.

**'Sibling'** means a child living in the same home

**'Home address'** this is defined as the address of the adult with parental responsibility with whom the child normally lives and which applies at the time of application. Future addresses will only be accepted if the move is intended to take place within 6 weeks of the application and on confirmation of tenancy or exchange of contracts with confirmation of completion date. Further details can be obtained from the Local Authority's Admissions booklet for parents.

School Code	3366		1 <sup>st</sup>	2 <sup>nd</sup>	3 <sup>rd</sup>
School Type	Voluntary Aided	No. of Preferences received	38	32	24
Age Range	4 – 11	No of places allocated	3iv		
PAN	45	Criterion allocated to	43		
No. on roll	262	No. of appeals heard	0		

**Catchment area:** This school does not have a geographical catchment area.

## Oversubscription Criteria:

Children who have a statement of special educational needs that names the school will be admitted.

NB. Those children with a statement of special educational needs that does not name the school will be referred to STAR Team to determine an appropriate place.

### 1. CATHOLIC CHILDREN

- (i) Baptised Catholic “Looked After Children”, and baptised Catholic children who were “looked after” but ceased to be so by reason of adoption, a resident order or special guardianship order;
- (ii) Baptised siblings of children, in the school at the time of admission, of practising Catholic parent(s) within the Catholic Parish of St. Laurence, Cambridge. **The Governors will require from the parish priest evidence of the child’s baptism and the family’s \*regular attendance at Sunday Mass.**
- (iii) Baptised children of practising Catholic parent(s) within the Catholic Parish of St. Laurence, Cambridge. **The Governors will require from the parish priest evidence of the child’s baptism and the family’s \*regular attendance at Sunday Mass.**
- (iv) Baptised siblings of practising Catholic parent(s) living outside the boundaries of the parish of St. Laurence, Cambridge. Priority will be given to those living closest to the school. Where a tie-break situation occurs, distance will be measured by a straight line drawn on an Ordinance Survey map between home and school. **The Governors will also require from the parish priest evidence of the child’s baptism and the family’s \*regular attendance at Sunday Mass.**
- (v) Baptised children of practising Catholic parent(s) living outside the boundaries of the parish of St. Laurence, Cambridge. Priority will be given to those living closest to the school. Where a tie-break situation occurs, distance will be measured by a straight line drawn on an Ordinance Survey map between home and school. **The Governors will require from the parish priest evidence of the child’s baptism and the family’s \*regular attendance at Sunday Mass.**
- (vi) Other baptised children of Catholic parent(s).

\* the term “regular” refers to attendance of at least once a month

### 2. CHILDREN OF OTHER CHRISTIAN DENOMINATIONS (NON-CATHOLICS)

- (i) All other Children in Care, also known as “Looked After Children” (LAC) and children who were “Looked after” but ceased to be so by reason of adoption, a resident order or special guardianship order
- (ii) Baptised children with a sibling attending the school at the time of admission and whose parents \*regularly attend a Christian church. **The Governors will require evidence of baptism and Church membership or attendance.**
- (iii) Other siblings who are not baptised but from a Christian family
- (iv) Children whose parent(s) are members of another Christian Denomination and are \*regular worshippers. **The Governors will require evidence that parents attend the church of commitment.**
- (v) Other children of Christian parent(s).

\* the term “regular” refers to attendance of at least once a month

### 3. OTHER CHILDREN AND CHILDREN OF OTHER FAITH TRADITIONS

- (i) Siblings of children presently attending who are of a Non- Christian Faith tradition
- (ii) Other siblings
- (iii) Children from families of other faith traditions who request a Christian environment and education
- (iv) Other applicants who make St. Laurence School their choice

**All religious applicants must also complete a Supplementary Information Form and provide evidence of baptism, such as a certificate of baptism, which must both be returned to the school.**

**When oversubscription exists, the above categories will be taken into consideration to prioritise a waiting list. In cases of equal merit, after the above categories are considered, priority will go to children living nearest the school. Please refer to the Glossary of Terms on page 138 for further information.**

## St Luke's C of E Primary School

French's Road, Cambridge, CB4 3JZ

☎ 01223 566879

School Code	3352		1 <sup>st</sup>	2 <sup>nd</sup>	3 <sup>rd</sup>
School Type	Voluntary Aided	No. of Preferences received	38	23	24
Age Range	4 – 11	No. of places allocated	30		
PAN	30	Criterion allocated to	8		
No. on roll	196	No. of appeals heard	1		

**Catchment area:** See street listings on pages 43-56

**NB. All parents wishing to apply under the school's religious criteria must also provide a letter from their parish priest, minister or religious leader confirming the family is known and involved in the life of the church or worshipping community.**

### Oversubscription Criteria:

Children who have a statement of special educational needs that names the school will be admitted.

NB. Those children with a statement of special educational needs that does not name the school will be referred to STAR Team to determine an appropriate place.

1. Children in Care, also Looked After Children (LAC), and children who were looked after but ceased to be so by reason of adoption, a resident order or special guardianship order;
2. Children living in the catchment area with a sibling at the school at the time of admission;
3. Children living in the catchment area;
4. Children living outside the catchment area who have a sibling at the school at the time of admission;
5. Children who live in the ecclesiastical Parish of the Ascension, Cambridge;
6. Children of regular worshippers of a Christian church;
7. Children of regular worshippers of other World Faiths;
8. Children living outside the catchment area, but nearest the school according to the shortest safe walking route from their home to the school site.

**In cases of equal merit in each set of criteria, priority will go to children living nearest the school as measured by a straight line. Please refer to the Glossary of Terms on page 138 for further information.**

## St Matthew's Primary School

19 Norfolk Street, Cambridge, CB1 2LD

☎ 01223 568838

School Code	2317		1 <sup>st</sup>	2 <sup>nd</sup>	3 <sup>rd</sup>
School Type	Community	No. of Preferences received	130	72	39
Age Range	3 – 11	No. of places allocated	90		
PAN	90	Criterion allocated to	4		
No. on roll	587	No. of appeals heard	3		

**Catchment area:** See street listings on pages 43-56

**Oversubscription Criteria:** Please see page 28.

# St Paul's C of E Primary School

Coronation Street, Cambridge, CB2 1HJ

☎ 01223 568840

School Code	3356		1 <sup>st</sup>	2 <sup>nd</sup>	3 <sup>rd</sup>
School Type	Voluntary Aided	Number of Preferences received	26	35	31
Age Range	4 – 11	Number of places allocated	30		
PAN	30	Criterion allocated to	8		
No. on roll	202	Number of appeals heard	0		

**Catchment area:** See street listings on pages 43-56

## Oversubscription Criteria:

Children who have a statement of special educational needs that names the school will be admitted.

NB. Those children with a statement of special educational needs that does not name the school will be referred to STAR Team to determine an appropriate place.

1. Children in care: those who are a 'looked after child', or a child who was previously looked after but immediately after being looked after became subject to an adoption, resident, or special guardianship order.
2. Children normally living in the catchment area, who have a sibling attending St Paul's at the time of admission.
3. Children normally living in the catchment area. Places will be offered in this category until either a total of 27 places have been taken by children with statements of Special Educational Need or in accordance with criteria 1 to 3 or else all applicants in this category have received an offer.
4. Children applying for a Church place. **(NB: A Supplementary Information Form must be submitted)**

Up to three Church places will be offered to children of families who specifically wish their children to be educated at a Church of England school. Parents applying on religious grounds **must also submit a St Paul's Supplementary Information Form. All Church place applications with a completed Supplementary Information Form (SIF) submitted by the National Closing Date in January will be given priority over those SIFs submitted later.**

These places will be prioritised in following order:

- (i) at the heart of their church;
- (ii) attached to their church;
- (iii) known to their church.

Within each of these categories applicants will be prioritised as follows:

- (a) St Paul's Church; the Parish Church;
- (b) St Barnabas' Church; the daughter church of St Paul's and also within the school catchment area.
- (c) other Church of England Churches.
- (d) other Christian Churches.

5. Other children normally living in the catchment area (and not included in 3)
6. Children not living within the catchment area who already have a sibling at St Paul's at the time of admission.
7. Children applying for a Church place (and not already offered a place in 4).
8. Any remaining applicants.

**Where there is a need to prioritise within a category, children living nearest to the school, by the shortest straight line distance will be given priority. Please refer to the Glossary of Terms on page 138 for further information**

# St Philip's C of E Primary School

☎ 01223 508707

2 Vinery Way, Cambridge, CB1 3DR

School Code	3358		1 <sup>st</sup>	2 <sup>nd</sup>	3 <sup>rd</sup>
School Type	Voluntary Aided	No. of Preferences received	52	33	23
Age Range	4 – 11	No. of places allocated	45		
PAN	45	Criterion allocated to	5		
No. on roll	345	No. of appeals heard	4		

**Catchment area:** See street listings on pages 43-56

## Oversubscription Criteria:

Children who have a statement of special educational needs that names the school will be admitted.

NB. Those children with a statement of special educational needs that does not name the school will be referred to STAR Team to determine an appropriate place.

- 1 Children in public care, known as “Looked after children” (LAC), and children who were looked after but ceased to be so by reason of adoption, a resident order or special guardianship order.
- 2 Children normally living in the catchment area who have siblings attending St Philip's at the time of admission.
- 3 Children normally living in the catchment area. Places will be offered in this category until a total of 41 places have been taken by children with Statements of SEN, or in accordance with criteria 1-3, or when all applicants in this category have received an offer.
- 4 Children applying for a Church place.

### **(NB: A Supplementary Information Form must be submitted)**

Up to four Church places will be offered to children of families who specifically wish their children to be educated at a Church of England school. **Parents applying on religious grounds must also submit a St Philip's Supplementary Information Form** which is available from the school.

These places will be prioritised in the following order:

- (a) Families at the heart of their church.
- (b) Families attached to their church.
- (c) Families known to their church.

Within each of these categories applicants will be prioritised as follows:

- (i) Families linked to St Philip's Church; the Parish Church.
- (ii) Families linked to other Church of England Churches.
- (iii) Families linked to other Christian Churches.

5. Other children normally living in the catchment area (and not included in 3).
6. Children not living in the catchment area who have a sibling at the school at the time of admission.
7. Children applying for a Church place (who were not offered a place under criterion 4).
8. Any remaining applicants.

**Where there is a need to prioritise within a category, children living nearest to the school, by the shortest straight line distance will be given priority. Please refer to the Glossary of Terms on page 138 for further information.**



## The Fawcett Federation Group: Trumpington Meadows Primary School

Hauxton Road, Cambridge, CB2 9FT

☎ 01223 840299

<b>School Code</b>	<b>2000</b>		<b>1<sup>st</sup></b>	<b>2<sup>nd</sup></b>	<b>3<sup>rd</sup></b>
<b>School Type</b>	<b>Foundation, in federation with Fawcett Primary School</b>	<b>No. of Preferences received</b>	<b>26</b>	<b>18</b>	<b>7</b>
<b>Age Range</b>	<b>4 – 11</b>	<b>No. of places allocated</b>	<b>26</b>		
<b>PAN</b>	<b>60</b>	<b>Criterion allocated to</b>	<b>6</b>		
<b>No. on roll</b>	<b>164</b>	<b>No. of appeals heard</b>	<b>0</b>		

**Catchment area:** A new school to serve the new developments in, and around, Trumpington. See street listings on pages 43-56

### Oversubscription Criteria:

Children who have a statement of special educational needs that names the school will be admitted. NB. Those children with a statement of special educational needs that does not name the school will be referred to STAR Team to determine an appropriate place.

1. Children in Care, also Looked After Children (LAC), and children who were looked after but ceased to be so by reason of adoption, a resident order or special guardianship order;
2. Children living in the catchment area with a sibling at the school at the time of admission;
3. Children living in the catchment area;
4. Children living outside the catchment area who have a sibling at the school at the time of admission;
5. Children living outside the catchment area who have been unable to gain a place at their catchment school because of oversubscription;
6. Children who live outside the catchment area, but nearest the school as measured by a straight line.

In cases of equal merit in each set of criteria, priority will go to children living nearest the school as measured by a straight line. Please refer to the Glossary of Terms on page 138 for further information

## The University of Cambridge Primary School

**Contact Address:** Eddington Avenue, Cambridge CB3 0QZ

☎ 01223 792440

<b>School Code</b>	<b>2034</b>		<b>1<sup>st</sup></b>	<b>2<sup>nd</sup></b>	<b>3<sup>rd</sup></b>
<b>School Type</b>	<b>Academy</b>	<b>No. of Preferences received</b>	<b>69</b>	<b>47</b>	<b>25</b>
<b>Age Range</b>	<b>4-7</b>	<b>No. of places allocated</b>	<b>60</b>		
<b>PAN</b>	<b>60</b>	<b>Criterion allocated to</b>	<b>7</b>		
<b>No. on roll</b>	<b>N/A</b>	<b>No. of appeals heard</b>	<b>1</b>		

When the school is fully enrolled it will offer three forms of entry and will also provide a 78-place nursery. The school opened in September 2015 to children in Reception, Year One and Year Two. All admissions will be managed by Cambridgeshire County Council on behalf of the Trust, UTS Cambridge.

### Published Admission numbers Sept 2015

The school admitted 60 children for entry in Reception, 20 in Year One and 20 in Year Two for admission in September 2015.

The school will admit pupils across all year groups Reception to Year Six from September 2016. Where fewer applicants than the published admission number for the relevant year group are received, the University of Cambridge Primary School will offer places at the school to all those who have applied.

### Oversubscription criteria

When the school is oversubscribed, after the admission of pupils with an Education, Health & Care plan or statement of special educational needs naming the school, priority for admission will be given to those children who meet the criteria set out below, in priority order:

1. Looked after children and children who were previously looked after but ceased to be so by reason of adoption; Child Arrangements Order (which also includes existing residence orders) or Special Guardianship Order<sup>1</sup>
2. Children eligible for the Pupil Premium.  
Parents who are applying and wish their applications to be considered under this criterion must complete a Supplementary Information Form. This form can be found on the school's website [www.universityprimaryschool.org.uk](http://www.universityprimaryschool.org.uk) or may be requested from the school office and must be returned to the school by the national closing date 15 January 2016.
3. Children living in the catchment area<sup>2</sup> with a sibling at the school at the time of admission;
4. Children living in the catchment area;
5. Children living outside the catchment area who have a sibling at the school at the time of admission;
6. Children of school staff where:
  - i) the member of staff has been employed at the school for two or more years at the time at which the application for admission to the school is made; or
  - ii) the member of staff is recruited to fill a vacant post for which there is a demonstrable skill shortage
7. Other children living outside the catchment area.

## Tie-Breaker

If the PAN is reached within any of the numbered criteria above, priority will be given to the children living nearest the school as measured by a straight line.<sup>3</sup>

## Siblings

Siblings are defined as being: Children, usually brothers or sisters, aged between 4 and 16, who live together in the same family unit.

## Late Applications

All applications received by the Cambridgeshire County Council after the deadline will be considered to be late applications. Late applications will be considered after those received on time. If, following consideration of all applicants the school is oversubscribed, parents may request that their child is placed on the school's waiting list.

## Waiting lists

The school will operate a waiting list for each year group. Where in any year the school receives more applications for places than there are places available, a waiting list will operate until the end of the academic year. This will be maintained by The University of Cambridge Primary School and it will be open to any parent to ask for his or her child's name to be placed on the waiting list, following an unsuccessful application.

Children's position on the waiting list will be determined solely in accordance with the oversubscription criteria. Where places become vacant they will be allocated to children on the waiting list in accordance with the oversubscription criteria.

## Appeals

All applicants refused a place have a right of appeal to an independent appeal panel constituted and operated in accordance with the School Admission Appeals Code.

Appellants should contact Cambridgeshire County Council's Admission team by 17 May 2016 for information on how to appeal. Information on the timetable for the appeals process is on their website at [www.cambridgeshire.gov.uk/admissions](http://www.cambridgeshire.gov.uk/admissions)

<sup>1</sup> A looked after child is a child who is (a) in the care of the local authority, or (b) being provided with accommodation by a local authority in the exercise of its social services functions (see the definition in Section 22 (1) of the Children Act 1989)

<sup>2</sup> A map of the catchment area can be obtained from the Local Authority and is available on the school website [www.universityprimaryschool.org.uk](http://www.universityprimaryschool.org.uk)

<sup>3</sup> Distance within Cambridgeshire is calculated by measuring a straight line from the reference point of the home, as determined by the National Land and Property Gazetteer (NLPG) or OS AddressBase Premium™ after October 2014, to the reference point of the school. For families who live outside of Cambridgeshire, straight line distances are determined using a combination of local maps and on-line resources. Distances for transport purposes are measured by the shortest available route. In the event of (a) two or more children living at the same address point (e.g. children resident in a block of flats) or (b) two addresses measuring the same distance from the school, the ultimate tiebreaker will be random selection, witnessed by the Council officer, independent of the Admissions Team.

## Street Index for Cambridge City Primary Schools Catchment areas

STREET NAME	CATCHMENT SCHOOL	STREET NAME	CATCHMENT SCHOOL
Abbey Rd/Walk/Street	St. Matthew's	Archway Court	Newnham Croft
Abbot's Close	King's Hedges	Arden Road	King's Hedges
Abercorn Place	King's Hedges	Argyle Street	Ridgefield & Queen Emma
Aberdean Avenue	Morley Memorial & Queen Emma	Armitage Way	King's Hedges
Acrefield Drive	Milton Road	Arran Close	Colville
Acton Way	Arbury	Arthur Street	St. Luke's
Adam and Eve St	St. Matthew's	Arundel Close	Mayfield
Adam's Road	Newnham Croft	Ascham Road	Milton Road
Adrian Way	Queen Edith & Queen Emma	Ashbury Close	Ridgefield & Queen Emma
Ainsdale	Colville	Ashcroft Court	King's Hedges
Ainsworth St	St. Matthew's	Ashfield Road	Shirley & Chesterton
Akeman St	St. Luke's	Ashley Crt	St. Matthews
Albemarle Way	King's Hedges	Ashworth Park	Newnham Croft
Albert Street	St. Luke's	Ashvale	King's Hedges
Albion Row/Yard	Park Street	Aster Way	Orchard Park
Alex Wood Road	Arbury	Atherton Close	Milton Road
Alice Bell Close	Grove	Athlone	St. Matthews
All Saints Passage	Park Street	Atkin's Close	Grove
All Soul's Lane	Mayfield	Auckland Rd/Ct	St. Matthew's
Alliance Court	Morley Memorial & Queen Emma	Auger's Road	Colville
Almoner's Avenue	Queen Edith & Queen Emma	Augustus Close	King's Hedges
Alpha Road	St. Luke's	Australia Court	Mayfield
Alpha Terrace	Fawcett	Aylesborough Close	Arbury
Alwyne Road	Queen Edith & Queen Emma	Aylestone Road	Milton Road
Amber Court	Abbey Meadows	Babraham Road	Queen Edith & Queen Emma
Amblecote House	St. Matthews	Badminton Close	Mayfield
Amhurst Court	Newnham Croft	Bagot Place	King's Hedges
Amwell Road	King's Hedges	Bailey Mews	St. Matthew's
Ancaster Way	Ridgefield & Queen Emma	Baldock Way	Morley Memorial & Queen Emma
Angler's Way	Shirley & Chesterton	Bancroft Close	Emma
Annesley	Queen Edith & Queen Emma	Banner Road	Morley Memorial & Queen Emma
Ann's Road	Abbey Meadows	Banff Close	Trumpington Meadows
Angus Close	St. Paul's	Banham's Close	King's Hedges
Anstey Way	Fawcett	Barn Road	Milton Road
Antelope Way	Cherry Hinton & Bewick Bridge	Barnard Way	Fawcett
Apollo Way	King's Hedges	Barnes Close	Arbury
Apple Court	Fawcett	Barnwell Road/Drive	Abbey Meadows
Applewood Close	Colville	Barrow Road/Close	Abbey Meadows
Apthorpe Way	King's Hedges	Barton Road/Close	Fawcett
Aragon Close	King's Hedges	Bassett Close	Newnham Croft
Aragon Court	King's Hedges	Bateman St/Mews	King's Hedges
Arbury Court	Arbury	Bateson Road	St. Paul's
Arbury Rd,1-61 & 2-54	Milton Road	Baycliffe Close	St. Luke's
Arbury Rd, 63-291 & 58-114	Arbury	Bayford Place	Queen Edith & Queen Emma
		Beaconsfield Terrace	King's Hedges
		Beale's Way	St Luke's
			King's Hedges

<b>STREET NAME</b>	<b>CATCHMENT SCHOOL</b>	<b>STREET NAME</b>	<b>CATCHMENT SCHOOL</b>
Beaufort Place	Park Street	Brandon Pl/Crt	St. Matthews
Beauland's Close	Milton Road	Braybrooke Place	Cherry Hinton & Bewick Bridge
Beaumont Cres/Rd	Queen Edith & Queen Emma	Brentwood Cl/Crt	Abbey Meadows
Beche Road/Court	St. Matthews	Bridewell Road	Colville
Beech Drive	Fawcett	Bridge Street	Park Street
Belgrave Road	St. Philip's	Bridgacre	Milton Road
Belmont Place	Park Street	Brierley Walk	Mayfield
Belmore Close	Mayfield	Brimley Road	Arbury
Belvoir Road	Milton Road	Britten Place	Ridgefield & Queen Emma
Belvoir Terrace	Newnham Croft	Broad Street	St. Matthews
Bene't Street	Park Street	Brookfields	Ridgefield & Queen Emma
Benians Court	Mayfield	Brooklands Avenue	Morley Memorial & Queen Emma
Benson St/Place	St. Luke's	Brooklyn Court	Queen Edith & Queen Emma
Bentlinck St/Terr	St. Paul's	Brook's Road	St. Philip's
Bentley Road	Fawcett	Brookside/Brookside Lane	St. Paul's
Bergholt Close	Abbey Meadows	Brother's Place	Queen Edith & Queen Emma
Bermuda Rd/Terr	St. Luke's	Brownlow Road	Mayfield
Berryland's	Milton Road	Broxbourne Close	Cherry Hinton & Bewick Bridge
Beverley Way	Fawcett	Brunswick Grdns/ Terr	St. Matthews
Bill Briggs Court	St. Philip's	Brunswick House	St Matthews
Birch Close	Milton Road	Brunswick Walk/ Cottages	St. Matthews
Birdwood Road	Ridgefield & Queen Emma	Buchan Street	King's Hedges
Bishop's Rd/Court	Fawcett	Buckingham Road	St. Luke's
Blackberry Way	King's Hedges	Budleigh Close	Ridgefield & Queen Emma
Blackhall Road	Mayfield	Buffalo Way	Cherry Hinton & Bewick Bridge
Blackmoor Head Yard	Park Street	Bullen Close	Queen Edith & Queen Emma
Blackthorn Close	Grove	Bulstrode Gardens	Newnham Croft
Blanford Walk	Mayfield	Burgess House	St. Luke's
Blenheim Court	Newnham Croft	Burleigh St/Place	St. Matthews
Blenheim Close	Queen Edith & Queen Emma	Burling Court	Queen Edith & Queen Emma
Blinco Grove	Morley Memorial & Queen Emma	Burlton Road	Mayfield
Bliss Way	Cherry Hinton & Bewick Bridge	Burnham Close	Cherry Hinton & Bewick Bridge
Blossom Street	St. Matthews	Burnside	Ridgefield & Queen Emma
Borrowdale	Arbury	Burrells' Walk	Newnham Croft
Bosworth Road	Queen Edith & Queen Emma	Buttercup Road	Orchard Park
Botolph Lane	St. Paul's	Byron Square	Fawcett
Bourne Road	Shirley & Chesterton	Cadwin Field	King's Hedges
Bower's Croft	Queen Edith & Queen Emma	Caithness Court	King's Hedges
Brackley Close	Arbury	Caius Terrace	St. Paul's
Bracklyn Road	Ridgefield & Queen Emma	Caledon Way	King's Hedges
Bradmore St/Lane	St. Matthews	Callander Close	King's Hedges
Bradrushe Fields	Mayfield	Cam Causeway	Shirley & Chesterton
Bramley Court	Shirley & Chesterton	Cambanks	Milton Road
Brampton Road	St. Philip's	Cameron Road	King's Hedges

<b>STREET NAME</b>	<b>CATCHMENT SCHOOL</b>	<b>STREET NAME</b>	<b>CATCHMENT SCHOOL</b>
Campbell Street	Ridgefield & Queen Emma	Chequers Close	Colville
Campkin Rd/Court	Grove	Cherry Close	The Spinney
Camside	Shirley & Chesterton	Cherry Hinton Court	Morley Memorial & Queen Emma
Cannon Court	Shirley & Chesterton		Morley Memorial & Queen Emma
Canterbury	St. Luke's	Cherry Hinton Rd 1-337, 2-330	Queen Edith & Queen Emma
Cl/ Crt/St		Cherry Hinton Rd 339 & 332 upwards	Newnham Croft
Capstan Close	Milton Road	Cherwell Court	Shirley & Chesterton
Capuchin Court	Cherry Hinton & Bewick Bridge	Chesterfield Road	Shirley & Chesterton
Caravere Close	King's Hedges	Chesterton Fen Rd	Milton Road
Caribou Way	Cherry Hinton & Bewick Bridge	Chesterton Hall	
Carisbrooke Road	Mayfield	Crescent	
Carlton	St. Matthews	Chesterton Lane	St. Luke's
Carlton Way	Arbury	Chesterton Road	Milton Road
Carlyle Road	St. Luke's	Chesterton Towers	Shirley & Chesterton
Caroline Place	St. Matthews	Chestnut Grove	Milton Road
Carrick Close	Queen Edith & Queen Emma	Chieftan Way	Orchard Park
Castle Street/Row	Park Street	Chigwell Court	Abbey Meadows
Catharine Street	St. Philip's	Christchurch Street	St. Matthews
Causeway Side	Newnham Croft	Christ's Lane	Park Street
Cavendish Avenue	Morley Memorial & Queen Emma	Church End	Cherry Hinton & Bewick Bridge
Cavendish	St. Philip's	Church Lane	Fawcett
Road/Place			
Cavesson Court	Mayfield	Church Rate Walk	Newnham Croft
Cedar Court	Queen Edith & Queen Emma	Church Street	Shirley & Chesterton
Cedar Road	Fawcett		
Central Avenue	Orchard Park	Churchill College	Mayfield
Chadwick Court	Orchard Park	Circus Drive	Orchard Park
Chalfont Close	The Spinney	City Road	St. Matthews
Chalk Grove	Queen Edith & Queen Emma	Clare Hall	Newnham Croft
Chalmer's Road	Ridgefield & Queen Emma	Clare Road	Newnham Croft
Chamberlain Court	St. Luke's	Clover Court	Colville
Chambers Drive		Coach House Crt	Milton Road
Champney's Walk	Newnham	Cobholm Place	King's Hedges
Chancellor's Walk	Mayfield	Cockburn Street	Ridgefield & Queen Emma
Chantry Close	Milton Road	Cockcroft Place	Newnham Croft
Chapel Street	Shirley & Chesterton	Cockerell Place	Arbury
Chaplen Street	Fawcett	Cockerell Road	Arbury
Chapman Court	King's Hedges	Coe's Court	Queen Edith & Queen Emma
			Abbey Meadows
Charles Babbage Road	Newnham Croft/University of Cambridge P	Coggeshall Close	
Charles Street	Ridgefield & Queen Emma		
Chartfield Road	The Spinney	Coldham's Grove	St. Philip's
		Coldham's Lane 1-35 & 2-24	St. Matthews
Chatsworth Avenue	Mayfield	Coldham's Lane 115-273 & 150-324	St. Philip's
		Coldham's Lane 500 upwards	Cherry Hinton & Bewick Bridge
Chaucer Rd/Close	Fawcett	Coldham's Road	St. Philip's
		Coleridge Road 1-171 & 2-112	Ridgefield & Queen Emma
Cheddar's Lane	St. Matthews	Coleridge Rd 173 & 114 upwards	Morley Memorial & Queen Emma
Chedworth Street	Newnham Croft		
Chelwood Road	The Spinney		

<b>STREET NAME</b>	<b>CATCHMENT SCHOOL</b>	<b>STREET NAME</b>	<b>CATCHMENT SCHOOL</b>
Collier Road	St. Matthews	Danesbury Court	St.Philip's
Coltsfoot Close	Colville	David Street	Ridgefield & Queen Emma
Colville Road	Colville	Davy Road	Ridgefield & Queen Emma
Colwyn Close	Mayfield	Daw's Close	The Spinney
Comfrey Court	Colville	Dean Drive	Morley Memorial & Queen Emma
Conduit Head Road	Mayfield	De Freville Avenue	Milton Road
	Morley Memorial & Queen Emma	Dennis Road	Abbey Meadows
Consort Avenue 1-15 & 2-10	Fawcett		
Consul Court	Trumpington Meadows	Dennis Wilson Court	Fawcett
Conway Close	King's Hedges	Derby Road	Morley Memorial & Queen Emma
	The Spinney		Newnham Croft
Cook Close	Shirley & Chesterton	Derby Street	Queen Edith & Queen Emma
Corfe Close	Morley Memorial & Queen Emma	Derwent Close	
Corn Lane	Fawcett		
Cornell Court	Orchard Park	Desmond Avenue	The Spinney
Cornwell Road	Fawcett		
Corona Road	Milton Road	Devonshire Road	St. Paul's
Coronation St/Mews	St. Paul's	Diamond Close	Fawcett
Corrie Road	Ridgefield & Queen Emma	Discovery Way	Shirley & Chesterton
Cosin Court	St. Paul's	Ditchburn Place	St. Matthews
Courtland Avenue	Morley Memorial & Queen Emma	Ditton Fields/Walk	Abbey Meadows
	Milton Road		
Courtney Way		Ditton Lane (beyond 84 excluded )	Abbey Meadows
Covent Garden	St. Paul's	Doggett Road	The Spinney
Cowper Road	Morley Memorial & Queen Emma	Dolphin Close	Cherry Hinton & Bewick Bridge
	King's Hedges		
Craister Court	Fawcett	Donegal	St. Matthews
Cranleigh Close	Newnham Croft	Douglas House	Fawcett
Cranmer Road	King's Hedges	Dowding Way	Arbury
Crathern Way	Fawcett	Downham's Lane	Grove
Craven Close		Downing Street/Place	Park Street
		Drayton Road/Close	Colville
Crawford Close	King's Hedges	Drosier Road	St. Paul's
Crispin Close	Arbury	Dudley Road	Abbey Meadows
Croft Gardens/Gate	Newnham Croft	Dundee Close	Shirley & Chesterton
Croft Holme Lane	Milton Road	Durnford Way	Arbury
Cromarty Place	St. Philip's	Eachard Road	Mayfield
Cromwell Road	St. Philip's	Earl Street	St. Matthews
Crosfield Court	King's Hedges	East Hertford St	St. Luke's
Crossway Hse/Grdns	Fawcett	East Road	St. Matthews
Cross Street	St. Paul's	Eastfield	Shirley & Chesterton
Crowland Way	King's Hedges	Eaton Close	Shirley & Chesterton
Crowthorne Close	The Spinney	Eden Road	Shirley & Chesterton
Cunningham Close	Arbury	Eden Street	St. Matthews
Cutter Ferry Lane/CI/Path	Milton Road		
Cyprus Road	Ridgefield & Queen Emma	Edendale Cl.	Morley Memorial & Queen Emma
			King's Hedges
Daisy Close	Arbury	Edgecombe	Shirley & Chesterton
Dalton Square	Shirley & Chesterton	Edinburgh Road	St. Matthews
Dane Drive	Newnham Croft	Edward Street	

<b>STREET NAME</b>	<b>CATCHMENT SCHOOL</b>	<b>STREET NAME</b>	<b>CATCHMENT SCHOOL</b>
Edwinstowe Close	Fawcett	Fisher Street	St. Luke's
Ekin Road/Walk	Abbey Meadows	Fison Road	Abbey Meadows
Eland Way	Cherry Hinton & Bewick Bridge	Fitzgerald Place	Shirley & Chesterton
Elder Close	Grove	Fitzroy St/Lane	St. Matthews
Elfleda Road	Abbey Meadows	Fitzwilliam Road	Morley Memorial & Queen Emma
Elizabeth Way	Milton Road	Fitzwilliam Street	St. Paul's
Ellesmere Road	Arbury	Flack End	Orchard Park
Ellis Road	Fawcett		
Ellison Close	Arbury	Flamsteed Road	Morley Memorial & Queen Emma
Elm Road	Fawcett	Fletcher's Terr.	Ridgefield & Queen Emma
Elm Street	St. Matthews	Flower Street	St. Matthews
Elmfield Road/Ci	Shirley & Chesterton	Fontwell Avenue	Mayfield
Elsworth Place	Morley Memorial & Queen Emma	Fordwich Close	Arbury
Eltisley Avenue	Newnham Croft	Forest Road	The Spinney
Ely Place	Fawcett	Fortescue Road	Arbury
Emery Street	St. Matthews	Forty Acre Road	Trumpington Meadows
Emmanuel Road	Park Street	Forum Court	King's Hedges
Emperor Court	Kings Hedge's	Foster Road	Fawcett
Enfield	St. Matthews	Fox Glove Way	Orchard Park
Engledow Drive	Orchard Park	Francis Darwin Court	St. Luke's
Enniskillen Road	Shirley & Chesterton	Francis Passage	St. Paul's
Erasmus Close	St. Luke's	Frank's Lane	Shirley & Chesterton
Essex Close	Arbury	Fraser Road	Shirley & Chesterton
Evening Court	St. Matthews	Free School Lane	Park Street
Evergreens	Shirley & Chesterton	French's Road	St. Luke's
Exeter Close	Fawcett	Friar's Close	The Spinney
Fair Street	St. Matthews	Fulbourn Old Drift	Cherry Hinton & Bewick Bridge
Fairbairn Road	Shirley & Chesterton	Fulbourn Road	Colville
Fairfax Road	St. Philip's	Fulbrooke Road	Newnham Croft
Fairsford Place	St. Matthews	Fuller Way	Mayfield
Fallowfield	Shirley & Chesterton	Gainsborough Close	Shirley & Chesterton
Fanshawe Road	Ridgefield & Queen Emma	Galfrid Road	Abbey Meadows
Farran	St. Matthews	Garden Walk	St. Luke's
Farringford Close	Mayfield	Garlic Row	Abbey Meadows
Fawcett Road	Fawcett	Garry Drive	Grove
Fazeley House	St. Matthews	Gazelle Way	Cherry Hinton & Bewick Bridge
Fen Causeway	Newnham Croft	Gayton Close	Fawcett
Fen Rd Chesterton	Shirley & Chesterton	Gazeley Road	Fawcett
Fendon Rd/Close	Queen Edith & Queen Emma	Geldart Street	St. Matthews
Fennec Close	Cherry Hinton & Bewick Bridge	George Nuttall Close	Grove
Ferndale Rise	Abbey Meadows	George Pateman Crt	St. Paul's
Fernlea Close	Cherry Hinton & Bewick Bridge	George IV Street	St. Paul's
Ferrar's Way	Arbury	George Street	Milton Road
Ferry Lane	Shirley & Chesterton	Georges Terrace	Mayfield
Ferry Path	Milton Road	Gerard Close/Road	Abbey Meadows
Field Way	Queen Edith & Queen Emma	Gilbert Close	Mayfield
Finch Road	Arbury	Gilbert Road, 2-126 & 11-125	Milton Road

<b>STREET NAME</b>	<b>CATCHMENT SCHOOL</b>	<b>STREET NAME</b>	<b>CATCHMENT SCHOOL</b>
Gilbert Road, 128-214, 127-209	Mayfield	Hadleigh Court	Abbey Meadows
Gilpin Place/Road	Morley Memorial & Queen Emma	Haig Road	Milton Road
Gisbourne Road	Ridgefield & Queen Emma	Halifax Road	Mayfield
Gladestone	Orchard Park	Hall Court	Milton Road
Gladstone Way	Colville	Hall Farm Road	Arbury
Glanville Road	Fawcett		
Glebe Farm Drive	Fawcett		
Glebe Road	Morley Memorial & Queen Emma	Hamden Gardens	St Philip's
	Queen Edith & Queen Emma	Hamilton Road	Milton Road
Glenacre Close	Queen Edith & Queen Emma	Hanover Court	St. Paul's
Glenmere Close	St. Matthews	Hanson Court	King's Hedges
Glenmore	Fawcett	Harcombe Road	The Spinney
Glimerton Court	St. Paul's	Harebell Close	Colville
Glisson Road	St. Matthew's	Harding Way	Arbury
Godestone Road	Queen Edith & Queen Emma	Harness Close	Fawcett
Godwin Close/Way	Ridgefield & Queen Emma	Hardwick Street	Newnham Croft
Golding Road/Way	St. Paul's	Harryscott Court	King's Hedges
Gonville Place	Newnham Croft	Harshel Court	Morley Memorial & Queen Emma
Gough Way			Morley Memorial & Queen Emma
			Fawcett
Grafton Street	St. Matthews	Hartington Grove	St. Luke's
			St. Paul's
Graham Road	Orchard Park	Harvest Road	
Grange Rd/Crt/ Gardens	Newnham Croft	Harvey Goodwin Ave/Court/Grdns	
Granchester Meadows	Newnham Croft	Harvey Road	
Granchester Rd (Newnham)	Newnham Croft		
Granchester Rd (Trumpington)	Fawcett	Hatherdene Close	Cherry Hinton & Bewick Bridge
Granchester Street	Newnham Croft	Hauxton Road	Fawcett
Granta Place	Newnham Croft		
Grasmere Gardens	St. Luke's	Haviland way	Grove
Gray Road	Ridgefield & Queen Emma	Hawkin's Road	Grove
Grayling Close	Shirley & Chesterton	Hawthorn Way	Milton Road
Great Eastern Street	St. Philip's	Haymarket Road	Park Street
Green End Road	Shirley & Chesterton	Hayster Drive	The Spinney
Green Park	Shirley & Chesterton	Hazelwood Close	Arbury
		Headford Close	Abbey Meadows
		Headington Drive/Close	Colville
Green Street	Park Street	Hedgerley Close	Newnham Croft
Green's Road	Milton Road	Helen Close	Abbey Meadows
Greenlands	Queen Edith & Queen Emma	Hemingford Road	St. Philip's
Gresham Road	St. Paul's	Herbert Street	Milton Road
Greville Road	Ridgefield & Queen Emma	Herbert Twin Court	Abbey Meadows
Greystoke Rd/ Crt	Queen Edith & Queen Emma	Hercules Close	King's Hedges
Grieve Court	Shirley & Chesterton	Heron's Close	Queen Edith & Queen Emma
Guest Road	St. Matthews	Herschel Road	Newnham Croft
Gunhild Cl/Crt/ Way	Queen Edith & Queen Emma	Hertford Street	St. Luke's
Gunning Way	Arbury	Hester Adrian Way	Milton Road
Gurney Way	Milton Road	High Street, Trumpington	Fawcett
		High St, Chesterton	Shirley & Chesterton
Gwydir Street	St. Matthews		



<b>STREET NAME</b>	<b>CATCHMENT SCHOOL</b>	<b>STREET NAME</b>	<b>CATCHMENT SCHOOL</b>
High St. Cherry Hinton Even nos. up to 220	Colville	Huntington Road 100-215a	Mayfield
High St, Cherry Hinton Odd nos.127 upwards	Cherry Hinton & Bewick Bridge	Huntsman Road	Trumpington Meadows
High St, Cherry Hinton, Even nos. 228 upwards	Cherry Hinton & Bewick Bridge	Hurrell Road	Arbury
High St. Cherry Hinton Odd nos.up to 125	The Spinney	Hurst Park Avenue	Milton Road
Highdene Road	Cherry Hinton & Bewick Bridge	Iceni Way	Orchard Park
Highfield Avenue	Milton Road	Impala Drive	Cherry Hinton & Bewick Bridge
Highsett	St. Paul's	Inveran	St. Matthews
Highworth Avenue	Milton Road	Inverness Close	Shirley & Chesterton
Hilderstone House	St. Matthews	Iver Close	Cherry Hinton & Bewick Bridge
Hill's Avenue	Morley Memorial & Queen Emma	Izaak Walton Way	Shirley & Chesterton
Hills Rd, 1-129 & 2-114	St. Paul's	Jack Warren Green	Abbey Meadows
Hills Rd, 151-293 & 128-290	Morley Memorial & Queen Emma	Jackson Road	Grove
Hills Rd 292 upwards & 295 upwards	Queen Edith & Queen Emma	James Street	St. Matthews
Hinton Avenue	Morley Memorial & Queen Emma	Jasmin Court	Queen Edith & Queen Emma
Histon Rd, 2-192 & 1-173	St Luke's	Jedburgh Close	King's Hedges
Histon Rd, 194-332 & 175-337	Mayfield	Jermyn Close	Arbury
Hoadly Road	Mayfield	Jesus Lane	Park Street
Hobart Road	Ridgefield & Queen Emma	Jesus Terrace	St. Matthews
Hobson Avenue	Fawcett	JJ Thompson Avenue	Newnham Croft/University of Cambridge P
Hobson Road	Fawcett	John Clarke Court	Shirley & Chesterton
Holbrook Road	Morley Memorial & Queen Emma	John Street	St. Matthews
Holland Street	St. Luke's	Jolley Way	Grove
Holly Mount	St. Matthew's	Jordans Yard	Park Street
Holyrood Close	Mayfield	Kaldor Court	King's Hedges
Homerton Street	Morley Memorial & Queen Emma	Kathleen Elliott Way	Cherry Hinton & Bewick Bridge
Honey Hill	Park Street	Keate's Road	Colville
Hooper Street	St. Matthews	Kelsey Crescent	Cherry Hinton & Bewick Bridge
Hope Street	Ridgefield & Queen Emma	Kelvin Close	Queen Edith & Queen Emma
Hopkins Close	Grove	Kendal Way	Shirley & Chesterton
Howard Rd/Crt/ Cl	Abbey Meadows	Kent Way	Grove
Howes Place	Mayfield	Kerridge Close	St. Matthews
Howgate Road	Arbury	Kestrel Rise	Trumpington Meadows
Hulatt Road	Queen Edith & Queen Emma	Kettle's Yard	Park Street
Humberstone Road	Milton Road	Keynes Road	Abbey Meadows
Humphrey's Road	Arbury	Kilmaine Close	Grove
Huntington Road 1-94	St Luke's	Kimberley Road	Milton Road

<b>STREET NAME</b>	<b>CATCHMENT SCHOOL</b>	<b>STREET NAME</b>	<b>CATCHMENT SCHOOL</b>
Kingfisher Way	Morley Memorial & Queen Emma	Linden Close	St. Luke's
Kingsley Walk	St Matthews	Lingholme Close	Mayfield
King Street	Park Street	Lingrey Court	Fawcett
King's Hedges Road	Grove	Lisle Walk	Cherry Hinton & Bewick Bridge
King's Parade	Park Street	Little St. Mary's Lane	Newnham Croft
Kingston Street	St. Matthews	Livermore Close	King's Hedges
Kingsway	Arbury	Logans Way	Milton Road
Kinnaird Way	Queen Edith & Queen Emma	Long Reach Road	Shirley & Chesterton
Kinross Road	Shirley & Chesterton	Long Rd 1-69 & 2-88	Morley Memorial & Queen Emma
Kirkby Close	Milton Road	Long Rd 71-133 & 90-108	Fawcett
Laburnum Close	Milton Road	Long View Terrace	St. Luke's
Lady Margaret Road	Park Street	Longworth Avenue	Milton Road
Lambourn Close	Fawcett	Lorise Court	Cherry Hinton & Bewick Bridge
Lammas Court/Field	Newnham Croft	Loughton Court	Abbey Meadows
Langdale Close	Cherry Hinton & Bewick Bridge	Lovell Road	Grove
Langham House	Mayfield	Lower Park street	Park Street
Langham Road	Ridgefield & Queen Emma	Luard Close/ Road	Morley Memorial & Queen Emma
Lansdowne Road	Mayfield	Lucerne Close	Colville
Lantree Crescent	Fawcett	Lyndewode Road	St. Paul's
Lapwing Avenue	Fawcett		
Larchfield	Newnham Croft	Lynfield Lane & Lynfield Court	Shirley & Chesterton
Larkin Close	Grove	Mackenzie Road	St. Matthews
Larmour Drive	Mayfield	Madingley Rd, 1-53.	Newnham Croft
Latham Road/Close	Fawcett	Madingley Rd, 6-36	Mayfield
Latimer Close	Abbey Meadows	Madras Road	Ridgefield & Queen Emma
Lauriston Place	King's Hedges	Magdalene Street	Park Street
Lavender Road	King's Hedges	Magnolia Close	Morley Memorial & Queen Emma
Lawrence Way	King's Hedges	Magrath Avenue	St. Luke's
Lawrence Weaver Rd	Mayfield	Maid's Causeway	St. Matthews
Laxton way	Shirley & Chesterton	Maio Road	Arbury
Leete Road	Colville	Maitland Avenue	Shirley & Chesterton
Legion Court	King's Hedges	Malcolm St/ Place	Park Street
Lemur Drive	Cherry Hinton & Bewick Bridge	Malden Close	Abbey Meadows
Lensfield Road	St. Paul's	Mallett's Road	Colville
Lent's Way	Shirley & Chesterton	Malta Road	Ridgefield & Queen Emma
Leonard Close	Abbey Meadows	Malting Lane	Newnham Croft
Lexington Close	Mayfield	Malvern Road	The Spinney
Leyburn Close	Cherry Hinton & Bewick Bridge	Mandrill Close	Cherry Hinton & Bewick Bridge
Leys Road/Avenue	Milton Road	Mander Way	Queen Edith & Queen Emma
Lichfield Road	Morley Memorial & Queen Emma	Maner's Way	Queen Edith & Queen Emma
Lilac Court	Morley Memorial & Queen Emma	Manhattan Drive	Milton Road
Lilley Close	Shirley & Chesterton	Manor Court	Newnham Croft
Limetrees Close	Queen Edith & Queen Emma	Manor Street/ Place	Park Street

<b>STREET NAME</b>	<b>CATCHMENT SCHOOL</b>	<b>STREET NAME</b>	<b>CATCHMENT SCHOOL</b>
March Lane	Cherry Hinton & Bewick Bridge	Molewood Close	Arbury
Mansel Way	Arbury	Monkswell	Fawcett
Maple Close	Milton Road	Montague Road	Milton Road
Marfield Court	Milton Road	Moncrieff Close	King's Hedges
Mariner's Way	Milton Road	Montfort Way	Arbury
Marion Close	Mayfield	Montgomery Road	Arbury
Maris Lane	Fawcett	Montreal Road/ Square	Ridgefield & Queen Emma
Market Hill	Park Street	Montrose Close	King's Hedges
Markham Close	King's Hedges	Moore Close	Grove
Marlborough Court	Newnham Croft	Morland Terrace	Morley Memorial & Queen Emma
Marlowe Road	Newnham Croft	Mortimer Road	St. Paul's
Marmora Road	Ridgefield & Queen Emma	Mortlock Avenue	Shirley & Chesterton
Marshall Road	Morley Memorial & Queen Emma	Moss Bank	Shirley & Chesterton
Martin Road	Fawcett		
Martingale Close	Mayfield	Mount Pleasant/ Mount Pleasant Walk	Park Street
Martin Stiles Lane	Shirley & Chesterton	Mowbray Road 14-158	Morley Memorial & Queen Emma
Mawson Road	St. Paul's	Mowbray Road 1-157	Queen Edith & Queen Emma
Mayfair Court	Milton Road	Moyne Close	King's Hedges
May's Way	Shirley & Chesterton	Mulgrave Court	Morley Memorial & Queen Emma
Meadow Court	Abbey Meadows	Mulberry Close	Milton Road
Meadowcroft	Fawcett	Napier Street	St. Matthews
Meadowland's Rd	Abbey Meadows	Natal Road	Ridgefield & Queen Emma
Melbourne Place	St. Matthews	Neal Drive	Orchard Park
Mere Way	Arbury	Neale Close	Cherry Hinton & Bewick Bridge
Merton Street	Newnham Croft	Neptune Close	King's Hedges
Metcalfe Road	Arbury	Netherhall Way	Queen Edith & Queen Emma
Midhurst Close	Shirley & Chesterton	Neville Road	Morley Memorial & Queen Emma
Midwinter Place	Milton Road	New Court	Shirley & Chesterton
Milford Street	St. Matthews	New Park Street	Park Street
Mill End Rd/ Close	The Spinney	New Square	St. Matthews
Mill Lane	Newnham Croft	New Street	St. Matthews
Mill Road 1-119 & 2-134	St. Matthews	Newell Walk	Cherry Hinton & Bewick Bridge
Mill Road 135-351 & 152-398	Ridgefield & Queen Emma	Newfields	Shirley & Chesterton
Millers Yard	Newnham Croft	Newingham Crescent	Orchard Park
Mill Street	St. Paul's	Newmarket Rd 1-337, 2-264	St. Matthews
Millington Road	Newnham Croft		
Milton Rd odds up to 197a	Milton Road	Newnham Croft St	Newnham Croft
Milton Rd evens up to 238a	Milton Road	Newnham Rd/Terr/Walk/Path	Newnham Croft
Milton Rd odds 201a upwards	Shirley & Chesterton	Newton Road	Fawcett
Milton Road evens 240 upwards	Shirley & Chesterton	Nicholson Way	Grove
Minerva Way	King's Hedges	Nightingale Avenue	Queen Edith & Queen Emma
Missleton Court	Queen Edith & Queen Emma	Norfolk Street/Terr	St. Matthews
Misty Meadows	Abbey Meadows	North Cottages	Fawcett

<b>STREET NAME</b>	<b>CATCHMENT SCHOOL</b>	<b>STREET NAME</b>	<b>CATCHMENT SCHOOL</b>
North Street	St. Luke's	Pemberton Terrace	St. Paul's
North Terrace	St. Matthews	Pembroke Street	St. Paul's
Northampton Street	Park Street	Pentland Place	Arbury
Northfield Avenue	King's Hedges	Perne Road 1-61 (odd numbers)	Morley Memorial & Queen Emma
Northumberland Close	Arbury	Perne Rd 2-60 (even numbers)	Queen Edith & Queen Emma
Norton Close	Abbey Meadows	Perne Rd 62/63 upwards	Ridgefield & Queen Emma
Norwich St/ Close	St. Paul's	Perowne Street	St. Matthews
Nuffield Road	Shirley & Chesterton	Perry Court	Newnham Croft
Nun's Way	King's Hedges	Perse Way	Arbury
Nursery Walk	Mayfield	Petersfield	St. Matthews
Nutting's Road	St. Philip's	Petworth Street	St. Matthews
Oak Tree Avenue	Milton Road	Peverel Road/Close	Abbey Meadows
Old Mills Road 1-16	Trumpington Meadows		
Old Mills Road 17 and above	Fawcett		
Oakley Terrace	Cherry Hinton & Bewick Bridge	Pike's Walk	Park Street
One Tree Road	Trumpington Meadows		
Ongar Court	Abbey Meadows	Pinehurst	Newnham Croft
Orchard Avenue	Milton Road	Pinehurst Mansions	St. Matthews
		Piper Road	Trumpington Meadows
Orchard Estate	Cherry Hinton & Bewick Bridge	Pippin Drive	Shirley & Chesterton
Orchard Street	Park Street		
Osprey Drive	Trumpington Meadows	Plum Tree close	Arbury
Owlstone Road	Newnham Croft		
Oxford Road	Mayfield	Porson Road/Court	Fawcett
Oyster Row	Abbey Meadows	Portico Walk	King's Hedges
Paget Road/Close	Fawcett	Portland Place	St. Matthews
Pagram Way	Orchard Park	Portugal Place/Street	Park Street
Pakenham Close	Milton Road	Pound Hill	Park Street
Pamplin Court	Cherry Hinton & Bewick Bridge	Pretoria Road	Milton Road
	Cherry Hinton & Bewick Bridge	Primary Court	Shirley & Chesterton
Panther Way	St. Paul's	Primrose Close	Colville
Panton Street	St. Matthews	Primrose Street	Milton Road
Paradise Street	Park Street	Prince William Court	St. Luke's
Park Street/ Parade	St. Matthews	Princess Court	St. Paul's
Park Terrace	St. Matthews	Priory Road	St. Matthews
Parker Street	St. Matthews	Priory Street	St. Luke's
		Proctor Drive	Trumpington Meadows
Parker's Terr.	St. Matthews		
Parkside	St. Matthews	Prospect Row	St. Matthews
		Purbeck Road	Morley Memorial & Queen Emma
Parsonage Street	St. Matthews	Pye Terrace	Shirley & Chesterton
Pavillion Court	King's Hedges	Quainton Close	Abbey Meadows
Pearl Close	Milton Road	Quay Side	Park Street
Pearce Close	Newnham Croft	Queen Edith & Queen Emma Way 1-31 & 2-30	Morley Memorial & Queen Emma
		Queen Edith & Queen Emma Way 33 & 36 upwards	Queen Edith & Queen Emma
Pearmain Court	Shirley & Chesterton	Queen's Meadow	Cherry Hinton & Bewick Bridge
Pelham Court	Mayfield		

<b>STREET NAME</b>	<b>CATCHMENT SCHOOL</b>	<b>STREET NAME</b>	<b>CATCHMENT SCHOOL</b>
Queen's Road	Newnham Croft	Round Church St	Park Street
Queensway Flats	Fawcett		
Rachel Close	Abbey Meadows		
Rackham Close	St. Luke's	Rowlinson Way	St. Matthews
Radegund Road	Ridgefield & Queen Emma	Roxborough Road	King's Hedges
		Royal Way	Fawcett
Rathmore Rd/Ci	Morley Memorial & Queen Emma	Rush Grove	Cherry Hinton & Bewick Bridge
	St. Paul's		
Ravensworth Gardens		Russet Court	Shirley & Chesterton
Rawlyn Rd/Crt/Ci	Abbey Meadows		
Rayleigh Close	Fawcett	Russell St/Court	St. Paul's
Rayson Way	Abbey Meadows	Rustat Avenue/Close	Ridgefield & Queen Emma
		Rustat Road 1-45 and 2-38	Morley Memorial & Queen Emma
Rectory Terrace	The Spinney	Rustat Road 40-114	Ridgefield & Queen Emma
Red Cross Lane	Queen Edith & Queen Emma	Rutherford Road	Fawcett
	Arbury		
Redfern Close	Fawcett	Rutland Close	Arbury
Reed Close	Abbey Meadows	Sable Close	Cherry Hinton & Bewick Bridge
Regatta Court	St. Paul's	Sackville Close	King's Hedges
Regent Street/Terr	Cherry Hinton & Bewick Bridge	Salisbury Place	Fawcett
Reilly Way	Trumpington Meadows	Sandwich Close	King's Hedges
	Shirley & Chesterton		
Rialton Close	Morley Memorial & Queen Emma	Sandy Lane	Milton Road
Ribston Way	Mayfield	Saxon Road	St. Matthews
Richard Foster Road	Park Street	Saxon Street	St. Paul's
	The Spinney		
Richmond Road	Newnham Croft	Scarsdale Close	Shirley & Chesterton
Richmond Terrace	Orchard Park	Scholars Walk	Shirley & Chesterton
Rickard Close	St. Matthews	School Court	St. Philip's
Ridley Hall Road	St. Matthews	Scotland Ci/Rd	Shirley & Chesterton
Ringfort Road	St. Matthews	Scotsdowne Road	Fawcett
Rivar Place	Abbey Meadows	Scroope Terrace	Newnham Croft
River Lane		Searle Street	St. Luke's
Riverside 1-53		Sedgewick Street	St. Philip's
Riverside 79-98		Sedley Taylor Rd	Morley Memorial & Queen Emma
			Shirley & Chesterton
Riverside Court	Milton Road	Seeleys Court	Fawcett
Robert Jennings Ci	Grove	Sefton Close	Newnham Croft
Robert May Close	Ridgefield & Queen Emma	Selwyn Gardens/Road	St. Matthews
Robinson College	Newnham Croft	Severn Place	St. Philip's
Rock Road	Morley Memorial & Queen Emma	Seymour St/Crt	
	Cherry Hinton & Bewick Bridge		
Roedeer Close	Arbury	Shaftesbury Road	Morley Memorial & Queen Emma
	King's Hedges		Fawcett
Roland Close		Shelford Road	Park Street
Roman Court	St. Philip's	Shelly Gardens/Row	St. Matthew's
Romsey Road	Ridgefield & Queen Emma	Shenstone House	Colville
Romsey Terr./Mews	Park Street	Shepherd's Close	Shirley & Chesterton
Rose Crescent	Arbury	Sherbourne Ci/Crt	Mayfield
Roseford Road	Orchard Park	Sherlock Ci/Rd/Crt	Shirley & Chesterton
Rosehip Road	Cherry Hinton & Bewick Bridge	Shirley Grove	Park Street
Rosemary Lane	St. Philip's	Short Street	Fawcett
	Queen Edith & Queen Emma	Showground Close	Newnham Croft
Ross Street	Queen Edith & Queen Emma	Sidgwick Avenue	The Spinney
Rotherwick Way		Sidney Farm Road	
Rothleigh Road		Silver Street	Newnham Croft

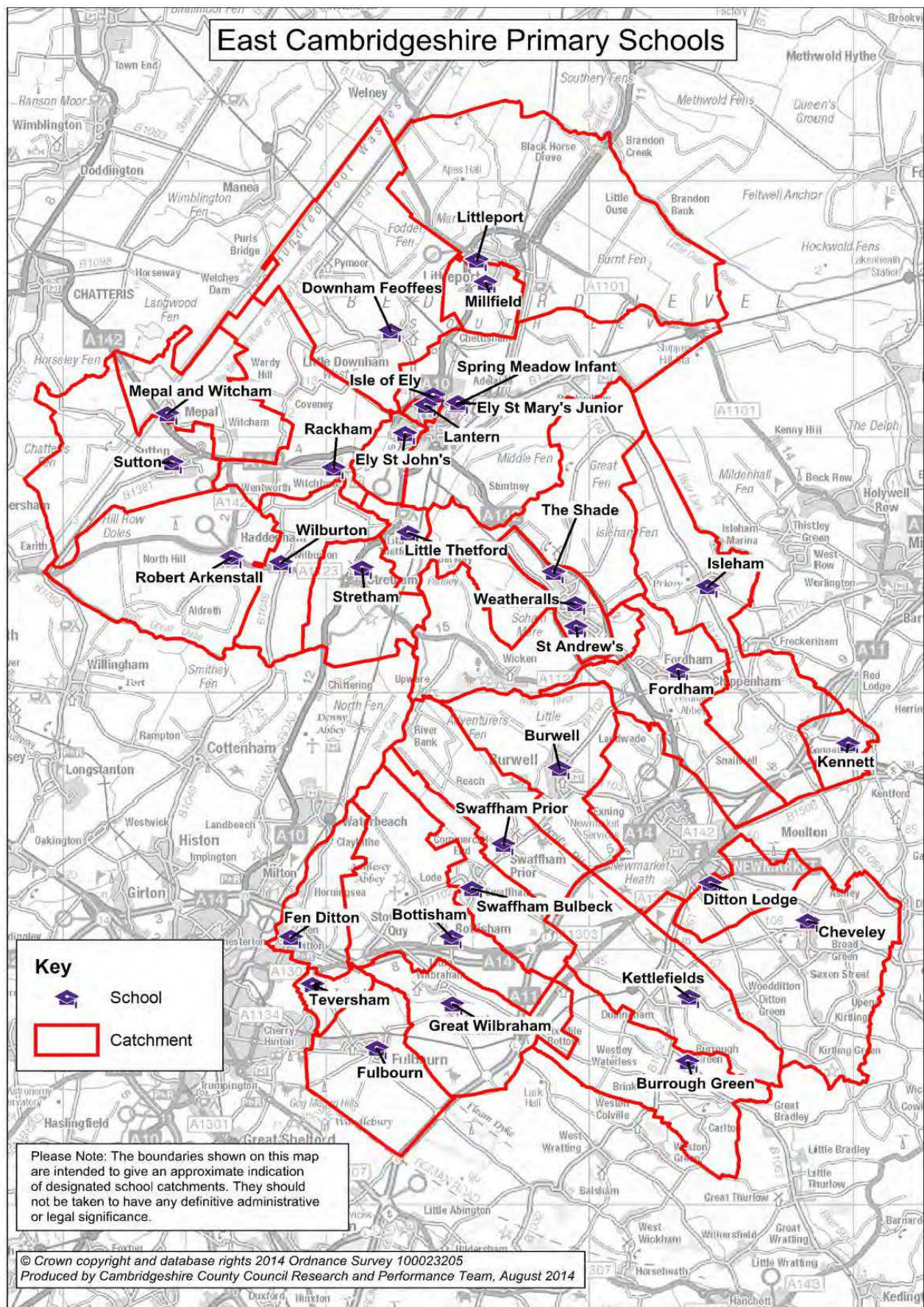
<b>STREET NAME</b>	<b>CATCHMENT SCHOOL</b>	<b>STREET NAME</b>	<b>CATCHMENT SCHOOL</b>
Silverwood Close	St. Matthew's	Stanesfield Road/Close	Abbey Meadows
Sleaford Street	St. Matthew's	Stanley Avenue Stanley Road	Orchard Park
Somerset Close	Arbury	Stansgate Avenue	Abbey Meadows
Somervell Court South	King's Hedges	Stanway Close	Queen Edith & Queen Emma
Green Road Southacre Dr/Cl	Newnham Croft		St. Matthews
	Fawcett		Orchard Park
Southbrooke Close	Fawcett	Starr End	St. Paul's
Sovereign Place	King's Hedges	Station Road	Morley Memorial & Queen Emma
		Sterne Close	St. Matthews
Spalding Way	Queen Edith & Queen Emma	Stevenson Court	Shirley & Chesterton
Speedwell Close	Colville	Stirling Close	Ridgefield & Queen Emma
Spen's Avenue	Newnham Croft	Stockwell Street	St. Matthews
Spinney Road	Fawcett	Stone St/Terr	Mayfield
Spring Drive 1-40 & 60-108	Trumpington Meadows	Storey's Way	Grove
Spring Drive 41-59 & 110 upwards	Fawcett	Stott Gardens	St. Philip's
Springfield Rd/Terrace	Milton Road	Stourbridge Grove	Abbey Meadows
St. Alban's Road	Arbury	Stourbridge House	Queen Edith & Queen Emma
St. Andrew's Road 2-68 & 1-95	Milton Road	Strangeway's Road	Mayfield
St Andrew's Road 104-118	Shirley & Chesterton	Stratfield Close	King's Hedges
St. Andrew's Street St. Anthony's Walk	Park Street	Strathcarron Court	St. Luke's
St. Barnabas Road	St. Paul's	Stretten Avenue	Newnham Croft
St. Bartholomew Court	St. Matthews	Stukeley Close	Arbury
St. Bede's Cresc/Grdns	The Spinney	Sturmer Close	St. Matthews
St. Catherine's Rd/Sq	Arbury	Sturton Street	Ridgefield & Queen Emma
St. Christopher's Ave	St. Luke's	Suez Road	Abbey Meadows
St. David's House	St. Luke's	Summer Court	Newnham Croft
St. Edward's Passage	Park Street	Summerfield	Arbury
St. Eligius St/Place	St. Paul's	Sunflower Street	Cherry Hinton & Bewick Bridge
St. John's Rd/St	Park Street	Sunmead Walk	Shirley & Chesterton
St. Kilda Avenue	King's Hedges	Sunningdale Park	Abbey Meadows
St. Luke's Mews/Street	St. Luke's	Sunnyside	Arbury
St. Margaret's Square	Morley Memorial & Queen Emma	Sunset Square	St. Luke's
St. Mark's Court	Newnham Croft	Supanee Court	Ridgefield & Queen Emma
St. Mary's Passage	Park Street	Swann's Terrace	Manor
St. Matthew's St/Crt	St. Matthews	Sweetpea Way	Mayfield
St. Matthew's Gardens	St. Matthews	Sydenham Terrace	Queen Edith & Queen Emma
St Michael's Street	Fawcett	Sycamore Close	Newnham Croft
St. Paul's Road	St. Paul's	Sylvester Road	Colville
St. Peter's Street	Park Street	Talbot House	Cherry Hinton & Bewick Bridge
St. Peter's Terrace	Newnham Croft	Tamarin Gardens	
St. Philip's Road	St. Philip's	Taunton Close	Ridgefield & Queen Emma
St. Regis	Milton Road	Tavistock Road	Mayfield
St Stephens Place	St Lukes	Tearlands Court	Newnham Croft
St Thoma's Rd/Sq	Ridgefield & Queen Emma	Teasel Way	Colville
Staffordshire	St Matthews	Tebbitt Street	Fawcett
St/Gardens		Tedder Way	Arbury
		Temple Court	King's Hedges
		Tenby Close	Cherry Hinton & Bewick Bridge
		Tenison Rd/Crt/ Ave	St. Paul's
		Tennis Court Rd/Terr	St. Paul's

<b>STREET NAME</b>	<b>CATCHMENT SCHOOL</b>	<b>STREET NAME</b>	<b>CATCHMENT SCHOOL</b>
Teversham Drift	Cherry Hinton & Bewick Bridge	Tweedsmuir Court	King's Hedges
Teynham Close	Ridgefield & Queen Emma Grove	Twickenham Court	Milton Road
The Beeches		Union Lane Even Nos. 2-24	Shirley & Chesterton
The Brambles	Fawcett	Union Lane Even Nos. 26 upwards	Milton Road
The Broadway	Ridgefield & Queen Emma	Union Lane all Odd Nos.	Milton Road
The Cenacle	Newnham Croft	Union Road	St.Paul's
The Crescent	Mayfield	Valerian Court	Colville
The Eights Marina	Milton Road	Vales Place	Orchard Park
The Green	Shirley & Chesterton	Velos Walk	Abbey Meadows
The Grove	Shirley & Chesterton	Ventress Close	Queen Edith & Queen Emma
The Homing	Abbey Meadows	Ventress Farm Crt	Queen Edith & Queen Emma
The Lawns	Newnham Croft	Verulam Way	Arbury
The Lynx	Cherry Hinton & Bewick Bridge	Vicarage Terrace	St. Matthews
The Mallards	St. Matthews	Vicarage Way	Fawcett
The Oast House	Newnham Croft	Victoria Ave/Park	Milton Road
The Orchards	Colville	Victoria Homes	Milton Road
The Paddocks	St.Philip's	Victoria Rd 1-77 & 12-98	Milton Road
The Rodings	Abbey Meadows	Victoria Rd 79-265 & 122-222	St. Luke's
The Westering	Abbey Meadows	Victoria Street	St. Matthews
Thetford Terrace	Abbey Meadows	Villa Court	King's Hedges
Thirleby Close	Arbury	Vinter Terrace	Morley Memorial & Queen Emma
Thistle Street	Arbury	Violet Close	Colville
Thoday Street	St. Philip's	Vinery Rd/Way	St. Philip's
Thompson's Lane	Park Street	Wadloes Road	Abbey Meadows
Thorley Road	Abbey Meadows	Wagstaff Close	King's Hedges
Thorpe Way	Abbey Meadows	Walker Court	King's Hedges
Thrift's Walk	Shirley & Chesterton	Walnut Tree Ave	St. Matthews
Tillyard Way	Queen Edith & Queen Emma	Walnut Tree Way	Arbury
Tiptree Close	Abbey Meadows	Walpole Road	The Spinney
Tiverton Way	Ridgefield & Queen Emma	Ward Road	Ridgefield & Queen Emma
Tom Amey Court	St. Philip's	Warkworth St/Terr	St. Matthews
Topcliffe Way	Queen Edith & Queen Emma	Warren Close	Morley Memorial & Queen Emma
Topham Street	Arbury	Warren Road	Shirley & Chesterton
Topper Street	Orchard Park	Warwick Road	Mayfield
Trafalgar Rd/St	Milton Road	Water Street/Lane	Shirley & Chesterton
Trevone Place	Ridgefield & Queen Emma	Wavell Way	Arbury
Tribune Court	King's Hedges	Webster Terrace	Abbey Meadows
Trinity Street	Park Street	Wedgewood Drive	The Spinney
Trumpington Rd/ North of Latham Rd/Newton Rd	St. Paul's	Wellington St/ Passage	St. Matthews
Trumpington Rd/South of Latham Rd/Newton Rd	Fawcett	Welstead Road	Cherry Hinton & Bewick Bridge
Trumpington Street	St. Paul's	Wentworth Road	Mayfield
Turpyn Court	King's Hedges	Wenvoe Close	Colville
Tweeddale off Fulbourn Rd	Colville	West Road/Gardens	Newnham Croft

<b>STREET NAME</b>	<b>CATCHMENT SCHOOL</b>	<b>STREET NAME</b>	<b>CATCHMENT SCHOOL</b>
Westbury Court	Newnham Croft	Windlesham Close	Grove
Westfield Lane/Rd	St. Luke's	Windsor Road	Mayfield
Westland Terr	St. Luke's	Wingate Close/Way	Fawcett
Westview	Newnham Croft	Woburn Close	King's Hedges
Wetenhall Road	St. Philip's	Wollaston Road	St. Paul's
Wheaton House	St. Matthews	Wolsey Way	Cherry Hinton & Bewick Bridge
White Rose Walk	Arbury	Wood End	Fawcett
Whitehill Rd/Close	Abbey Meadows	Woodhead Drive	Grove
Whitfield Close	Grove	Woodhouse Way	King's Hedges
Whitford Close	Milton Road	Woodlark Road	Mayfield
Whitlington Road	Fawcett		
Whittle Avenue	Fawcett		
Wilberforce Road	Newnham Croft	Wootton Way	Newnham Croft
Wilding Walk	Shirley & Chesterton	Wordsworth Grove	Newnham Croft
Wiles Close	King's Hedges	Worts Causeway	Queen Edith & Queen Emma
Wilkinson Place	Morley Memorial & Queen Emma	Wulfstan Way/Court	Queen Edith & Queen Emma
William Smith Close	Ridgefield & Queen Emma		
Willis Road	St. Matthews	Wycliffe Road	St. Philip's
Willow Walk	Park Street	Wyborne Close	Arbury
Wilson Close	Grove	Wytford Way	King's Hedges
Winchmore Drive	Fawcett	Yarrow Road	Colville
Windermere Close	Cherry Hinton & Bewick Bridge	York Street/Terrace	St. Matthews
		Young Street	St. Matthews
		Zetland Walk	Ridgefield & Queen Emma



## East Cambridgeshire Primary Schools



## Oversubscription Criteria for Community and Voluntary Controlled schools

### Oversubscription Criteria:

Children who have a statement of special educational needs that names the school will be admitted.  
NB. Those children with a statement of special educational needs that does not name the school will be referred to STAR Team to determine an appropriate place.

1. Children in Care, also known as Looked After Children (LAC), and children who were looked after but ceased to be so by reason of adoption, a resident order or special guardianship order;
2. Children living in the catchment area with a sibling at the school at the time of admission;
3. Children living in the catchment area;
4. Children living outside the catchment area who have a sibling at the school at the time of admission;
5. Children living outside the catchment area who have been unable to gain a place at their catchment area school because of oversubscription;
6. Children who live outside the catchment area, but nearest the school as measured by a straight line.

In cases of equal merit in each set of criteria, priority will go to children living nearest the school as measured by a straight line. Please refer to the Glossary of Terms on page 138 for further information.

### Bottisham Primary School

☎ 01223 811235

Beechwood Avenue, Bottisham, Cambridgeshire, CB25 9BE

School Code	2200		1 <sup>st</sup>	2 <sup>nd</sup>	3 <sup>rd</sup>
School Type	Community	No. of Preferences received	36	13	8
Age Range	3 – 11	No. of places allocated	40		
PAN	40	Criterion allocated to	6		
No. on roll	252	No. of appeals heard	1		

**Catchment Area:** Bottisham, Lode and Stow-cum-Quy

**Oversubscription Criteria:** Please see above.

### Burwell Village College (Primary)

☎ 01638 613103

The Causeway, Burwell, Cambridgeshire, CB25 0DU

School Code	2327		1 <sup>st</sup>	2 <sup>nd</sup>	3 <sup>rd</sup>
School Type	Community	No. of Preferences received	74	11	12
Age Range	4 – 11	No. of places allocated	73*		
PAN	60	Criterion allocated to	3		
No. on roll	431	No. of appeals heard	0		

\* Additional places were offered to meet catchment need.

**Catchment Area:** Burwell

**Oversubscription Criteria:** Please see above.

## Cheveley C of E Primary School

1 Park Road, Cheveley, Newmarket, Suffolk, CB8 9DF

☎ 01638 730273

School Code	3009		1 <sup>st</sup>	2 <sup>nd</sup>	3 <sup>rd</sup>
School Type	Voluntary Controlled	No. of Preferences received	20	7	10
Age Range	4 – 11	No. of places allocated	20		
PAN	20	Criterion allocated to	4		
No. on roll	146	No. of appeals heard	0		

**Catchment Area:** Cheveley, Ashley, Wood Ditton, Kirtling, Saxon Street, Broad Green, Upend

**Oversubscription Criteria:** Please see page 58.

## The Ditton Lodge Primary School

St John's Avenue, Newmarket, Suffolk, CB8 8BL

☎ 01638 613001

School Code	2057		1 <sup>st</sup>	2 <sup>nd</sup>	3 <sup>rd</sup>
School Type	Community	No. of Preferences received	41	42	12
Age Range	4 - 11	No. of places allocated	30		
PAN	30	Criterion allocated to	6		
No. on roll	201	No. of appeals heard	4		

**Catchment Area:** Crockfords Park, New Cheveley Road (odd numbers up to 99, even numbers up to 100), Ashley Road (residential area), Centre Drive and Duchess Drive.

**Oversubscription Criteria:** Please see page 58.

## Downham Feoffees C of E Primary School

Main Street, Little Downham, CB6 2ST

☎ 01353 699325

School Code	3044		1 <sup>st</sup>	2 <sup>nd</sup>	3 <sup>rd</sup>
School Type	Voluntary Controlled	No. of Preferences received	33	8	6
Age Range	4 – 11	No. of places allocated	30		
PAN	30	Criterion allocated to	3		
No. on roll	201	No. of appeals heard	2		

**Catchment Area:** Little Downham and Pymoor

**Oversubscription Criteria:** Please see page 58.

## Ely St John's Community Primary School

☎ 01353 612780

St John's Road, Ely, CB6 3BW

School Code	2444		1 <sup>st</sup>	2 <sup>nd</sup>	3rd
School Type	Community	No. of Preferences received	90	48	29
Age Range	4 – 11	No. of places allocated	60		
PAN	60	Criterion allocated to	3		
No. on roll	475	No. of appeals heard	5		

**Catchment Area:** that part of Ely bounded by the south side of West Fen Road (odd numbers) to the junction with Downham Road, the south west side of Downham Road to the junction with St Mary's Street, the south side of St Mary's Street to the junction with Cambridge Road, the west side of Cambridge Rd (even numbers). Please also see Isle of Ely Primary School.

**Oversubscription Criteria:** Please see page 58.

## Ely St Mary's C of E Junior School

☎ 01353 662163

High Barns, Ely, CB7 4RB

School Code	3362		1 <sup>st</sup>	2 <sup>nd</sup>	3rd
School Type	Academy	No. of Preferences received	90	2	1
Age Range	7 – 11	No. of places allocated	102		
PAN	120	Criterion allocated to	7		
No. on roll	372	No. of appeals heard	0		

**Catchment Area:** This comprises the ecclesiastical parishes of Ely, Chettisham and Stuntney (excluding the areas served by Ely St John's and the Lantern School). Please also see Isle of Ely Primary School.

### Oversubscription Criteria:

Children who have a statement of special educational needs that names the school will be admitted.

NB. Those children with a statement of special educational needs that does not name the school will be referred to STAR Team to determine an appropriate place.

1. Children who are Looked After: children who were looked after but ceased to be so because they were adopted (or became subject to a resident order or special guardianship order);
2. Children who live in the catchment area who have a sibling at this school at the time of admission.
3. Children who live in the catchment area.
4. Children with a sibling in attendance at this school or Spring Meadow Infant and Nursery School at the time of admission, and who have been in attendance for at least a term prior to application.
5. Children of worshipping members of the Church of England who have attended church services at least monthly for the 2 years preceding the date of application.\*
6. Children of worshipping members of other Christian Churches which are members of Churches Together in Ely, or Churches Together in Britain and Ireland or The Evangelical Alliance, who have attended church services at least monthly for the 2 years preceding the date of application.\*
7. Children who are in attendance at Spring Meadow Infant and Nursery School at the time of application and who have been in attendance for at least a term prior to application.
8. Children who live nearest to school by the shortest straight line distance.

**In the case of equal merit priority will go to children living nearest to the school according to the shortest straight line distance. Please refer to the Glossary of Terms on page 138 for further information.**

**\*Where criteria are used relating to religious affiliation the governing body will accept all letters of support from the family's church. The supplementary information form to be used for this purpose is available from the school, or the county council website**



## Fen Ditton Community Primary School

Horningsea Road, Fen Ditton, Cambridge, CB5 8SZ

☎ 01223 292342

School Code	2009		1 <sup>st</sup>	2 <sup>nd</sup>	3 <sup>rd</sup>
School Type	Community	No. of Preferences received	34	12	10
Age Range	4 – 11	No. of places allocated	25		
PAN	25	Criterion allocated to	6		
No. on roll	172	No. of appeals heard	3		

**Catchment Area:** Fen Ditton, Horningsea and Clayhithe

**Oversubscription Criteria:** Please see page 58.

## Fordham C of E Primary School

Isleham Road, Fordham, Ely, CB7 5NL

☎ 01638 720296

School Code	3014		1 <sup>st</sup>	2 <sup>nd</sup>	3 <sup>rd</sup>
School Type	Voluntary Controlled	No. of Preferences received	47	18	7
Age Range	4 – 11	No. of places allocated	30		
PAN	30	Criterion allocated to	3		
No. on roll	223	No. of appeals heard	0		

**Catchment Area:** Fordham and Snailwell

**Oversubscription Criteria:** Please see page 58.

## Fulbourn Primary School

School Lane, Fulbourn, Cambridgeshire, CB21 5BH

☎ 01223 712525

School Code	2328		1 <sup>st</sup>	2 <sup>nd</sup>	3 <sup>rd</sup>
School Type	Community	No. of Preferences received	46	8	2
Age Range	4 – 11	No. of places allocated	45*		
PAN	45	Criterion allocated to	3		
No. on roll	279	No. of appeals heard	0		

\*Additional places were offered to meet local need. The PAN for 2015 was 40.

**Catchment Area:** Fulbourn

**Oversubscription Criteria:** Please see page 58.

## Great Wilbraham C of E Primary School

Church Street, Wilbraham, Cambridgeshire, CB21 5JQ

☎ 01223 880408

School Code	3017		1 <sup>st</sup>	2 <sup>nd</sup>	3 <sup>rd</sup>
School Type	Voluntary Controlled	No. of Preferences received	10	6	9
Age Range	4 – 11	No. of places allocated	11		
PAN	15	Criterion allocated to	6		
No. on roll	93	No. of appeals heard	0		

**Catchment Area:** Great Wilbraham, Little Wilbraham and Six Mile Bottom

**Oversubscription Criteria:** Please see page 58.

## Isleham C of E Primary School

☎ 01638 780336

Malting Lane, Isleham, Ely, CB7 5RZ

<b>School Code</b>	<b>3022</b>		<b>1<sup>st</sup></b>	<b>2<sup>nd</sup></b>	<b>3<sup>rd</sup></b>
<b>School Type</b>	<b>Voluntary controlled</b>	<b>No. of Preferences received</b>	<b>32</b>	<b>24</b>	<b>6</b>
<b>Age Range</b>	<b>4 – 11</b>	<b>No. of places allocated</b>	<b>30</b>		
<b>PAN</b>	<b>30</b>	<b>Criterion allocated to</b>	<b>3</b>		
<b>No. on roll</b>	<b>203</b>	<b>No. of appeals heard</b>	<b>0</b>		

**Catchment Area:** Isleham and Chippenham

**Oversubscription Criteria:** Please see page 58.

## Isle of Ely Primary School

☎ 01223 728392

North of Cam Drive, Ely

<b>School Code</b>	<b>2024</b>		<b>1<sup>st</sup></b>	<b>2<sup>nd</sup></b>	<b>3<sup>rd</sup></b>
<b>School Type</b>	<b>Academy</b>	<b>No. of Preferences received</b>	<b>17</b>	<b>56</b>	<b>40</b>
<b>Age Range</b>	<b>4 – 11</b>	<b>No. of places allocated</b>	<b>60</b>		
<b>PAN</b>	<b>60</b>	<b>Criterion allocated to</b>	<b>6</b>		
<b>No. on roll</b>	<b>40</b>	<b>No. of appeals heard</b>	<b>0</b>		

This is a new primary school in Ely that opened in September 2014 to serve both existing need in Ely and the children from the new development in the north of Ely. The school accepted its first pupils into Reception Year only in September 2014.

**Catchment Area:** This school shares the same catchment area as the 3 existing schools in Ely.

### **Oversubscription Criteria:**

Children who have a statement of special educational needs that names the school will be admitted.

NB. Those children with a statement of special educational needs that does not name the school will be referred to STAR Team to determine an appropriate place.

1. Children in Care, also known as Looked After Children (LAC), and children who were looked after but ceased to be so by reason of adoption, a resident order or special guardianship order;
2. Children living in the catchment area with a sibling at the school at the time of admission.
3. Children living in the catchment area.
4. Children living outside the catchment area who have a sibling at the school at the time of admission.
5. Children living outside the catchment area who have been unable to gain a place at their catchment area school because of oversubscription.
7. Children who live outside the catchment area, but nearest the school as measured by a straight line.

**In cases of equal merit in each set of criteria, priority will go to children living nearest the school as measured by a straight line. Please refer to the Glossary of Terms on page 138 for further information.**

## Kennett Community Primary School

98 Station Road, Kennett, CB8 7QQ

☎ 01638 750386

School Code	2021		1 <sup>st</sup>	2 <sup>nd</sup>	3 <sup>rd</sup>
School Type	Academy	No. of Preferences received	20	26	17
Age Range	4 – 11	No. of places allocated	15		
PAN	15	Criterion allocated to	6		
No. on roll	83	No. of appeals heard	3		

**Catchment Area:** Kennett

### Oversubscription Criteria:

Children who have a statement of special educational needs that names the school will be admitted.

NB. Those children with a statement of special educational needs that does not name the school will be referred to STAR Team to determine an appropriate place.

1. Children in Care, also known as Looked After Children (LAC), and children who were looked after but ceased to be so by reason of adoption, a resident order or special guardianship order;
2. Children living in the catchment area with a sibling at the school at the time of admission.
3. Children living in the catchment area.
4. Children living outside the catchment area who have a sibling at the school at the time of admission.
5. Children living outside the catchment area who have been unable to gain a place at their catchment area school because of oversubscription.
6. Children who live outside the catchment area, but nearest the school as measured by a straight line.

In cases of equal merit in each set of criteria, priority will go to children living nearest the school as measured by a straight line. Please refer to the Glossary of Terms on page 138 for further information.

## Kettlefields Primary School

Stetchworth Road, Dullingham, CB8 9UH

☎ 01638 508360

School Code	2442		1 <sup>st</sup>	2 <sup>nd</sup>	3 <sup>rd</sup>
School Type	Community	No. of Preferences received	27	22	7
Age Range	4 – 11	No. of places allocated	20		
PAN	20	Criterion allocated to	6		
No. on roll	120	No. of appeals heard	1		

**Catchment Area:** Dullingham, Stetchworth and Dullingham Ley National Stud

**Oversubscription Criteria:** Please see page 58.

## The Lantern Primary School

Nene Road, Ely, CB6 2WJ

☎ 01353 664174

School Code	3387		1 <sup>st</sup>	2 <sup>nd</sup>	3 <sup>rd</sup>
School Type	Community	No. of Preferences received	75	83	38
Age Range	4 – 11	No. of places allocated	60		
PAN	60	Criterion allocated to	3		
No. on roll	447	No. of appeals heard	5		

**Catchment Area:** that part of Ely city which is bounded on the west by West Fen Road, on the south by the borders of Downham Road and Egremont Street, and on the east by Lynn Road, but excluding the cul de sacs which have their only roadway exit onto Lynn Road. Please also see Isle of Ely Primary School.

**Oversubscription Criteria:** Please see page 58.

## Little Thetford C of E Primary School

☎ 01353 649260

Green Hill, Little Thetford, Ely, CB6 3HD

School Code	3053		1 <sup>st</sup>	2 <sup>nd</sup>	3 <sup>rd</sup>
School Type	Voluntary Controlled	No. of Preferences received	26	12	5
Age Range	4 – 11	No. of places allocated	15		
PAN	15	Criterion allocated to	4		
No. on roll	107	No. of appeals heard	2		

**Catchment Area:** Little Thetford

**Oversubscription Criteria:** Please see page 58.

## Littleport Community Primary School

☎ 01353 860235

Parsons Lane, Littleport, Ely, CB6 1JT

School Code	2074		1 <sup>st</sup>	2 <sup>nd</sup>	3 <sup>rd</sup>
School Type	Community	No. of Preferences received	83	16	5
Age Range	4 – 11	No. of places allocated	60		
PAN	60	Criterion allocated to	3		
No. on roll	410	No. of appeals heard	4		

**Catchment Area:** North and North West part of Littleport, Black Horse Drove, Hale Fen, Little Ouse, Redmere, Shippea Hill and Burnt Fen

**Oversubscription Criteria:** Please see page 58.

## Mepal and Witcham C of E Primary School

☎ 01353 778300

Brangehill Lane, Mepal, Ely, CB6 2AL

School Code	3060		1 <sup>st</sup>	2 <sup>nd</sup>	3 <sup>rd</sup>
School Type	Academy	No. of Preferences received	11	8	5
Age Range	4 – 11	No. of places allocated	11		
PAN	15	Criterion allocated to	4		
No. on roll	59	No. of appeals heard	0		

**Catchment Area:** Mepal and Witcham

### **Oversubscription Criteria:**

Children who have a statement of special educational needs that names the school will be admitted.

NB. Those children with a statement of special educational needs that does not name the school will be referred to STAR Team to determine an appropriate place.

1. Children in Care, also known as Looked After Children (LAC), and children who were looked after but ceased to be so by reason of adoption, a resident order or special guardianship order;
2. Children living in the catchment area with a sibling at the school at the time of admission.
3. Children living in the catchment area.
4. Children living outside the catchment area who have a sibling at the school at the time of admission.
5. Children living outside the catchment area who have been unable to gain a place at their catchment area school because of oversubscription.
6. Children who live outside the catchment area, but nearest the school as measured by a straight line.

**In cases of equal merit in each set of criteria, priority will go to children living nearest the school as measured by a straight line. Please refer to the Glossary of Terms on page 138 for further information.**



## Millfield Primary School

Grange Lane, Littleport, Ely, CB6 1HW

☎ 01353 861612

School Code	2447		1 <sup>st</sup>	2 <sup>nd</sup>	3 <sup>rd</sup>
School Type	Community	No. of Preferences received	43	28	3
Age Range	4 – 11	No. of places allocated	60		
PAN	60	Criterion allocated to	6		
No. on roll	284	No. of appeals heard	0		

**Catchment Area:** South and South East part of Littleport.

**Oversubscription Criteria:** Please see page 58.

## The Rackham C of E Primary School

Main Street, Witchford, Ely, CB6 2HQ

☎ 01353 662436

School Code	3058		1 <sup>st</sup>	2 <sup>nd</sup>	3 <sup>rd</sup>
School Type	Voluntary Controlled	No. of Preferences received	40	19	21
Age Range	4 – 11	No. of places allocated	44		
PAN	45	Criterion allocated to	6		
No. on roll	308	No. of appeals heard	0		

**Catchment Area:** Coveney, Witchford, Wentworth, Wardy Hill, Wayhead

**Oversubscription Criteria:** Please see page 58.

## Robert Arkenstall Primary School

Camping Close, Haddenham, Ely, CB6 3UA

☎ 01353 740253

School Code	2070		1 <sup>st</sup>	2 <sup>nd</sup>	3 <sup>rd</sup>
School Type	Community	No. of Preferences received	43	12	3
Age Range	4 – 11	No. of places allocated	38		
PAN	38	Criterion allocated to	3		
No. on roll	275	No. of appeals heard	1		

**Catchment Area:** Aldreth and Haddenham and west to the Hundred Foot Drain

**Oversubscription Criteria:** Please see page 58.

## The Shade Primary School

The Shade, Soham, CB7 5DE

☎ 01353 612948

School Code	2008		1 <sup>st</sup>	2 <sup>nd</sup>	3 <sup>rd</sup>
School Type	Academy	No. of Preferences received	60	50	22
Age Range	4-11	No. of places allocated	60*		
PAN	30	Criterion allocated to	5		
No. on roll	111	No. of appeals heard	0		

This is a new school taking Reception, Year 1, 2 and 3 pupils only in September 2016.

**\*Additional places were offered to meet local need.**

**Catchment Area:** The Shade Primary School serves the villages of Barway and Barcham and Soham town.

**Oversubscription Criteria:**

Children who have a statement of special educational needs that names the school will be admitted.

## The Shade Primary School

Continued

NB. Those children with a statement of special educational needs that does not name the school will be referred to STAR Team to determine an appropriate place.

1. Children in care, also known as Looked After Children (LAC), and children who were looked after but ceased to be so by reason of adoption, a resident order or special guardianship order;
2. Children who have a sibling at The Shade Primary School at the time of admission;
3. Children living in the villages of Barway and Barcham;
4. Children living in Soham;
5. Children living outside of the catchment area of the school.

In cases of equal merit in each set of criteria, priority will go to children living nearest the school as measured by a straight line. Please refer to the Glossary of Terms on page 138 for further information.

## Spring Meadow Infant School

☎ 01353 664742

High Barns, Ely, CB7 4RB

School Code	2329		1 <sup>st</sup>	2 <sup>nd</sup>	3rd
School Type	Community	No. of Preferences received	107	19	19
Age Range	3 - 7	No. of places allocated	120		
PAN	120	Criterion allocated to	6		
No. on roll	436	No. of appeals heard	0		

**Catchment Area:** Ely (excluding the area served by Ely St John's School and the Lantern School) including Stuntney, Prickwillow, Chettisham and Queen Adelaide. Please also see Isle of Ely Primary School.

**Oversubscription Criteria:** Please see page 58.

## St Andrew's C of E Primary School

☎ 01353 720345

Sand Street, Soham, Ely, CB7 5AA

School Code	3083		1 <sup>st</sup>	2 <sup>nd</sup>	3rd
School Type	Academy	No. of Preferences received	61	34	33
Age Range	4 – 11	No. of places allocated	60		
PAN	60	Criterion allocated to	4		
No. on roll	482	No. of appeals heard	0		

**Catchment Area:** St Andrew's C of E Primary School services the villages of Wicken, Upware and Padney and Soham town.

### Oversubscription Criteria:

Children who have a statement of special educational needs that names the school will be admitted.

NB. Those children with a statement of special educational needs that does not name the school will be referred to STAR Team to determine an appropriate place

1. Children in care, also known as Looked After Children (LAC), and children who were looked after but ceased to be so by reason of adoption, a resident order or special guardianship order;
2. Children who have a sibling at St Andrew's C of E Primary School at the time of admission;
3. Children living in the villages of Wicken, Upware and Padney and in the area to the south of Soham, known as Downfields<sup>4</sup>;
4. Children living in Soham;
5. Children living outside of the catchment area of the school.

In cases of equal merit in each set of criteria, priority will go to children living nearest the school as measured by a straight line. Please refer to the Glossary of Terms on page 138 for further information.

<sup>4</sup> The Downfields area of Soham is defined as Fordham Road to the south of the mini roundabout where Fordham Road meets Orchard Row, Orchard Row, Centre Road, Mistral Close, Windmill Close, Cornmills Road and Military Road.

## Stretham Primary School

Wood Lane, Stretham, Ely, CB6 3JN

☎ 01353 649271

School Code	2084		1 <sup>st</sup>	2 <sup>nd</sup>	3 <sup>rd</sup>
School Type	Community	No. of Preferences received	15	5	2
Age Range	4 – 11	No. of places allocated	18		
PAN	30	Criterion allocated to	6		
No. on roll	167	No. of appeals heard	0		

Catchment Area: Stretham

Oversubscription Criteria: Please see page 58.

## Sutton C of E Primary School

The Brook, Sutton, Ely, CB6 2PU

☎ 01353 778351

School Code	3052		1 <sup>st</sup>	2 <sup>nd</sup>	3 <sup>rd</sup>
School Type	Voluntary Controlled	No. of Preferences received	52	6	5
Age Range	4 – 11	No. of places allocated	53*		
PAN	45	Criterion allocated to	3		
No. on roll	318	No. of appeals heard	0		

\*Additional places were offered to meet catchment need.

Catchment Area: Sutton

Oversubscription Criteria: Please see page 58.

## Swaffham Bulbeck C of E Primary School

84 High Street, Swaffham Bulbeck, Cambridgeshire, CB25 0LX

☎ 01223 811595

School Code	3037		1 <sup>st</sup>	2 <sup>nd</sup>	3 <sup>rd</sup>
School Type	Voluntary Controlled	No. of Preferences received	14	26	15
Age Range	3 – 11	No. of places allocated	13		
PAN	13	Criterion allocated to	6		
No. on roll	107	No. of appeals heard	1		

Catchment Area: Swaffham Bulbeck

Oversubscription Criteria: Please see page 58.

## Swaffham Prior C of E Primary School

Station Road, Swaffham Prior, Cambridgeshire, CB25 0LG

☎ 01638 741529

School Code	3030		1 <sup>st</sup>	2 <sup>nd</sup>	3 <sup>rd</sup>
School Type	Voluntary Controlled	No. of Preferences received	16	27	11
Age Range	4 – 11	No. of places allocated	17		
PAN	17	Criterion allocated to	6		
No. on roll	118	No. of appeals heard	0		

Catchment Area: Swaffham Prior, Reach, part of Upware Fen

Oversubscription Criteria: Please see page 58.

## Teversham C of E Primary School

☎ 01223 293357

Church Road, Teversham, Cambridge, CB1 9AZ

School Code	3325		1 <sup>st</sup>	2 <sup>nd</sup>	3 <sup>rd</sup>
School Type	Voluntary Aided	No. of Preferences received	14	10	1
Age Range	4 – 11	No. of places allocated	15		
PAN	30	Criterion allocated to	7		
No. on roll	141	No. of appeals heard	0		

**Catchment area:** The school has a catchment area, defined by the Local Authority, but welcome applications from all children, regardless of religious affiliation or residential location. Information about the catchment area is available from the Local Authority or the school.

### Oversubscription Criteria:

Children who have a statement of special educational needs that names the school will be admitted.

NB. Those children with a statement of special educational needs that does not name the school will be referred to STAR Team to determine an appropriate place.

1. Children in Care, also known as Looked After Children (LAC), and children who were looked after but ceased to be so by reason of adoption, a resident order or special guardianship order;
2. Children who live in the catchment area with a sibling at the school at the time of admission;
3. Children who live in the catchment area whose parents worship regularly at a Christian Church
4. Children who live in the catchment area;
5. Children outside the catchment area with a sibling at the school at the time of admission;
6. Children living outside the catchment area whose parents worship regularly at a Christian Church.
7. Children who live nearest the school according to the shortest straight line distance.

**In cases of equal merit priority will go to children living nearest the school by shortest straight line distance. Please refer to the Glossary of Terms on page 138 for further information.**

**Regular worshipping members means at least once a month average attendance.**

**The Governing Body requires a letter from the parent's incumbent or other religious leader for applications under the church criteria. These letters should indicate which of the criteria is met.**

## The Weatheralls Primary School

☎ 01353 720456

Pratt Street, Soham, Ely, CB7 5BH

School Code	2339		1 <sup>st</sup>	2 <sup>nd</sup>	3 <sup>rd</sup>
School Type	Community	No. of Preferences received	68	33	21
Age Range	4 – 11	No. of places allocated	90		
PAN	90	Criterion allocated to	4		
No. on roll	588	No. of appeals heard	0		

**Catchment Area:** The Weatheralls Primary School serves Soham town.

### Oversubscription Criteria:

Children whose statement of special educational needs names the school take priority over all other applicants and will be admitted irrespective of whether there are places available in the year group. Those children with a statement of special educational needs that does not name the school will be referred to Statutory Assessment and Resources (STAR) Team to determine an appropriate place.

1. Children in care, also known as Looked After Children (LAC), and children who were looked after but ceased to be so by reason of adoption, a resident order or special guardianship order;
2. Children who have a sibling at The Weatheralls Primary School at the time of admission;
3. Children living in Soham;
4. Children living outside of the catchment area of the school.

## The Weatheralls Primary School

Continued

In cases of equal merit, priority will go to children living nearest the school as measured by a straight line. The distance, for admissions purposes, is measured using the straight line distance from the reference point of the home to the reference point of the school both as determined by the Ordnance Survey(OS) AddressBase Premium <sup>TM</sup> . These distances are produced by the LA Admissions team for the school. For families who live outside the area covered by the Cambridgeshire mapping system, distances are determined using a combination of local maps and on-line resources.

In the event of (a) two or more children living at the same address point (e.g. children resident in a block of flats) or (b) two addresses measuring the same distance from the school, the ultimate tiebreaker will be random selection, witnessed by the Council officer, independent of the Admissions Team.

## Wilburton C of E Primary School

☎ 01353 740269

Carpond Lane, Wilburton, Ely, CB6 3RJ

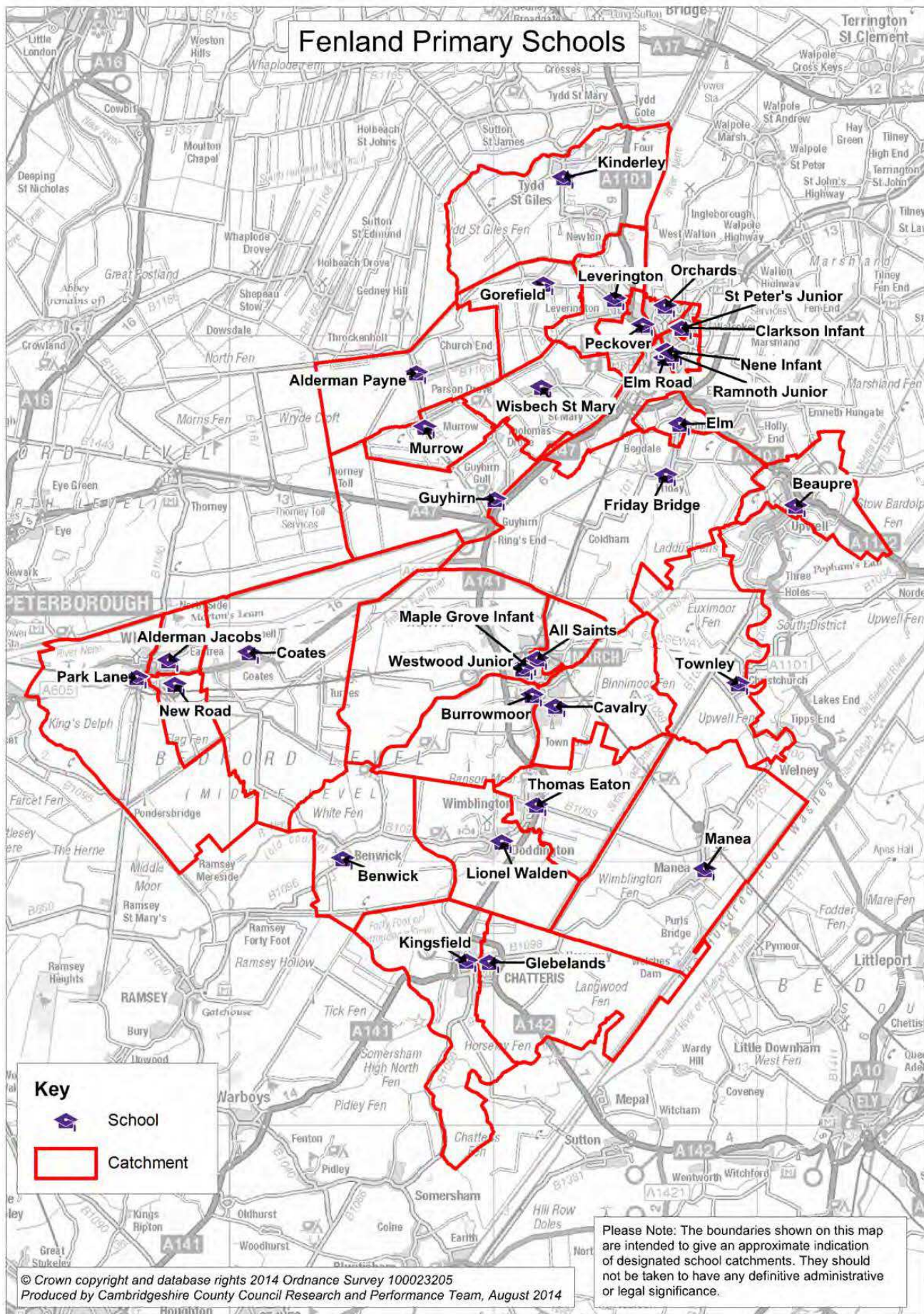
School Code	3054		1 <sup>st</sup>	2 <sup>nd</sup>	3 <sup>rd</sup>
School Type	Voluntary Controlled	No. of Preferences received	19	11	4
Age Range	4 – 11	No. of places allocated	20		
PAN	20	Criterion allocated to	6		
No. on roll	135	No. of appeals heard	1		

**Catchment Area:** Wilburton

**Oversubscription Criteria:** Please see page 58.



# Fenland Primary Schools



# Oversubscription Criteria for Community and Voluntary Controlled schools

## Oversubscription Criteria:

Children who have a statement of special educational needs that names the school will be admitted.

NB. Those children with a statement of special educational needs that does not name the school will be referred to STAR Team to determine an appropriate place.

1. Children in Care, also known as Looked After Children (LAC), and children who were looked after but ceased to be so by reason of adoption, a resident order or special guardianship order;
2. Children living in the catchment area with a sibling at the school at the time of admission;
3. Children living in the catchment area;
4. Children living outside the catchment area who have a sibling at the school at the time of admission;
5. Children living outside the catchment area who have been unable to gain a place at their catchment area school because of oversubscription;
6. Children who live outside the catchment area, but nearest the school as measured by a straight line.

**In cases of equal merit in each set of criteria, priority will go to children living nearest the school as measured by a straight line. Please refer to the Glossary of Terms on page 138 for further information.**

## Alderman Jacobs School

Drybread Road, Whittlesey, PE7 1XJ

☎ 01733 202403

School Code	2087		1 <sup>st</sup>	2 <sup>nd</sup>	3rd
School Type	Academy	No. of Preferences received	66	25	14
Age Range	4 – 11	No. of places allocated	68		
PAN	90	Criterion allocated to	5		
No. on roll	566	No. of appeals heard	0		

**Catchment Area:** The area of Whittlesey bounded by the east side of East Delph, Delph, Orchard Street and Broad Street; the north side of Market Street and Eastgate to Inhams Road; the west side of Inhams Road to Eastrea Road then the north side of Eastrea to Number 311.

## Oversubscription Criteria:

Children who have a statement of special educational needs that names the school take priority over all other applicants and will be admitted irrespective of whether there are places available in the year group.

NB. Those children with a statement of special educational needs that does not name the school will be referred to STAR Team to determine an appropriate place.

1. Children in Care, also known as Looked After Children (LAC), and children who were looked after but ceased to be so by reason of adoption, a resident order or special guardianship order;
2. The child resides in the school's catchment area with a sibling attending the school at time of admission.
3. The child resides in the school's catchment area.
4. The child does not reside in the catchment area for the school but has a sibling attending the school at the time of admission.
5. The child does not reside in the catchment area.

**In cases of equal merit in each set of criteria, priority will go to children living nearest the school as measured by a straight line. Please refer to the Glossary of Terms on page 138 for further information.**

## Alderman Payne Primary School

Main Road, Parson Drove, Wisbech, PE13 4JA

☎ 01945 700275

School Code	2083		1 <sup>st</sup>	2 <sup>nd</sup>	3rd
School Type	Community	No. of Preferences received	12	9	4
Age Range	4 – 11	No. of places allocated	15		
PAN	15	Criterion allocated to	6		
No. on roll	95	No. of appeals heard	0		

**Catchment Area:** Parson Drove village and surrounding area bounded by the Fenland District boundary (Gold Dyke) in the west; the Lincolnshire border up to and including Marshall Bank in the north; Sealey Lane and Highfield Corner in the east; and the parish boundary including Silvers Lane north of the crossroads in the south.

**Oversubscription Criteria:** Please see page 71.

## All Saints Inter Church (RC/CofE) Primary School

County Road, March, PE15 8ND

☎ 01354 659000

School Code	3383		1 <sup>st</sup>	2 <sup>nd</sup>	3rd
School Type	Academy	No. of Preferences received	50	37	18
Age Range	4 – 11	No. of places allocated	30		
PAN	30	Criterion allocated to	8		
No. on roll	220	No. of appeals heard	5		

**Catchment Area:** The area of March bounded by the north side of Creek Rd to its junction with St. John's Rd, north side of St. John's Rd, east side of Station Rd, north side of County Rd, east side of Robin Goodfellow's Lane to Lime Grove to Norwood Rd from the rail crossing to Elm Rd, east side of Elm Rd.

**NB: A Supplementary Information Form must be completed for all those wishing to apply under the school's religious criteria**

### Oversubscription Criteria:

Children who have a statement of special educational needs that names the school will be admitted.

NB. Those children with a statement of special educational needs that does not name the school will be referred to STAR Team to determine an appropriate place.

**A maximum of 15 of the 30 places will be allocated in order of priority under categories 1-6 and the remainder in order of priority under categories 7-10.**

Priority in all categories will be given to

- (i) Children in care, also looked after children (LAC) and children who were looked after but ceased to be so by reason of adoption, resident order or special guardianship order;
- (ii) children with a sibling\* attending the school at the time of admission (the highest number of siblings will take priority).

A sibling is a brother, sister, step-brother, step-sister, adopted or foster child living in the same household. In a tie-break situation, the highest number of siblings at All Saints will determine priority.

In church criteria 1 and 2, priority in a tie-break will go first to:

- Parent(s)/guardian(s) attending church weekly
- Child attending church weekly
- Parent(s)/guardian(s) attending church monthly
- Child attending church monthly
- Grandparents attending church weekly (this category can only be used if parents do not attend)
- Irregular attenders, e.g. Easter and Christmas.



## All Saints Inter Church (RC/CofE) Primary School - Continued

### CHURCH CRITERIA (maximum 15 places) - see notes A & B

1. Baptised children of practising members of the CofE/RC Church with a sibling in the school;
2. Baptised children of practising members of the CofE/RC Church;
3. Children of practising members of Christian denominations whose Church is a member of Churches Together in England (list available on application) with a sibling in the school;
4. Children of practising members of Christian denominations whose Church is a member of Churches Together in England (list available on application);
5. Children whose parents are practising members of other faiths, who wish their children to participate in the ethos and practices of our school with a sibling in the school;
6. Children whose parents are practising members of other faiths, who wish their children to participate in the ethos and practices of our school.

### CATCHMENT CRITERIA (minimum 15 places) - see note C

#### The remainder of available places will be allocated as follows:

7. Children living within the catchment area with a sibling in the school;
8. Children outside the catchment area with a sibling in the school;
9. Children living within the catchment area;
10. Children outside the catchment area.

If applying for admission for a child who has a sibling attending the school, you should be aware that for admission in criteria 1 to 6, current church/faith attendance is necessary.

In criteria 7, 8, 9, 10, priority in a tie-break will go to children living nearest the school by the shortest straight line distance. **Please refer to the Glossary of Terms on page 138 for further information.**

#### Note A:

A confidential reference from the priest, minister or leader of the religious community to confirm frequency of attendance, will be required for consideration under church criteria 1-4. Where relevant, the child's baptism certificate should accompany the application.

#### Note B:

Practising membership under church criteria 1-4 will be determined by frequency of attendance by the person(s), confirmed by a letter from the priest/minister or leader, as defined in the tie-break, firstly weekly, secondly monthly and thirdly for major religious festivals, such as Easter and Christmas.

For criteria 5 and 6, such practice must be in accordance with the usual discipline of that faith.

#### Note C:

The school may lawfully withdraw an offer of a place where a fraudulent or intentionally misleading claim of residency in the catchment area is made and effectively denies a place to a child with a stronger claim. Where a child lives with parents with shared responsibility, each for part of the week, the home address for admission purposes is where the child lives most from Monday to Friday.

## Beaupre Community Primary School

Church Drove, Outwell, Wisbech, PE14 8RH

☎ 01945 772439

School Code	2082		1 <sup>st</sup>	2 <sup>nd</sup>	3rd
School Type	Community	No. of Preferences received	33	6	6
Age Range	4 – 11	No. of places allocated	30		
PAN	30	Criterion allocated to	6		
No. on roll	181	No. of appeals heard	1		

**Catchment Area:** Outwell

**Oversubscription Criteria:** Please see page 71.

## Benwick Primary School

High Street, Benwick, March PE15 0XA

☎ 01354 677266

School Code	2060		1 <sup>st</sup>	2 <sup>nd</sup>	3rd
School Type	Community	No. of Preferences received	11	5	2
Age Range	4 – 11	No. of places allocated	15		
PAN	20	Criterion allocated to	6		
No. on roll	101	No. of appeals heard	0		

**Catchment Area:** Benwick Village and surrounding area including Floods Ferry south of Floods Drain, Parson Land Drove, New World Drove and Dykemoor Drove

**Oversubscription Criteria:** Please see page 71.

## Burrowmoor Primary School

Burrowmoor Road, March PE15 9RP

☎ 01354 652330

School Code	2076		1 <sup>st</sup>	2 <sup>nd</sup>	3rd
School Type	Academy	No. of Preferences received	46	36	24
Age Range	4 – 11	No. of places allocated	53		
PAN	60	Criterion allocated to	6		
No. on roll	448	No. of appeals heard	0		

**Catchment Area:** The area of March south of River Nene, west of B1101 and north of Floods Drain, including Ferry Road and Ransonmoor Road

**Oversubscription Criteria:**

Children who have a statement of special educational needs that names the school will be admitted. NB. Those children with a statement of special educational needs that does not name the school will be referred to STAR Team to determine an appropriate place.

1. Children in Care, also known as Looked After Children (LAC), and children who were looked after but ceased to be so by reason of adoption, a resident order or special guardianship order;
2. Children living in the catchment area with a sibling at the school at the time of admission.
3. Children living in the catchment area.
4. Children living outside the catchment area who have a sibling at the school at the time of admission.
5. Children living outside the catchment area who have been unable to gain a place at their catchment area school because of oversubscription.
6. Children who live outside the catchment area, but nearest the school as measured by a straight line.

**In cases of equal merit in each set of criteria, priority will go to children living nearest the school as measured by a straight line. Please refer to the Glossary of Terms on page 138 for further information.**

## Cavalry Primary School

Cavalry Drive, March PE15 9EQ

☎ 01354 652814

School Code	2206		1 <sup>st</sup>	2 <sup>nd</sup>	3rd
School Type	Community	No. of Preferences received	65	33	19
Age Range	4 – 11	No. of places allocated	60		
PAN	60	Criterion allocated to	6		
No. on roll	379	No. of appeals heard	2		

**Catchment Area:** The area of March south of River Nene, east of B1101 including Coleseed Road, Rodhams Road, Bedlam Road and Hook Road but not including Hook.

**Oversubscription Criteria:** Please see page 71.

## Clarkson Infant School

Trafford Road, Wisbech, PE13 2ES

☎ 01945 584867

School Code	2091		1 <sup>st</sup>	2 <sup>nd</sup>	3rd
School Type	Community	No. of Preferences received	66	27	15
Age Range	4 – 7	No. of places allocated	70*		
PAN	60	Criterion allocated to	6		
No. on roll	251	No. of appeals heard	0		

\* Extra places were offered to meet local need.

**Catchment Area:** That area of Wisbech enclosed by but not including Clarkson Avenue in the south; Lynn Rd even numbers from 100 upwards to the Norfolk border in the west and north; and by the Norfolk border to and including Chapnall Rd and roads leading off; Stow Rd numbers 1-80; and roads north of Staithe Rd but not including Staithe Rd.

**Oversubscription Criteria:** Please see page 71.

## Coates Primary School

The Fold, Coates, Whittlesey, PE7 2BP

☎ 01733 840527

School Code	2065		1 <sup>st</sup>	2 <sup>nd</sup>	3rd
School Type	Community	No. of Preferences received	18	3	3
Age Range	4 – 11	No. of places allocated	18		
PAN	30	Criterion allocated to	6		
No. on roll	155	No. of appeals heard	0		

**Catchment Area:** Coates and Eastrea villages and the surrounding area, east to Goosetree Estate, north of the 20' river, south to the river Nene, and west to 384 Eastrea Road, Whittlesey. Turves village and the surrounding area including Plantation Farm (Benwick) Angle Bridge, Cock Bank, Burnt House Drove, Quakers Drove, Beggars Bridge Farm and Duncombes Road (south of the 20' river)

**Oversubscription Criteria:** Please see page 71.

## Elm C of E Primary School

Main Road, Elm, Wisbech, PE14 0AG

☎ 01945 860295

<b>School Code</b>	<b>3046</b>		<b>1<sup>st</sup></b>	<b>2<sup>nd</sup></b>	<b>3rd</b>
<b>School Type</b>	<b>Voluntary Controlled</b>	<b>No. of Preferences received</b>	<b>32</b>	<b>19</b>	<b>6</b>
<b>Age Range</b>	<b>4 – 11</b>	<b>No. of places allocated</b>	<b>30</b>		
<b>PAN</b>	<b>30</b>	<b>Criterion allocated to</b>	<b>6</b>		
<b>No. on roll</b>	<b>209</b>	<b>No. of appeals heard</b>	<b>2</b>		

**Catchment Area:** Elm village and surrounding area bounded by the county border in the east, the A47 Wisbech bypass in the north (excluding the New Bridge Lane Caravan site) to the rail crossing, the railway in the west, in the south of the Elm parish boundary including Begdale.

**Oversubscription Criteria:** Please see page 71.

## Elm Road Primary School

Elm Road, Wisbech, PE13 2TB

☎ 01945 584591

<b>School Code</b>	<b>2092</b>		<b>1<sup>st</sup></b>	<b>2<sup>nd</sup></b>	<b>3rd</b>
<b>School Type</b>	<b>Community</b>	<b>No. of Preferences received</b>	<b>43</b>	<b>34</b>	<b>20</b>
<b>Age Range</b>	<b>4 – 11</b>	<b>No. of places allocated</b>	<b>30</b>		
<b>PAN</b>	<b>30</b>	<b>Criterion allocated to</b>	<b>4</b>		
<b>No. on roll</b>	<b>241</b>	<b>No. of appeals heard</b>	<b>2</b>		

**Catchment Area:** The area of Wisbech east of the River Nene bounded to the north by Freedom Bridge and Churchill Road, to the east by the western side of Churchill Road and Elm High Road to the Norfolk border and including Elm Low Road to the junction of Low Road, Elm the north end of Halfpenny Lane, Newbridge Lane, Redmoor Lane (west end), Broad Drove, Crooked Bank, Chalk Lane and Nettle Bank.

**Oversubscription Criteria:** Please see page 71.

## Friday Bridge Primary School

Maltmas Drove, Friday Bridge, Wisbech, PE14 0HW

☎ 01945 860220

<b>School Code</b>	<b>2068</b>		<b>1<sup>st</sup></b>	<b>2<sup>nd</sup></b>	<b>3rd</b>
<b>School Type</b>	<b>Community</b>	<b>No. of Preferences received</b>	<b>12</b>	<b>6</b>	<b>3</b>
<b>Age Range</b>	<b>4 – 11</b>	<b>No. of places allocated</b>	<b>13</b>		
<b>PAN</b>	<b>17</b>	<b>Criterion allocated to</b>	<b>6</b>		
<b>No. on roll</b>	<b>102</b>	<b>No. of appeals heard</b>	<b>0</b>		

**Catchment Area:** Friday Bridge village, and surrounding area including; Chain Bridge north of Gravel House; Coldham; Stags Holt; Laddus Drove; Needham Bank Jew House Cottages (Belt Drove); Long Drove; Waldersea and Fridaybridge Road North to Back Road.

**Oversubscription Criteria:** Please see page 71.

## Glebelands Primary School

Farriers Gate, Chatteris, PE16 6EZ

☎ 01354 695915

<b>School Code</b>	<b>2448</b>		<b>1<sup>st</sup></b>	<b>2<sup>nd</sup></b>	<b>3<sup>rd</sup></b>
<b>School Type</b>	<b>Community</b>	<b>No. of Preferences received</b>	<b>58</b>	<b>26</b>	<b>2</b>
<b>Age Range</b>	<b>4 – 11</b>	<b>No. of places allocated</b>	<b>58</b>		
<b>PAN</b>	<b>60</b>	<b>Criterion allocated to</b>	<b>6</b>		
<b>No. on roll</b>	<b>399</b>	<b>No. of appeals heard</b>	<b>0</b>		

**Catchment Area:** The east side of Chatteris to include New Road and all distributor roads to its junction with High Street, east side of High Street south of New Road to the fork of Wood Street/Wenny Road, Wenny Road, Wenny Estate and Cricketers Way Estate.

**Oversubscription Criteria:** Please see page 71.

## Gorefield Primary School

69 High Road, Gorefield, Wisbech, PE13 4NB

☎ 01945 870321

<b>School Code</b>	<b>2069</b>		<b>1<sup>st</sup></b>	<b>2<sup>nd</sup></b>	<b>3<sup>rd</sup></b>
<b>School Type</b>	<b>Community</b>	<b>No. of Preferences received</b>	<b>17</b>	<b>8</b>	<b>5</b>
<b>Age Range</b>	<b>4 – 11</b>	<b>No. of places allocated</b>	<b>17</b>		
<b>PAN</b>	<b>17</b>	<b>Criterion allocated to</b>	<b>6</b>		
<b>No. on roll</b>	<b>112</b>	<b>No. of appeals heard</b>	<b>0</b>		

**Catchment Area:** Gorefield village and surrounding area north to North Level Main Drain and Fitton End; west to include Harold Bridge and as far but not including Seeley's Lane; south to but not including Leverington Common; east to but not including Mays Lane.

**Oversubscription Criteria:** Please see page 71.

## Guyhirn C of E Primary School

High Road, Guyhirn, Wisbech, PE13 4ED

☎ 01945 450247

<b>School Code</b>	<b>3056</b>		<b>1<sup>st</sup></b>	<b>2<sup>nd</sup></b>	<b>3<sup>rd</sup></b>
<b>School Type</b>	<b>Voluntary Controlled</b>	<b>Number of Preferences received</b>	<b>8</b>	<b>1</b>	<b>4</b>
<b>Age Range</b>	<b>4 – 11</b>	<b>Number of places allocated</b>	<b>11</b>		
<b>PAN</b>	<b>12</b>	<b>Criterion allocated to</b>	<b>6</b>		
<b>No. on roll</b>	<b>73</b>	<b>Number of appeals heard</b>	<b>0</b>		

**Catchment Area:** Guyhirn village and the surrounding area including Thorney Toll, Turf Fen Caravan Site, Bishops Lands Drove, Gull Drove, Plash Drove, Folly's Drove, Tholomas Drove, Mouth (Mouse) Land, North Brink to Cold Harbour Corner, Rings End, Black Drove and Nene Way up to but not including Cold Harbour Corner.

**Oversubscription Criteria:** Please see page 71.

## Kinderley Primary School

Church Lane, Tydd St Giles, Wisbech, PE13 5LG

☎ 01945 870374

School Code	2331		1 <sup>st</sup>	2 <sup>nd</sup>	3rd
School Type	Community	No. of Preferences received	5	1	1
Age Range	4 – 11	No. of places allocated	7		
PAN	13	Criterion allocated to	6		
No. on roll	67	No. of appeals heard	0		

**Catchment Area:** Tydd St Giles village and the surrounding area bounded by the Lincolnshire border to the west and north and by the North Level Main Drain to the south and east. Newton village and the surrounding area bounded in the west by Block Drove; in the north by the North Level Main Drain to the Lincolnshire and Norfolk borders; and in the south by, and including Ferry Lane, Sutton Road, to and including Littler Ramper and thereafter south to, but not including, Fitton End. The catchment area also includes Foul Anchor, Four Gotes and Fenland area of Tydd Gote.

**Oversubscription Criteria:** Please see page 71.

## Kingsfield Primary School

Burnsfield Street, Chatteris, PE16 6ET

☎ 01354 692323

School Code	2003		1 <sup>st</sup>	2 <sup>nd</sup>	3rd
School Type	Academy	No. of Preferences received	57	17	3
Age Range	4 – 11	No. of places allocated	59		
PAN	60	Criterion allocated to	6		
No. on roll	392	No. of appeals heard	1		

**Catchment Area:** The west side of Chatteris to include High Street and all distributor roads north of its junction with New Road; west side of High Street south of New Road to fork of Wood Street/Wenny Road; Wood Street and all development to the west of it.

### Oversubscription Criteria:

Children who have a statement of special educational needs that names the school will be admitted.

NB. Those children with a statement of special educational needs that does not name the school will be referred to STAR Team to determine an appropriate place.

1. Children in Care, also known as Looked After Children (LAC), and children who were looked after but ceased to be so by reason of adoption, a resident order or special guardianship order;
2. Children living in the catchment area with a sibling at the school at the time of admission.
3. Children living in the catchment area.
4. Children living outside the catchment area who have a sibling at the school at the time of admission.
5. Children living outside the catchment area who have been unable to gain a place at their catchment area school because of oversubscription.
6. Children who live outside the catchment area, but nearest the school as measured by a straight line.

**In cases of equal merit in each set of criteria, priority will go to children living nearest the school as measured by a straight line. Please refer to the Glossary of Terms on page 138 for further information.**

## Leverington Primary Academy

104 Church Road, Leverington, Wisbech, PE13 5DE

☎ 01945 584915

School Code	2072		1 <sup>st</sup>	2 <sup>nd</sup>	3rd
School Type	Academy	No. of Preferences received	49	23	3
Age Range	4 – 11	No. of places allocated	30		
PAN	30	Criterion allocated to	4		
No. on roll	212	No. of appeals heard	1		

**Catchment Area:** Leverington village and the surrounding area bounded by a line following but excluding Little Dowgate from Dowgate Road to Sutton Road, north along but excluding Sutton Road to Parson Drove Lane, east to the River Nene, north to the south side of Ferry Lane, west along, but excluding Ferry Lane, west to exclude Little Ramper, south along and to include Roman Bank to its junction with Fitton End, west to exclude Fitton End Road, south to exclude Park Lane, south to include May's Lane, west to include Leverington Common as far as Barretts Bridge, south east to exclude Panswell Lane but to include Gadds Lane, north east to Dowgate Road at the junction with Little Dowgate.

### Oversubscription Criteria:

Children who have a statement of special educational needs that names the school will be admitted.

NB. Those children with a statement of special educational needs that does not name the school will be referred to STAR Team to determine an appropriate place.

1. Children in Care, also known as Looked After Children (LAC), and children who were looked after but ceased to be so by reason of adoption, a resident order or special guardianship order;
2. Children living in the catchment area with a sibling at the school at the time of admission.
3. Children living in the catchment area.
4. Children living outside the catchment area who have a sibling at the school at the time of admission.
5. Children living outside the catchment area who have been unable to gain a place at their catchment area school because of oversubscription.
6. Children who live outside the catchment area, but nearest the school as measured by a straight line.

In cases of equal merit in each set of criteria, priority will go to children living nearest the school as measured by a straight line. Please refer to the Glossary of Terms on page 138 for further information.

## Lionel Walden Primary School

High Street, Doddington, March, PE15 0TF

☎ 01354 740405

School Code	2066		1 <sup>st</sup>	2 <sup>nd</sup>	3rd
School Type	Community	No. of Preferences received	34	14	8
Age Range	4 – 11	No. of places allocated	30		
PAN	30	Criterion allocated to	6		
No. on roll	232	No. of appeals heard	1		

**Catchment Area:** Doddington village and the surrounding area including Carters Bridge, Primrose Hill, Benwick Road, School Lane, Brickmakers Arms Lane and bounded on the south by the 40' Bank on the east by the 16' Bank.

**Oversubscription Criteria:** Please see page 71.

## Manea Community Primary School

☎ 01354 680293

Station Road, Manea, March, PE15 0HA

School Code	2075		1 <sup>st</sup>	2 <sup>nd</sup>	3 <sup>rd</sup>
School Type	Community	No. of Preferences received	22	1	4
Age Range	4 – 11	No. of places allocated	24		
PAN	25	Criterion allocated to	6		
No. on roll	163	No. of appeals heard	0		

**Catchment Area:** Manea village and the surrounding area east of the 16' Bank and north of the 40' Bank to the Manea Fifties in the north and the Fenland District boundary in the east

**Oversubscription Criteria:** Please see page 71.

## Murrow Primary School

☎ 01945 700357

Murrow Bank, Murrow, Wisbech, PE13 4HD

School Code	2080		1 <sup>st</sup>	2 <sup>nd</sup>	3 <sup>rd</sup>
School Type	Academy	No. of Preferences received	11	8	4
Age Range	4 – 11	No. of places allocated	15		
PAN	15	Criterion allocated to	6		
No. on roll	92	No. of appeals heard	0		

**Catchment Area:** Murrow village and the surrounding area; bounded in the East by Seadyke Road but including Murrow Lane to the junction with Tholomas Drove; in the south by and including Cants Drove; in the west by but not including Bishops Land Drove and Long Drove (Parsons Drove Fen); in the north by the Parsons Drove village boundary excluding Silver Lane north of the Pigeons crossroads.

### Oversubscription Criteria:

Children who have a statement of special educational needs that names the school will be admitted.

NB. Those children with a statement of special educational needs that does not name the school will be referred to STAR Team to determine an appropriate place.

1. Children in Care, also known as Looked After Children (LAC), and children who were looked after but ceased to be so by reason of adoption, a resident order or special guardianship order;
2. Children living in the catchment area with a sibling at the school at the time of admission.
3. Children living in the catchment area.
4. Children living outside the catchment area who have a sibling at the school at the time of admission.
5. Children living outside the catchment area who have been unable to gain a place at their catchment area school because of oversubscription.
6. Children who live outside the catchment area, but nearest the school as measured by a straight line.

**In cases of equal merit in each set of criteria, priority will go to children living nearest the school as measured by a straight line. Please refer to the Glossary of Terms on page 138 for further information.**



## Nene Infant and Nursery School

Norwich Road, Wisbech, PE13 2AP

☎ 01945 583907

School Code	2093		1 <sup>st</sup>	2 <sup>nd</sup>	3rd
School Type	Academy	No. of Preferences received	51	30	10
Age Range	4 – 7	No. of places allocated	59		
PAN	60	Criterion allocated to	6		
No. on roll	179	No. of appeals heard	3		

**Catchment Area:** That area of Wisbech enclosed in the west by the east side of Churchill Road and Elm High Road; in the south and east by the Norfolk border, and in the north Lynn Road odd numbers to 96, to the junction of Clarkson Avenue; Clarkson Avenue, Staithe Road and Stow Road numbers 81 and upwards.

### Oversubscription Criteria:

Children who have a statement of special educational needs that names the school will be admitted.

NB. Those children with a statement of special educational needs that does not name the school will be referred to STAR Team to determine an appropriate place.

1. Children in Care, also known as Looked After Children (LAC), and children who were looked after but ceased to be so by reason of adoption, a resident order or special guardianship order;
2. Children living in the catchment area with a sibling at the school (or partner junior school) at the time of admission.
3. Children living in the catchment area.
4. Children living outside the catchment area who have a sibling at the school (or partner junior school) at the time of admission.
5. Children living outside the catchment area who have been unable to gain a place at their catchment area school because of oversubscription.
6. Children who live outside the catchment area, but nearest the school as measured by a straight line.
- 7.

**In cases of equal merit in each set of criteria, priority will go to children living nearest the school as measured by a straight line. Please refer to the Glossary of Terms on page 138 for further information.**

## New Road Primary School

New Road, Whittlesey, PE7 1SZ

☎ 01733 204422

School Code	2088		1 <sup>st</sup>	2 <sup>nd</sup>	3rd
School Type	Academy	No. of Preferences received	12	11	20
Age Range	4 – 11	No. of places allocated	13		
PAN	20	Criterion allocated to	6		
No. on roll	92	No. of appeals heard	0		

**Catchment Area:** That area of Whittlesey bounded by the south side of Eastrea Road to the junction of Inhams Road; the east side of Inhams Road to the junction with Eastgate; the south side of Eastgate and Market Street; and east of a line drawn south from but not including St Mary's Street and Turners Lane to Flag Fen in the south

### Oversubscription Criteria:

Children who have a statement of special educational needs that names the school will be admitted.

NB. Those children with a statement of special educational needs that does not name the school will be referred to STAR Team to determine an appropriate place.

1. Children in Care, also known as Looked After Children (LAC), and children who were looked after but ceased to be so by reason of adoption, a resident order or special guardianship order;
2. Children living in the catchment area with a sibling at the school at the time of admission.
3. Children living in the catchment area.
4. Children living outside the catchment area who have a sibling at the school at the time of admission.
5. Children living outside the catchment area who have been unable to gain a place at their catchment area school because of oversubscription.
6. Children who live outside the catchment area, but nearest the school as measured by a straight line.

**In cases of equal merit in each set of criteria, priority will go to children living nearest the school as measured by a straight line. Please refer to the Glossary of Terms on page 138 for further information.**

## Orchards C of E Primary School

Cherry Road, Wisbech, PE13 3NP

☎ 01945 583799

School Code	3885		1 <sup>st</sup>	2 <sup>nd</sup>	3rd
School Type	Voluntary Controlled	No. of Preferences received	43	15	5
Age Range	4 – 11	No. of places allocated	48		
PAN	60	Criterion allocated to	6		
No. on roll	473	No. of appeals heard	0		

**Catchment Area:** The area of Wisbech enclosed by River Nene in the west; Lynn Road odd numbers to county boundary in the south and east; and the Norfolk boundary in the north.

**Oversubscription Criteria:** Please see page 71.

## The Park Lane Primary and Nursery School

Park Lane, Whittlesey, PE7 1JB

☎ 01733 203433

School Code	5201		1 <sup>st</sup>	2 <sup>nd</sup>	3rd
School Type	Academy	No. of Preferences received	61	35	4
Age Range	3 – 11	No. of places allocated	60		
PAN	60	Criterion allocated to	5		
No. on roll	473	No. of appeals heard	1		

**Catchment Area:** Comprising the West of Whittlesey bordered by the west side of East Delph, Orchard Street, Broad Street, the south side of Market Street up to, and included, St Mary's Street. This also includes Pondersbridge as far south as the river and King's Dyke as far as Horsey Toll.

### Oversubscription Criteria:

Children who have a statement of special educational needs that names the school will be admitted.

NB. Those children with a statement of special educational needs that does not name the school will be referred to STAR Team to determine an appropriate place.

1. Children in Care, also Looked After Children (LAC), and children who were looked after but ceased to be so by reason of adoption, a resident order or special guardianship order;
2. The child resides in the Park Lane Catchment Area with a sibling attending the school at time of admission
3. The child resides in the Park Lane Catchment Area.
4. The child does not reside in the Park Lane Catchment area but has a sibling attending the school at the time of admission.
5. The child does not reside in the Catchment Area.

**In cases of equal merit in each set of criteria, priority will go to children living nearest the school as measured by a straight line. Please refer to the Glossary of Terms on page 138 for further information.**

## Peckover Primary School

Leverington Road, Wisbech, PE13 1PJ

☎ 01945 584741

School Code	2094		1 <sup>st</sup>	2 <sup>nd</sup>	3rd
School Type	Academy	No. of Preferences received	34	26	16
Age Range	4 – 11	No. of allocated places	47		
PAN	60	Criterion allocated to	6		
No. on roll	352	No. of appeals heard	0		

**Catchment Area:** The area of Wisbech enclosed by River Nene in the east; by Mile Tree Lane in the south; by Barton Road, Gadds Lane and Leverington Road in the west (but not including either Barton Road from Panswell Lane to Gadds Lane or Gadds Lane north of the old Borough boundary of Leverington Common west of the Rising Sun, or Dowgate Road from east of the Rising Sun to the junction of Little Dowgate), Dowgate Road up to and including Little Dowgate, and Sutton Road up to and south of a line drawn from the junction of Parson Drove Lane to River Nene in the north.

**Oversubscription Criteria:**

Children who have a statement of special educational needs that names the school will be admitted.

NB. Those children with a statement of special educational needs that does not name the school will be referred to STAR Team to determine an appropriate place.

1. Children in Care, also known as Looked after Children (LAC), and children who were looked after but ceased to be so by reason of adoption, a resident order or special guardianship order;
2. Children living in the catchment area with a sibling at the school at the time of admission.
3. Children of staff where that member of staff has been employed at the school for two or more years at the time at which the application for admission to the school is made, and/or the member of staff is recruited to fill a vacant post for which there is a demonstrable skill shortage in the area.
4. Children living in the catchment area;
5. Children living outside the catchment area who have a sibling at the school at the time of admission.
6. Others.

**In cases of equal merit in each set of criteria, priority will go to children living nearest the school as measured by a straight line. Please refer to the Glossary of Terms on page 138 for further information.**

**Ramnoth Junior School**

Ramnoth Road, Wisbech, PE13 2JB

☎ 01945 583690

<b>School Code</b>	<b>2095</b>		<b>1<sup>st</sup></b>	<b>2<sup>nd</sup></b>	<b>3rd</b>
<b>School Type</b>	<b>Academy</b>	<b>No. of Preferences received</b>	<b>43</b>	<b>5</b>	<b>1</b>
<b>Age Range</b>	<b>7 – 11</b>	<b>No. of places allocated</b>	<b>47</b>		
<b>PAN</b>	<b>64</b>	<b>Criterion allocated to</b>	<b>8</b>		
<b>No. on roll</b>	<b>219</b>	<b>No. of appeals heard</b>	<b>0</b>		

**Catchment Area:** The area of Wisbech enclosed in the west by the east side of Churchill Road and Elm High Road; in the south and east by the Norfolk border; and in the north odd numbers up to 96 Lynn Road to the junction of Clarkson Avenue, Staithe Road and Stow Road numbers 81 upwards.

**Oversubscription Criteria:**

Children who have a statement of special educational needs that names the school will be admitted.

NB. Those children with a statement of special educational needs that does not name the school will be referred to STAR Team to determine an appropriate place.

1. Children in Care, also known as Looked After Children (LAC), and children who were looked after but ceased to be so by reason of adoption, a resident order or special guardianship order;
2. Children who live in the catchment area, attend the partner infant school and who have a sibling at the school (or partner infant school) at the time of admission.
3. Children who live in the catchment area who have a sibling at the school (or partner infant school) at the time of admission.
4. Children who live in the catchment area and who attend the partner infant school.
5. Children living in the catchment area.
6. Children who live outside the catchment area, but attend the partner infant school and have a sibling at the school (or partner infant school) at the time of admission.
7. Children who live outside the catchment area, but have a sibling at the school (or partner infant school) at the time of admission.
8. Children who live outside the catchment area, but who attend the partner infant school.
9. Children who live outside the catchment area and who have been unable to gain a place at their catchment area school because of oversubscription.
10. Children who live outside the catchment area, but nearest the school as measured by a straight line.

**In cases of equal merit in each set of criteria, priority will go to children living nearest the school as measured by a straight line. Please refer to the Glossary of Terms on page 138 for further information.**

## St Peter's C of E Junior School

Trafford Road, Wisbech, PE13 2ES

☎ 01945 583570

School Code	3365		1 <sup>st</sup>	2 <sup>nd</sup>	3 <sup>rd</sup>
School Type	Academy	No. of Preferences received	54	4	2
Age Range	7 – 11	No. of places allocated	58		
PAN	70	Criterion allocated to	7		
No. on roll	238	No. of appeals heard	0		

**Catchment Area:** The area of Wisbech enclosed by but not including Clarkson Avenue in the south: Lynn Road, even numbers 100 and above to the Norfolk border in the west and north; and by the Norfolk border to and including Chapnall Road and roads leading off: Stow Road numbers 1–80; and the roads north of Staithe Road but not including Staithe Road and by agreement the school also serves the north side of East Walsoken.

### Oversubscription Criteria:

Children who have a statement of special educational needs that names the school will be admitted.  
NB. Those children with a statement of special educational needs that does not name the school will be referred to STAR Team to determine an appropriate place.

1. Children in Care, also Looked After Children (LAC), and children who were looked after but ceased to be so by reason of adoption, a resident order or special guardianship order;
2. Children of regular worshippers of the Church of England who live in the catchment area **The Governors would need a letter of confirmation from the incumbent that the applicant is a regular worshipper.**
3. Children living in the catchment area with a sibling at the school (or a partner infant school) at the time of admission;
4. Children living in the catchment area;
5. Children living outside the catchment area who have a sibling at the school (or a partner infant school) at the time of admission;
6. Children living outside the catchment area who have been unable to gain a place at their catchment area school because of over subscription;
7. Children living outside the catchment area, but nearest the school according to the shortest straight line distance.

In cases of equal merit priority will go to children living nearest the school by shortest straight line distance. Please refer to the Glossary of Terms on page 138 for further information.

## Thomas Eaton Primary School

Church Street, Wimblington, March, PE15 0QS

☎ 01354 740392

School Code	2090		1 <sup>st</sup>	2 <sup>nd</sup>	3 <sup>rd</sup>
School Type	Community	No. of Preferences received	19	9	5
Age Range	4 – 11	No. of places allocated	28		
PAN	30	Criterion allocated to	6		
No. on roll	158	No. of appeals heard	0		

**Catchment Area:** Wimblington village and the surrounding area including Stonea, Hook, Latches Fen, Common Drove, Block Fen Drove, March Road, Blue Lane and Doddington Road

**Oversubscription Criteria:** Please see page 71.

## Townley Primary School

Crown Road, Christchurch, Wisbech, PE14 9NA

☎ 01354 638229

School Code	2064		1 <sup>st</sup>	2 <sup>nd</sup>	3 <sup>rd</sup>
School Type	Community	No. of Preferences received	15	0	2
Age Range	4 – 11	No. of places allocated	12		
PAN	12	Criterion allocated to	4		
No. on roll	79	No. of appeals heard	0		

**Catchment Area:** Christchurch village and the surrounding area north to Euximoor Fen and Pophams Eau; south to Upwell Fen, including Well Fen Farm, Exmoor Grange and the 16 Foot Bank south to Bedlam Bridge and east to the Fenland District boundary.

**Oversubscription Criteria:** Please see page 71.

## Westwood Community Primary School

Maple Grove, March, PE15 8JT

☎ 01354 653033

School Code	2079		1 <sup>st</sup>	2 <sup>nd</sup>	3 <sup>rd</sup>
School Type	Community	No. of Preferences received	95	32	19
Age Range	4-11	No. of places allocated	103*		
PAN	120	Criterion allocated to	6		
No. on roll		No. of appeals heard	3 for Maple Grove Infants		
Maple Grove	255		0 for Westwood Junior		
Westwood Junior	349				

This is an amalgamation of Maple Grove Infant School and Westwood Junior School. Data given is for the first year of entry (i.e. Maple Grove data).

\* Additional places were offered in Reception to meet local need. The PAN was 90 for September 2015 entry.

**Catchment Area:** River Nene along the railway line to Creek Road, south of Creek Road to its junction with St John's Road, the south of side of St John's Road, west side of Station Road, the south side of County Road, the west side of Robin Goodfellow's Lane, the west side of Lime Grove, to the north side of Norwood Road from the rail crossing to the west side of Elm Road to the Twenty Food Road (not including Chain Bridge north from Gravel House); south along the Twenty Food Road to Hobbs Lot including Graysmoor Cottages and on the West Fen from Infields Farm, Australia Farm in Whitemoor to the west.

**Oversubscription Criteria:** Please see page 71.

## Wisbech St Mary C of E Primary School

Church Road, Wisbech St Mary, Wisbech, PE13 4RJ

☎ 01945 410312

School Code	3363		1 <sup>st</sup>	2 <sup>nd</sup>	3rd
School Type	Voluntary Aided	No. of Preferences received	14	6	13
Age Range	4 – 11	No. of places allocated	15		
PAN	20	Criterion allocated to	5		
No. on roll	163	No. of appeals heard	0		

**Catchment Area:** Wisbech St Mary village and the surrounding area bounded in the north by but not including Mile Tree Lane, Barton Road to the junction with Gadds Lane and Panswell Lane to Barrets Bridge, including Bartons Farm. From Barrets Bridge along White Engine Drain including Highside Road, Seadyke Bank to the junction with Murrow Lane. In the south, bounded by, but not including Mouse (Mouth) Lane, but including the northern end of Gaul Drove and Bunkers Hill. In the east by the River Nene from Cold Harbour Lane to Mile Tree Lane.

### Oversubscription Criteria:

Children who have a statement of special educational needs that names the school will be admitted.

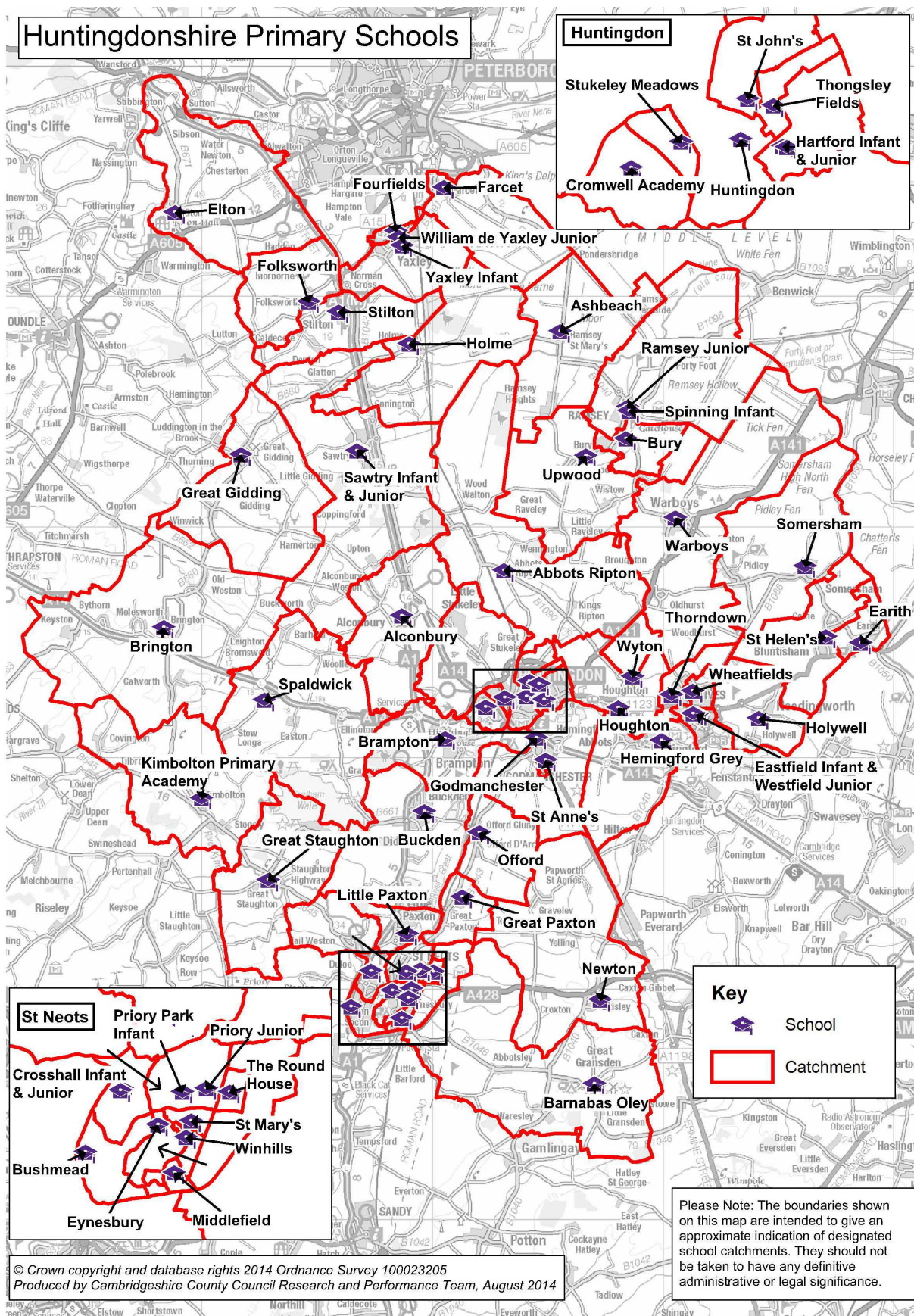
NB. Those children with a statement of special educational needs that does not name the school will be referred to STAR Team to determine an appropriate place.

1. Children in Care, also known as Looked After Children (LAC), and children who were looked after but ceased to be so by reason of adoption, a resident order or special guardianship order;
2. Children living in the catchment area<sup>1</sup> with a sibling at the school<sup>2</sup> at the time of admission; **for definitions of measurement please see the glossary of terms in the County Admissions booklet.**
3. Children living in the catchment area;
4. Children living outside the catchment area who have a sibling at the school at the time of admission.
5. Children living outside the catchment area, but nearest the school according to the shortest straight line distance.

**In cases of equal merit priority will go to children living nearest the school by shortest straight line distance. Please refer to the Glossary of Terms on page 138 for further information.**

1. The home address is defined as the address of the adult with parental responsibility with whom the child normally lives and which applies at the time of application.
2. A sibling is defined as another child of compulsory school age living in the same family home.





## Oversubscription Criteria for Community and Voluntary Controlled schools

### Oversubscription Criteria:

Children who have a statement of special educational needs that names the school will be admitted.

NB. Those children with a statement of special educational needs that does not name the school will be referred to STAR Team to determine an appropriate place.

1. Children in Care, also known as Looked After Children (LAC), and children who were looked after but ceased to be so by reason of adoption, a resident order or special guardianship order;
2. Children living in the catchment area with a sibling at the school at the time of admission;
3. Children living in the catchment area;
4. Children living outside the catchment area who have a sibling at the school at the time of admission;
5. Children living outside the catchment area who have been unable to gain a place at their catchment area school because of oversubscription;
6. Children who live outside the catchment area, but nearest the school as measured by a straight line.

In cases of equal merit in each set of criteria, priority will go to children living nearest the school as measured by a straight line. Please refer to the Glossary of Terms on page 138 for further information.

### Abbots Ripton C of E Primary School

Wennington Road, Abbots Ripton, Huntingdon, PE28 2LT

☎ 01487 773318

School Code	3373		1 <sup>st</sup>	2 <sup>nd</sup>	3rd
School Type	Voluntary Aided	No. of Preferences received	11	7	4
Age Range	4 – 11	No. of places allocated	16		
PAN	17	Criterion allocated to	7		
No. on roll	92	No. of appeals heard	0		

**Catchment Area:** Wennington, Kings Ripton, Broughton, Abbots Ripton, Wood Walton

### Oversubscription Criteria:

Children who have a statement of special educational needs that names the school will be admitted.

NB. Those children with a statement of special educational needs that does not name the school will be referred to STAR Team to determine an appropriate place.

1. Children in Care, also Looked After Children (LAC), and children who were looked after but ceased to be so by reason of adoption, a resident order or special guardianship order;
2. Children living in the school's catchment area with a sibling (children living in the same home) at the school at the time of admission.
3. Children living in the catchment area who are applying on religious grounds (and whose application is supported by a letter from the leader of the religious community attended by the family.) Applications are welcomed from parents/guardians of children who are members of all churches affiliated to Churches Together in Britain and Ireland. The parents/guardians must be members of the church who practice in accordance with its normal discipline and normally at least monthly.
4. Children living in the catchment area.
5. Children living outside the catchment area with a sibling (children living in the same home) at the school at the time of admission.
6. Children living outside the catchment area who are applying on religious grounds (and whose application is supported by a letter from the leader of the religious community attended by the family.) Applications are welcomed from parents/guardians of children who are members of all churches affiliated to Churches Together in Britain and Ireland. The parents/guardians must be members of the church who practice in accordance with its normal discipline and normally at least monthly.
7. Children living outside the catchment area.

In cases of equal merit priority will go first to looked after children and then to children living nearest the school by shortest straight line distance. Please refer to the Glossary of Terms on page 138 for further information.



## Alconbury C of E Primary School

School Lane, Alconbury, Huntingdon, PE28 4EQ

☎ 01480 890341

School Code	3061		1 <sup>st</sup>	2 <sup>nd</sup>	3rd
School Type	Voluntary Controlled	No. of Preferences received	32	6	11
Age Range	4 – 11	No. of places allocated	30		
PAN	30	Criterion allocated to	6		
No. on roll	180	No. of appeals heard	1		

**Catchment Area:** Alconbury and Alconbury Weston. The villages of Great and Little Stukeley.

**Oversubscription Criteria:** Please see page 88.

## Ashbeach Primary School

Ashbeach Drove, Ramsey St Mary's, Huntingdon, PE26 2TG

☎ 01733 844262

School Code	2217		1 <sup>st</sup>	2 <sup>nd</sup>	3rd
School Type	Community	No. of Preferences received	24	6	10
Age Range	4 – 11	No. of places allocated	23*		
PAN	20	Criterion allocated to	3		
No. on roll	138	No. of appeals heard	1		

\* Additional places were offered to meet in catchment need.

**Catchment Area:** Ramsey Heights, the area south of the bridge at the junction of the B1095 and B1040 in Pondersbridge, Ramsey Mereside, the parish of Ramsey St Mary's and the B660, Holme Road, east of the Holme parish boundary.

**Oversubscription Criteria:** Please see page 88.

## Barnabas Oley C of E Primary School

Little Lane, Middle Street, Great Gransden, Sandy, SG19 3AE

☎ 01767 677294

School Code	3067		1 <sup>st</sup>	2 <sup>nd</sup>	3rd
School Type	Voluntary Controlled	No. of Preferences received	17	4	2
Age Range	4 – 11	No. of places allocated	17		
PAN	18	Criterion allocated to	6		
No. on roll	129	No. of appeals heard	0		

**Catchment Area:** Abbotsley, Great Gransden, Little Gransden and Waresley

**Oversubscription Criteria:** Please see page 88.

## Brampton Village Primary School

The Green, Brampton, Huntingdon, PE28 4RF

☎ 01480 375063

School Code	3942		1 <sup>st</sup>	2 <sup>nd</sup>	3rd
School Type	Community	No. of Preferences received	66	36	32
Age Range	4 – 11	No. of places allocated	60		
PAN	90	Criterion allocated to	4		
No. on roll	403	No. of appeals heard	4		

The 2015-16 PAN was 60.

**Catchment Area:** Brampton

**Oversubscription Criteria:** Please see page 88.

## Brington C of E Primary School

Church Lane, Brington, Huntingdon, PE28 5AE

☎ 01832 710383

School Code	3081		1 <sup>st</sup>	2 <sup>nd</sup>	3rd
School Type	Voluntary Controlled	No. of Preferences received	16	0	1
Age Range	4 – 11	No. of places allocated	17		
PAN	17	Criterion allocated to	6		
No. on roll	98	No. of appeals heard	0		

**Catchment Area:** Catworth, Keyston, Bythorn, Molesworth, Old Weston, Leighton Bromswold and Brington

**Oversubscription Criteria:** Please see page 88.

## Buckden C of E Primary School

School Lane, Buckden, Huntingdon, PE19 5TT

☎ 01480 810241

School Code	3063		1 <sup>st</sup>	2 <sup>nd</sup>	3rd
School Type	Academy	No. of Preferences received	30	17	8
Age Range	4 – 11	No. of places allocated	31		
PAN	50	Criterion allocated to	6		
No. on roll	251	No. of appeals heard	0		

**Catchment Area:** Buckden, Diddington, Stirtloe and Southoe.

### Oversubscription Criteria:

Children who have a statement of special educational needs that names the school will be admitted.

NB. Those children with a statement of special educational needs that does not name the school will be referred to STAR Team to determine an appropriate place.

1. Children in Care, also Looked After Children (LAC), and children who were looked after but ceased to be so by reason of adoption, a resident order or special guardianship order;
2. Children living in the catchment area with a sibling at the school at the time of admission.
3. Children living in the catchment area.
4. Children living outside the catchment area who have a sibling at the school at the time of admission.
5. Children living outside the catchment area who have been unable to gain a place at their catchment area school because of oversubscription.
6. Children who live outside the catchment area, but nearest the school as measured by a straight line.

**In cases of equal merit in each set of criteria, priority will go to children living nearest the school as measured by a straight line. Please refer to the Glossary of Terms on page 138 for further information.**

## Bury C of E Primary School

Owls End, Bury, Huntingdon, PE26 2NJ

☎ 01487 813784

School Code	3367		1 <sup>st</sup>	2 <sup>nd</sup>	3rd
School Type	Academy	No. of Preferences received	48	43	6
Age Range	4 – 11	No. of places allocated	30		
PAN	30	Criterion allocated to	6		
No. on roll	206	No. of appeals heard	2		

**Catchment Area:** The ecclesiastical/civil parish of Bury

**NB: Parents applying on religious grounds must complete a supplementary information form available from the school. This form must be countersigned by the church leader.**

**Oversubscription Criteria:**

Children who have a statement of special educational needs that names the school will be admitted.

NB. Those children with a statement of special educational needs that does not name the school will be referred to STAR Team to determine an appropriate place.

1. Children in Care, also known as Looked After Children (LAC), and children who were looked after but ceased to be so by reason of adoption, a resident order or special guardianship order;
2. Children living in catchment who have siblings attending the school at the time of admission;
3. Children living in catchment who normally attend a church in Churches Together in Britain and Ireland, and whose parents are practising members of that church and attend at least monthly;
4. Children living in catchment;
5. Children living outside catchment who normally attend Bury Church, and whose parents are practising members of that church and attend at least monthly;
6. Children living outside catchment who normally attend a church in Churches Together in Britain and Ireland, and whose parents are practising members of that church and attend at least monthly;
7. Children living outside catchment who have siblings attending the school at the time of admission;
8. Children living outside catchment, but nearest the school according to the shortest straight line distance.

**In cases of equal merit priority will go to children living nearest the school by shortest straight line distance. Please refer to the Glossary of Terms on page 138 for further information.**

## Bushmead Primary School

Bushmead Road, Eaton Socon, St Neots, PE19 8BT

☎ 01480 375375

School Code	2452		1 <sup>st</sup>	2 <sup>nd</sup>	3rd
School Type	Community	No. of Preferences received	45	34	11
Age Range	4 – 11	No. of places allocated	49		
PAN	52	Criterion allocated to	6		
No. on roll	256	No. of appeals heard	0		

**Catchment Area:** Eaton Socon area bordered by the river to the east and the line formed by St Neots Road, The Great North Road and Duloe Brook to the north.

**Oversubscription Criteria:** Please see page 88.

## Cromwell Academy

Parkway, Huntingdon, PE29 6JA

☎ 01480 437830

School Code	2451		1 <sup>st</sup>	2 <sup>nd</sup>	3rd
School Type	Academy	No. of Preferences received	37	31	15
Age Range	4 – 11	No. of places allocated	30		
PAN	30	Criterion allocated to	3		
No. on roll	199	No. of appeals heard	3		

**Catchment Area:** to include housing off Brampton Road to the west of the railway line and west of the A14, comprising Hinchbrook Park and Cromwell Park, Scholars Avenue, Headlands and Lodge Close.

### Oversubscription Criteria:

Children who have a statement of special educational needs that names the school will be admitted.

NB. Those children with a statement of special educational needs that does not name the school will be referred to STAR Team to determine an appropriate place.

1. Children in Care, also known as Looked After Children (LAC), and children who were looked after but ceased to be so by reason of adoption, a resident order or special guardianship order.
2. Children living in the catchment area with a sibling at the school at the time of admission.
3. Children living in the catchment area.
4. Children living outside the catchment area who have a sibling at the school at the time of admission.
5. Children living outside the catchment area who have been unable to gain a place at their catchment area school because of oversubscription.
6. Children who live outside the catchment area, but nearest the school as measured by a straight line.

In cases of equal merit in each set of criteria, priority will go to children living nearest the school as measured by a straight line. Please refer to the Glossary of Terms on page 138 for further information.

## Crosshall Infant School Academy Trust

446 Great North Road, Eaton Ford, St Neots, PE19 7GG

☎ 01480 475980

School Code	5203		1 <sup>st</sup>	2 <sup>nd</sup>	3rd
School Type	Academy	No. of Preferences received	123	56	23
Age Range	4 – 7	No. of places allocated	120		
PAN	120	Criterion allocated to	4		
No. on roll	438	No. of appeals heard	2		

**Catchment Area:** please contact the school for details.

### Oversubscription Criteria:

Children who have a statement of special educational needs that names the school will be admitted. NB.

Those children with a statement of special educational needs that does not name the school will be referred to STAR Team to determine an appropriate place.

1. A looked after child, or a child who was previously looked after but immediately after being looked after became subject to an adoption, residence or special guardianship order;
2. Children who have a sibling at Crosshall Infant School or Crosshall Junior School, at the date of admission;
3. Children of staff where the member of staff has been employed by the Crosshall Infant School Academy Trust, or by Crosshall Junior School Academy Trust, for two or more years at the time at which the application for admission to the school is made.
4. All other children .

In the event that there are more children in any category than there are places available, places will be prioritised and awarded to children who live nearest the school. Please refer to the Glossary of Terms on page 138 for further information.

## Crosshall Junior School

Great North Road, Eaton Ford, St Neots, PE19 7GG

☎ 01480 475972

School Code	5204		1 <sup>st</sup>	2 <sup>nd</sup>	3 <sup>rd</sup>
School Type	Academy	No. of Preferences received	120	5	1
Age Range	7 – 11	No. of places allocated	120		
PAN	120	Criterion allocated to	7		
No. on roll	466	No. of appeals heard	0		

**Catchment Area:** please contact the school for details.

### Oversubscription Criteria:

Children who have a statement of special educational needs that names the school will be admitted.

NB. Those children with a statement of special educational needs that does not name the school will be referred to STAR Team to determine an appropriate place.

1. Children in Care, also Looked After Children (LAC), and children who were looked after but ceased to be so by reason of adoption, a resident order or special guardianship order;
2. Children who live in the catchment area and will have a sibling at the school or Crosshall Infant School Academy Trust at the time of admission (a sibling is defined as another child of compulsory school age living permanently at the same address).
3. Children who live in the catchment area who attend Crosshall Infant School Academy Trust at the time of application.
4. Children who live in the catchment area.
5. Children who live outside catchment area who have a sibling at Crosshall Infant or Junior School Academy Trust at the time of admission.
6. Children of staff employed at Crosshall Junior School Academy Trust for two years
7. Children outside the catchment area but who are attending Crosshall Infant School Academy Trust.
8. Children living outside the catchment area.

In cases of equal merit priority will go to children living nearest the school by shortest straight line distance. Please refer to the Glossary of Terms on page 138 for further information.

## Earith Primary School

School Road, Earith, Huntingdon, PE28 3QB

☎ 01487 841868

School Code	2299		1 <sup>st</sup>	2 <sup>nd</sup>	3 <sup>rd</sup>
School Type	Community	No. of Preferences received	17	3	6
Age Range	4 – 11	No. of places allocated	17		
PAN	20	Criterion allocated to	6		
No. on roll	96	No. of appeals heard	0		

**Catchment Area:** Earith

**Oversubscription Criteria:** Please see page 88.

## Eastfield Infant and Nursery School

Pig Lane, St Ives, Huntingdon, PE27 5QT

☎ 01480 463958

School Code	2246		1 <sup>st</sup>	2 <sup>nd</sup>	3rd
School Type	Community	No. of Preferences received	97	47	26
Age Range	4 – 7	No. of places allocated	80		
PAN	80	Criterion allocated to	6		
No. on roll	311	No. of appeals heard	3		

**Catchment Area:** That part of St Ives, bounded by the south side of Houghton Road/St Audrey Lane from the golf course to the eastern bypass. The bypass to the east and river to the south.

**Oversubscription Criteria:** Please see page 88.

## Elton C of E Primary School

School Lane, Elton, PE8 6RS

☎ 01832 280314

School Code	3368		1 <sup>st</sup>	2 <sup>nd</sup>	3rd
School Type	Voluntary Aided	No. of Preferences received	18	12	8
Age Range	4 – 11	No. of places allocated	19		
PAN	20	Criterion allocated to	9		
No. on roll	128	No. of appeals heard	0		

**Catchment Area:** The school serves the parishes of Alwalton, Chesterton, Elton, Haddon, Stibbington, Water Newton as well as a wider area on religious grounds.

### Oversubscription Criteria:

Children who have a statement of special educational needs that names the school will automatically be allocated a place irrespective of the school's Published Admissions Number.

NB. Those children with a statement of special educational needs that does not name the school will be referred to STAR Team to determine an appropriate place.

1. Children who are in Care, also known as Looked After Children (LAC), and children who were looked after but ceased to be so by reason of adoption, a resident order or special guardianship order;
2. Children living in the catchment area and who are regular worshipping members of the Church of England \*
3. Children living in the catchment area and who are regular worshipping members of a non-Anglican Christian Church \*
4. Children living in the catchment area
5. Children who have siblings already at the school at the time of admission (this includes children who are not blood relatives but live in the same family unit)
6. Children not living in the catchment area but who are regular worshipping members of the Church of England \*
7. Children not living in the catchment area but who are regular worshipping members of a non-Anglican Christian Church \*
8. Children whose parents wish their children to attend a Church of England Primary School because of its special religious emphasis
9. Children living nearest the school according to the shortest distance.

In cases of equal merit priority will go to children living nearest the school by shortest straight line distance.

**Please refer to the Glossary of Terms on page 138 for further information.**

**\* All parents wishing to apply under the school's religious criteria must also request a Supplementary Information Form from the school office and have this completed by their Priest/Minister of Religion.**

This must be returned to the school by the LA application deadline. Regular worship is defined as attending worship or junior church at least once in each month.

## Ermine Street Church Primary Academy

☎ TBC

TBC

Type	Academy
Age range	4-11
PAN	The school is being built as a 3 form entry school with a final PAN of 90 in each year group. The PAN for 2016/17 is set at 20 in reception, 10 in Year 1 and five in each of the year groups between Year 2 and Year 6.

The new school is an academy sponsored by the Diocese of Ely Multi-Academy Trust working in collaboration with the Methodist Church. The school will admit pupils of all abilities and of all faiths and none. Applications for admission to the school at the start of the academic year are handled by the LA Admissions Team. The school is expected to open in September 2016.

**Catchment Area:** This is a new school, which serves the new community of Alconbury Weald. Priority will be given to pupils living within the catchment area.

### Oversubscription Criteria:

If the school is oversubscribed, after the admission of pupils with an Education, Health & Care place or Statement of Special Educational Needs naming the school, priority for admission will be given to those children who meet the criteria set out below, in priority order:

1. Children in Care, also known as Looked After Children, and children who were previously looked after but ceased to be so by reason of adoption, a resident order (now known as a child arrangement order) or special guardianship order.
2. Children living in the catchment area with a sibling at the school at the time of admission.
3. Children living in the catchment area.
4. Children living outside of the catchment area, who have a sibling at the school at the time of admission.
5. Children who live outside of the catchment area, who have been unable to gain a place at their local school because of oversubscription.
6. Children living outside of the catchment area but nearest the school as measured by a straight line.

In cases of equal merit in each set of criteria, priority will go to children living nearest the school as measured by a straight line from the reference point of the home to the reference point of the school, both as determined by OS AddressBase Premium <sup>TM</sup>.

Please refer to the Glossary of Terms on page 138 for further information.

## Eynesbury C of E Primary School

☎ 01480 398028

Montagu Street, Eynesbury, St Neots, PE19 2TD

School Code	3074		1 <sup>st</sup>	2 <sup>nd</sup>	3rd
School Type	Voluntary Controlled	No. of Preferences received	35	32	28
Age Range	4 – 11	No. of places allocated	30		
PAN	30	Criterion allocated to	6		
No. on roll	245	No. of appeals heard	2		

**Catchment Area:** That part of St Neots and Eynesbury bounded by the south side of the Market Square/High Street, west side of Church Street, St Mary's Street, south side of Hen Brook to Cromwell Road, south to the Barford Road but including numbers 1 – 19 Barford Road and excluding all streets within Eynesbury Manor development.

**Oversubscription Criteria:** Please see page 88.

## Farcet C of E Primary School

St Mary's Street, Farcet, PE7 3AR

☎ 01733 240337

School Code	3064		1 <sup>st</sup>	2 <sup>nd</sup>	3rd
School Type	Voluntary Controlled	No. of Preferences received	17	2	1
Age Range	4 – 11	No. of places allocated	19		
PAN	20	Criterion allocated to	6		
No. on roll	131	No. of appeals heard	0		

**Catchment Area:** Farcet and Farcet Fen.

**Oversubscription Criteria:** Please see page 88.

## Folksworth C of E Primary School

Apreece Road, Folksworth, PE7 3TY

☎ 01733 240562

School Code	3065		1 <sup>st</sup>	2 <sup>nd</sup>	3rd
School Type	Voluntary Controlled	No. of Preferences received	16	13	4
Age Range	4 – 11	No. of places allocated	15		
PAN	15	Criterion allocated to	6		
No. on roll	108	No. of appeals heard	0		

**Catchment Area:** Folksworth, Washingley and Morborne.

**Oversubscription Criteria:** Please see page 88.

## Fourfields Community Primary School

Bentley Avenue, Yaxley, Peterborough, PE7 3ZT

☎ 01733 703611

School Code	2321		1 <sup>st</sup>	2 <sup>nd</sup>	3rd
School Type	Community	No. of Preferences received	55	20	6
Age Range	4 – 11	No. of places allocated	56		
PAN	60	Criterion allocated to	6		
No. on roll	416	No. of appeals heard	0		

**Catchment Area:** Yaxley – that part to the north of Broadway and odd numbers on Broadway.

**Oversubscription Criteria:** Please see page 88.



## Godmanchester Community Primary School

☎ 01480 375115

Park Lane, Godmanchester, Huntingdon, PE29 2AG

School Code	2209		1 <sup>st</sup>	2 <sup>nd</sup>	3rd
School Type	Academy	No. of Preferences received	64	66	21
Age Range	4 – 11	No. of places allocated	66*		
PAN	60	Criterion allocated to	3		
No. on roll	413	No. of appeals heard	5		

\* Additional places were offered to meet in catchment need.

**Catchment Area:** The catchment area for Godmanchester Community Primary School is defined as the parish of Godmanchester, including the Bearscroft development.

### Oversubscription Criteria:

Children who have a statement of special educational needs that names the school will be admitted.

NB. Those children with a statement of special educational needs that does not name the school will be referred to STAR Team to determine an appropriate place.

1. Children in Care, also Looked After Children (LAC), and children who were looked after but ceased to be so by reason of adoption, a resident order or special guardianship order.
2. Children living in the catchment area with a sibling at the school at the time of admission.
3. Children living in the catchment area.
4. Children living outside the catchment area who have a sibling at the school at the time of admission.
5. Children living outside the catchment area who have been unable to gain a place at their catchment area school because of oversubscription.
6. Children who live outside the catchment area, but nearest the school as measured by a straight line.

**In cases of equal merit in each set of criteria, priority will go to children living nearest the school as measured by a straight line. Please refer to the Glossary of Terms on page 138 for further information.**

## New Godmanchester Primary School

☎ TBC

TBC

Type	Academy
Age range	4-11
PAN	20

**This is a new school due to open September 2016. It will take 20 into Reception, 10 into Year 1, and 5 into Year 3-6.**

**Catchment Area:** Bearscroft Housing Development, Godmanchester

### Oversubscription Criteria:

Children who have a statement of special educational needs that names the school will be admitted.

NB. Those children with a statement of special educational needs that does not name the school will be referred to STAR Team to determine an appropriate place.

1. Children in Care, also Looked After Children (LAC), and children who were looked after but ceased to be so by reason of adoption, a resident order or special guardianship order.
2. Children living in the catchment area with a sibling at the school at the time of admission.
3. Children living in the catchment area.
4. Children living outside the catchment area who have a sibling at the school at the time of admission.
5. Children living outside the catchment area who have been unable to gain a place at their catchment area school because of oversubscription.
6. Children who live outside the catchment area, but nearest the school as measured by a straight line.

**In cases of equal merit in each set of criteria, priority will go to children living nearest the school as measured by a straight line. Please refer to the Glossary of Terms on page 138 for further information.**

## Great Gidding C of E Primary School

Main Street, Great Gidding, Huntingdon, PE28 5NX

☎ 01832 293466

School Code	3066		1 <sup>st</sup>	2 <sup>nd</sup>	3rd
School Type	Voluntary Controlled	No. of Preferences received	5	10	4
Age Range	4 – 11	No. of places allocated	5		
PAN	14	Criterion allocated to	4		
No. on roll	73	No. of appeals heard	0		

**Catchment Area:** Great Gidding, Little Gidding, Steeple Gidding, Winwick and Hamerton.

**Oversubscription Criteria:** Please see page 88.

## Great Paxton C of E Primary School

Mount Pleasant, Great Paxton, Huntingdon, PE19 6YJ

☎ 01480 472132

School Code	3068		1 <sup>st</sup>	2 <sup>nd</sup>	3rd
School Type	Voluntary Controlled	No. of Preferences received	10	9	11
Age Range	4 – 11	No. of places allocated	12		
PAN	17	Criterion allocated to	6		
No. on roll	102	No. of appeals heard	0		

**Catchment Area:** Great Paxton

**Oversubscription Criteria:** Please see page 88.

## Great Staughton Primary School

The Causeway, Great Staughton, Huntingdon, PE19 5BP

☎ 01480 860324

School Code	2210		1 <sup>st</sup>	2 <sup>nd</sup>	3rd
School Type	Academy	No. of Preferences received	11	4	1
Age Range	4 – 11	No. of places allocated	12		
PAN	20	Criterion allocated to	6		
No. on roll	75	No. of appeals heard	0		

**Catchment Area:** Great Staughton, Perry and Dillington

### **Oversubscription Criteria:**

Children who have a statement of special educational needs that names the school will be admitted.

NB. Those children with a statement of special educational needs that does not name the school will be referred to STAR Team to determine an appropriate place.

1. Children in Care, also known as Looked After Children (LAC), and children who were looked after but ceased to be so by reason of adoption, a resident order or special guardianship order;
2. Children living in the catchment area with a sibling at the school at the time of admission.
3. Children living in the catchment area.
4. Children living outside the catchment area who have a sibling at the school at the time of admission.
5. Children living outside the catchment area who have been unable to gain a place at their catchment area school because of oversubscription.
6. Children who live outside the catchment area, but nearest the school as measured by a straight line.

**In cases of equal merit in each set of criteria, priority will go to children living nearest the school as measured by a straight line. Please refer to the Glossary of Terms on page 138 for further information.**

## Hartford Infant School

Mayfield Crescent, Huntingdon, PE29 1UL

☎ 01480 398046

School Code	2252		1 <sup>st</sup>	2 <sup>nd</sup>	3rd
School Type	Community	No. of Preferences received	59	42	20
Age Range	4 – 7	No. of places allocated	60		
PAN	60	Criterion allocated to	6		
No. on roll	175	No. of appeals heard	0		

**Catchment Area:** All those roads including and within the following area; Owl Way, Eagle Way, and all roads leading from them; Sapley Road and new Main Street to Coneygear Road; south side of Coneygear Road from Sapley Road to Butts Grove Way; east side of Butts Grove Way and south side of American Lane to Drivers Avenue; Drivers Avenue; East Street, Hartford Road from East Street to Main Street, Main Street, Church Lane; The Hollow; The Grove; A141 from roundabout to level with Coneygear Road.

**Oversubscription Criteria:** Please see page 88.

## Hartford Community Junior School

Mayfield Crescent, Huntingdon, PE29 1UL

☎ 01480 454695

School Code	2229		1 <sup>st</sup>	2 <sup>nd</sup>	3rd
School Type	Community	No. of Preferences received	57	1	0
Age Range	7 – 11	No. of places allocated	57		
PAN	60	Criterion allocated to	10		
No. on roll	220	No. of appeals heard	0		

**Catchment Area:** See entry for Hartford Infant School

**Oversubscription Criteria:** Please see page 88.

## Hemingford Grey Primary School

St Ives Road, Hemingford Grey, Huntingdon, PE28 9DU

☎ 01480 375040

School Code	2211		1 <sup>st</sup>	2 <sup>nd</sup>	3rd
School Type	Community	No. of Preferences received	42	13	6
Age Range	4 – 11	No. of places allocated	45		
PAN	45	Criterion allocated to	6		
No. on roll	254	No. of appeals heard	0		

**Catchment Area:** Hemingford Abbots, Hemingford Grey, Greenfields, London Road, St Ives and those houses in London Road south of the river. Also included are the new developments on London Road including Skylark Place, Goldcrest Road, Dunnock Way, Wren Close, and Tern Drive.

**Oversubscription Criteria:** Please see page 88.

## Holme C of E Primary School

Church Street, Holme, PE7 3PB

☎ 01487 830342

School Code	3070		1 <sup>st</sup>	2 <sup>nd</sup>	3rd
School Type	Voluntary Controlled	No. of Preferences received	19	15	8
Age Range	4 – 11	No. of places allocated	17		
PAN	17	Criterion allocated to	6		
No. on roll	100	No. of appeals heard	2		

**Catchment Area:** Holme and Connington

**Oversubscription Criteria:** Please see page 88.

## Holywell C of E Primary School

Mill Way, Needingworth, Huntingdon, PE27 4TF

☎ 01480 462007

School Code	3071		1 <sup>st</sup>	2 <sup>nd</sup>	3rd
School Type	Voluntary Controlled	No. of Preferences received	25	13	10
Age Range	4 – 11	No. of places allocated	26		
PAN	30	Criterion allocated to	6		
No. on roll	194	No. of appeals heard	0		

**Catchment Area:** Holywell and Needingworth

**Oversubscription Criteria:** Please see page 88.

## Houghton Primary School

Chapel Lane, Houghton, Huntingdon, PE28 2AY

☎ 01480 463398

School Code	2212		1 <sup>st</sup>	2 <sup>nd</sup>	3rd
School Type	Community	No. of Preferences received	37	29	11
Age Range	4 – 11	No. of places allocated	30		
PAN	30	Criterion allocated to	6		
No. on roll	194	No. of appeals heard	0		

**Catchment Area:** Houghton and Wyton, excluding the houses which were formerly part of RAF Wyton

**Oversubscription Criteria:** Please see page 88.

## Huntingdon Primary School

Ambury Road, Huntingdon, PE29 1AD

☎ 01480 375113

<b>School Code</b>	<b>3945</b>		<b>1<sup>st</sup></b>	<b>2<sup>nd</sup></b>	<b>3rd</b>
<b>School Type</b>	<b>Community</b>	<b>No. of Preferences received</b>	<b>69</b>	<b>24</b>	<b>28</b>
<b>Age Range</b>	<b>4 – 11</b>	<b>No. of places allocated</b>	<b>60</b>		
<b>PAN</b>	<b>60</b>	<b>Criterion allocated to</b>	<b>6</b>		
<b>No. on roll</b>	<b>435</b>	<b>No. of appeals heard</b>	<b>0</b>		

**Catchment Area:** All those roads including and within the following area; St Peters Road from Redwings Way to Ermine Street; Ermine Street, Cromwell Walk; Walden Road; Castle Moat Road; Riverside Walk including all those roads west of Cromwell Walk and Walden Road up to the railway line; Hartford Road up to the level with Cross Street, South Street; Cross Street, North Street; north side of American Lane up to California Road; California Road to Silverbirch Close; from Silverbirch Close across to Elm Close; Elm Close to St Peters Road.

**Oversubscription Criteria:** Please see page 88.

## Kimbolton Primary Academy

(Formerly Overhills Primary School)

Newtown, Kimbolton, Huntingdon, PE28 0HY

☎ 01480 860743

<b>School Code</b>	<b>2213</b>		<b>1<sup>st</sup></b>	<b>2<sup>nd</sup></b>	<b>3rd</b>
<b>School Type</b>	<b>Academy</b>	<b>No. of Preferences received</b>	<b>5</b>	<b>6</b>	<b>1</b>
<b>Age Range</b>	<b>4 – 11</b>	<b>No. of places allocated</b>	<b>5</b>		
<b>PAN</b>	<b>20</b>	<b>Criterion allocated to</b>	<b>6</b>		
<b>No. on roll</b>	<b>64</b>	<b>No. of appeals heard</b>	<b>0</b>		

**Catchment Area:** Covington, Tilbrook, Kimbolton and Stonely

### **Oversubscription Criteria:**

Children who have a statement of special educational needs that names the school will be admitted.

NB. Those children with a statement of special educational needs that does not name the school will be referred to STAR Team to determine an appropriate place.

1. Children in Care, also known as Looked After Children (LAC), and children who were looked after but ceased to be so by reason of adoption, a resident order or special guardianship order;
2. Children living in the catchment area with a sibling at the school at the time of admission.
3. Children living in the catchment area.
4. Children living outside the catchment area who have a sibling at the school at the time of admission.
5. Children living outside the catchment area who have been unable to gain a place at their catchment area School because of oversubscription.
6. Children who live outside the catchment area, but nearest the school as measured by a straight line.

**In cases of equal merit in each set of criteria, priority will go to children living nearest the school as measured by a straight line. Please refer to the Glossary of Terms on page 138 for further information.**

## Little Paxton Primary School

Gordon Road, Little Paxton, Huntingdon, PE19 6NG

☎ 01480 375600

School Code	2293		1 <sup>st</sup>	2 <sup>nd</sup>	3rd
School Type	Community	No. of Preferences received	49	16	15
Age Range	4 – 11	No. of places allocated	41*		
PAN	45	Criterion allocated to	3		
No. on roll	257	No. of appeals heard	5		

\* The 2015-16 PAN was 34. Additional places were offered to meet catchment need.

**Catchment Area:** Little Paxton

**Oversubscription Criteria:** Please see page 88.

## Middlefield Primary Academy

Andrew Road, Eynesbury, St Neots, PE19 2QE

☎ 01480 375270

School Code	2257		1 <sup>st</sup>	2 <sup>nd</sup>	3rd
School Type	Academy	No. of Preferences received	37	48	20
Age Range	4 – 11	No. of places allocated	30		
PAN	30	Criterion allocated to	6		
No. on roll	213	No. of appeals heard	1		

**Catchment Area:** the following roads, and all cul de-sacs and closes leading from them; Andrew Road, Bishop Road, Bodiam Way, Caernavon Road and Ridgeway.

### Oversubscription Criteria:

Children who have a statement of special educational needs that names the school will be admitted.

NB. Those children with a statement of special educational needs that does not name the school will be referred to STAR Team to determine an appropriate place.

1. Children in Care, also known as Looked After Children (LAC), and children who were looked after but ceased to be so by reason of adoption, a resident order or special guardianship order;
2. Children who live in the academy's designated catchment area with a sibling at the time of their admission.
3. Children who live closest to the academy who live in the catchment area.
4. Children living outside the catchment area who will have a sibling attending the academy at the time of their admission.
5. Children living outside the catchment area who have been unable to gain a place at their catchment area school because of oversubscription.
6. Children who live outside the catchment area, but nearest the school as measured by a straight line

In cases of equal merit in each set of criteria, priority will go to children living nearest the school as measured by a straight line. Please refer to the Glossary of Terms on page 138 for further information.

## The Newton Primary School

Caxton End, Eltisley, Huntingdon, PE19 6TL

☎ 01480 880215

School Code	2260		1 <sup>st</sup>	2 <sup>nd</sup>	3rd
School Type	Community	No. of Preferences received	11	8	2
Age Range	4 – 11	No. of places allocated	12		
PAN	15	Criterion allocated to	6		
No. on roll	102	No. of appeals heard	0		

**Catchment Area:** Yelling, Toseland, Croxton, Papworth St Agnes, Graveley and Eltisley

**Oversubscription Criteria:** Please see page 88.

## Offord Primary School

Millers Close, Offord Darcy, St Neots, PE19 5SB

☎ 01480 810308

School Code	2214		1 <sup>st</sup>	2 <sup>nd</sup>	3rd
School Type	Community	No. of Preferences received	20	4	15
Age Range	4 – 11	No. of places allocated	17		
PAN	17	Criterion allocated to	3		
No. on roll	107	No. of appeals heard	0		

**Catchment Area:** Offord Darcy and Offord Cluny

**Oversubscription Criteria:** Please see page 88.

## Priory Junior School

Longsands Road, St Neots, PE19 1TF

☎ 01480 226730

School Code	2239		1 <sup>st</sup>	2 <sup>nd</sup>	3rd
School Type	Community	No. of Preferences received	71	12	4
Age Range	7 – 11	No. of places allocated	72		
PAN	90	Criterion allocated to	8		
No. on roll	261	No. of appeals heard	0		

**Catchment Area:** Hail Weston and that part of St Neots north side of High Street/Cambridge Street between the railway and the river bridge.

**Oversubscription Criteria:** Please see page 88.

## Priory Park Infant School

Almond Road, St Neots, PE19 1DZ

☎ 01480 398010

School Code	2219		1 <sup>st</sup>	2 <sup>nd</sup>	3rd
School Type	Community	No. of Preferences received	73	58	41
Age Range	4 – 7	No. of places allocated	87		
PAN	90	Criterion allocated to	6		
No. on roll	236	No. of appeals heard	0		

**Catchment Area:** See entry for Priory Junior School.

**Oversubscription Criteria:** Please see page 88.

## Ramsey Junior School

Station Road, Ramsey, Huntingdon, PE26 1JA

☎ 01487 812500

School Code	2218		1 <sup>st</sup>	2 <sup>nd</sup>	3rd
School Type	Community	No. of Preferences received	46	1	0
Age Range	7 – 11	No. of places allocated	47		
PAN	68	Criterion allocated to	10		
No. on roll	219	No. of appeals heard	0		

**Catchment Area:** Ramsey Forty Foot, Ramsey Hollow and Ramsey town itself. Children who live in Ramsey Mereside who have a sibling at the school or at Spinning Infant School will be given priority over any other children living outside the school's designated area.

**Oversubscription Criteria:** Please see page 88.

## The Round House Community Primary School

School Drive, St Neots, PE19 6AW

☎ 01480 479890

School Code	3944		1 <sup>st</sup>	2 <sup>nd</sup>	3rd
School Type	Academy	No. of Preferences received	67	8	6
Age Range	4 – 11	No. of places allocated	60		
PAN	60	Criterion allocated to	3		
No. on roll	323	No. of appeals heard	4		

**Catchment Area:** That part of St Neots bounded to the south by Cambridge Road, the north by Priory Hill, the east by the eastern boundary of Love's Farm development and the west by the railway line.

### Oversubscription Criteria:

Children who have a statement of special educational needs that names the school will be admitted.

NB. Those children with a statement of special educational needs that does not name the school will be referred to STAR Team to determine an appropriate place.

1. Children in Care, also known as Looked After Children (LAC).
2. Children living in the catchment area with a sibling at the school at the time of admission.
3. Children living in the catchment area.
4. Children living outside the catchment area who have a sibling at the school at the time of admission.
5. Children living outside the catchment area who have been unable to gain a place at their catchment area school because of oversubscription.
6. Children who live outside the catchment area, but nearest the school as measured by a straight line.

In cases of equal merit in each set of criteria, priority will go to children living nearest the school as measured by a straight line. Please refer to the Glossary of Terms on page 138 for further information.

## Sawtry Infant School

Middlefield Road, Sawtry, Huntingdon, PE28 5SH

☎ 01487 830678

School Code	2255		1 <sup>st</sup>	2 <sup>nd</sup>	3rd
School Type	Community	No. of Preferences received	54	3	6
Age Range	4 – 7	No. of places allocated	55		
PAN	60	Criterion allocated to	6		
No. on roll	176	No. of appeals heard	0		

**Catchment Area:** Buckworth, Coppingford, Glatton, Upton and Sawtry.

**Oversubscription Criteria:** Please see page 88.

## Sawtry Junior School

Middlefield Road, Sawtry, Huntingdon, PE28 5SH

☎ 01487 830204

School Code	2220		1 <sup>st</sup>	2 <sup>nd</sup>	3rd
School Type	Community	No. of Preferences received	58	0	0
Age Range	7 – 11	No. of places allocated	58		
PAN	65	Criterion allocated to	10		
No. on roll	211	No. of appeals heard	0		

**Catchment Area:** Buckworth, Coppingford, Glatton, Upton and Sawtry.

**Oversubscription Criteria:** Please see page 88.



## Somersham Primary School

Parkhall Road, Somersham, Huntingdon, PE28 3EU

☎ 01487 840412

School Code	2221		1 <sup>st</sup>	2 <sup>nd</sup>	3rd
School Type	Community	No. of Preferences received	40	14	10
Age Range	4 – 11	No. of places allocated	45		
PAN	50	Criterion allocated to	6		
No. on roll	297	No. of appeals heard	0		

**Catchment Area:** Somersham and Pidley

**Oversubscription Criteria:** Please see page 88.

## Spaldwick Community Primary School

Royston Avenue, Spaldwick, Huntingdon, PE28 0TH

☎ 01480 890371

School Code	2222		1 <sup>st</sup>	2 <sup>nd</sup>	3rd
School Type	Community	No. of Preferences received	27	8	4
Age Range	4 – 11	No. of places allocated	28		
PAN	30	Criterion allocated to	6		
No. on roll	155	No. of appeals heard	1		

**Catchment Area:** Spaldwick, Easton, Ellington, Grafham, Stow Longa, Barham and Woolley.

**Oversubscription Criteria:** Please see page 88.

## Spinning Infant School

High Street, Ramsey, Huntingdon, PE26 1AD

☎ 01487 813587

School Code	2216		1 <sup>st</sup>	2 <sup>nd</sup>	3rd
School Type	Community	No. of Preferences received	48	15	16
Age Range	4 – 7	No. of places allocated	62		
PAN	90	Criterion allocated to	6		
No. on roll	160	No. of appeals heard	0		

**Catchment Area:** Ramsey Forty Foot, Ramsey Hollow and Ramsey town itself. Children who live in Ramsey Mereside who have a sibling at the school or at Spinning Infant School will be given priority over any other children living outside the school's designated area.

**Oversubscription Criteria:** Please see page 88.

# St Anne's C of E Primary School

London Road, Godmanchester, Huntingdon, PE29 2WW

☎ 01480 375300

School Code	3384		1 <sup>st</sup>	2 <sup>nd</sup>	3rd
School Type	Voluntary Aided	No. of Preferences received	46	55	9
Age Range	4 – 11	No. of places allocated	30		
PAN	30	Criterion allocated to	N2(2)		
No. on roll	211	No. of appeals heard	0		

**Catchment Area:** St Anne's Church of England Primary School services children from the catchment area which is the parish of Godmanchester, including the Bearscroft development.

## Oversubscription Criteria:

Children who have a statement of special educational needs that names the school will be allocated places ahead of all other applicants in either the religious or non-religious categories, as appropriate to information provided in their application. NB. Children with a statement of SEN that does not name the school will be referred to STAR Team to determine an appropriate place.

The School has a Published Admission Number (PAN) of 30, which is the maximum number of children who will be offered a place in the Reception Class (initial year of entry at age 4+).

## Applications on Religious Grounds:

1. Up to a maximum of 12 places will be allocated, in the following order of priority to:

- R1. Looked After Children and children who were looked after but ceased to be do so by reason of adoption, a resident order or special guardianship order who meet any criterion in R2 or R3 below
- R2. Children whose parents live in the ecclesiastical parish of Godmanchester, in the following order of priority to children whose parents:
- are worshipping members of the Church of England who attend the Parish Church of St Mary the Virgin, Godmanchester
  - attend a Trinitarian Christian Church, which is in membership of Churches Together in England, within the ecclesiastical parish of Godmanchester, or in the nearest church of that denomination if there is no church of that denomination in Godmanchester;
  - are worshipping members of the Church of England who attend a church other than the Parish Church of St Mary the Virgin, Godmanchester.
  - Are members of the local worshipping community of the faiths named (Buddhism, Hinduism, Islam, Sikhism, and Judaism).
- R3. Children whose parents live outside the ecclesiastical parish of Godmanchester, in the following order of priority to children whose parents:
- are worshipping members of the Church of England who attend the Parish Church of St Mary the Virgin, Godmanchester;
  - attend a Trinitarian Christian Church, which is in membership of Churches Together in England, within the ecclesiastical parish of Godmanchester; or in the nearest church of that denomination if there is no church of that denomination in Godmanchester;
  - are worshipping members of the Church of England who attend a parish church other than the Parish Church of St Mary the Virgin, Godmanchester.
  - Are members of the local worshipping community of the faiths named (Buddhism, Hinduism, Islam, Sikhism, and Judaism).

If there are more applicants than places available in the lowest applicable category, priority will be given to applicants in that category in the following order:

- 1) Children with a sibling who will attend the school at the same time as the applicant;
- 2) Children living within the published catchment area.
- 3) All other children

In cases of equal merit in the lowest applicable category, priority will be given to applicants who live the shortest straight line distance, as calculated by the Local Authority, to the school.

A. Religious grounds are defined as parents who are worshipping members of the **Church of England** or who attend a **Trinitarian Christian Church, which is in membership of Churches Together in England**.

B. "Worshipping members" and "parents who attend church" are defined as attending divine worship or a public act of worship at least twice a month during the twelve months preceding 1<sup>st</sup> December prior to the year of entry to the Reception class of the school in September.

For casual entries at any other time, it is twelve months prior to the date of application. **A completed Supplementary Information Form, giving details of religious grounds, signed by a priest or minister of religion, will be required to confirm that the criteria are satisfied.**

## Applications which are not on Religious Grounds and applications on Religious Grounds which were unsuccessful

1. All remaining places will be allocated in the following order of priority to:

- N1. Looked After children
- N2. Children who live in the published catchment area.
- N3. Children who do not live in the published catchment area

If there are more applicants than places available in the lowest applicable category, priority will be given to applicants in that category in the following order:

- (1) Children with a sibling who will attend the school at the same time as the applicant;
- (2) All other children

**In cases of equal merit in the lowest applicable category, priority will be given to applicants who live the shortest straight line distance, as calculated by the Local Authority. Please refer to the Glossary of Terms on page 138 for further information.**

# St Helen's Primary School

☎ 01487 841468

Colne Road, Bluntisham, Huntingdon, PE28 3NY

School Code	5200		1 <sup>st</sup>	2 <sup>nd</sup>	3rd
School Type	Foundation	No. of Preferences received	32	11	3
Age Range	4 – 11	No. of places allocated	31		
PAN	30	Criterion allocated to	5		
No. on roll	189	No. of appeals heard	0		

The 2015-16 PAN was 46.

**Catchment Area:** Bluntisham and Colne

## Oversubscription Criteria:

Children who have a statement of special educational needs that names the school will be admitted.

NB. Those children with a statement of special educational needs that does not name the school will be referred to STAR Team to determine an appropriate place.

1. Looked After Children, or a child who was previously looked after but immediately after being looked after became subject to an adoption, a resident order or special guardianship order. A looked after child is a child who is a) in the care of a local authority, or b) being provided with accommodation by a local authority in the exercise of their social services functions (see the definition in section 22 (1) of the Children Act 1989)
2. Children living in the catchment area who have a sibling at the School at the time of admission;
3. Children living in the catchment area;
4. Children living outside the catchment area who have a sibling at the School at the time of admission;
5. Children living outside the catchment area.

**In cases of equal merit priority will go to children living nearest the school by shortest straight line distance. Please refer to the Glossary of Terms on page 138 for further information.**

## St John's C of E Primary School

Sallowbush Road, Huntingdon, PE29 7LA

☎ 01480 375026

School Code	3072		1 <sup>st</sup>	2 <sup>nd</sup>	3 <sup>rd</sup>
School Type	Voluntary Controlled	No. of Preferences received	49	28	17
Age Range	4 – 11	No. of places allocated	60		
PAN	60	Criterion allocated to	6		
No. on roll	290	No. of appeals heard	0		

**Catchment Area:** All those roads including and enclosed within the following area: from A141, Abbots Ripton Rd to St Peters Rd (including Green Tiles Close, Tower Close, and Windover Rd) up to Redwongs Way; Redwongs Way to Poplar Close; California Rd from Poplar Close to Moorhouse Drive; west side of Moorhouse Drive; west side of Coneygear Rd to Norfolk Rd; north side of Norfolk Rd and in a direct line to A141; A141 back to Abbots Ripton Rd.

**Oversubscription Criteria:** Please see page 88.

## St Mary's C of E Primary School

Wintringham Road, St Neots, PE19 1NX

☎ 01480 398048

School Code	3369		1 <sup>st</sup>	2 <sup>nd</sup>	3 <sup>rd</sup>
School Type	Academy	No. of Preferences received	10	9	10
Age Range	4 – 11	No. of places allocated	11		
PAN	30	Criterion allocated to	8		
No. on roll	181	No. of appeals heard	0		

**Catchment Area:** That part of St Neots south of the Cambridge Road and the school side of Henbrook Road.

### Oversubscription Criteria:

Children who have a statement of special educational needs that names the school will be admitted.

NB. Those children with a statement of special educational needs that does not name the school will be referred to STAR Team to determine an appropriate place.

1. Children in Care, also Looked After Children (LAC), and children who were looked after but ceased to be so by reason of adoption, a resident order or special guardianship order;
2. Children who qualify on religious grounds (in accordance with the trust deed of the school) and live within the catchment area.
  - i) Children of regular worshipping members of the Church of England and are commended by their priest.
  - ii) Children of regular worshipping members of a non-Anglican Christian Church and are commended by their priest or minister.
3. Children who may not be blood relatives, but who live in the same family home as children who are already attending the school at time of entry and live within the catchment area.
4. Children who live within the catchment area of the school.
5. Children who qualify on religious grounds (in accordance with the trust deed of the school) and live outside the catchment area.
  - i) Children of regular worshipping members of the Church of England and are commended by their priest.
  - ii) Children of regular worshipping members of a non-Anglican Christian Church and are commended by their priest or minister.
6. Children who may not be blood relatives, but who live in the same family home as children who are already attending the school at time of entry and live outside the catchment area.
7. Children of parents, who, if not worshipping members of the Christian Church, nevertheless wish their child to attend a Church of England (aided) School because of its specifically religious emphasis.
8. Those living closest to the school measured according to the shortest straight line distance.

**In cases of equal merit priority will go to children living nearest the school by shortest straight line distance. Please refer to the Glossary of Terms on page 138 for further information.**

**Parents applying under the church criterion should have a reference from their religious leader. Priority will be given to members of St Mary's Parish Church**

## Stilton C of E Primary School

Church Street, Stilton, PE7 3RF

☎ 01733 240480

School Code	3075		1 <sup>st</sup>	2 <sup>nd</sup>	3 <sup>rd</sup>
School Type	Voluntary Controlled	No. of Preferences received	28	5	12
Age Range	4 – 11	No. of places allocated	29		
PAN	30	Criterion allocated to	6		
No. on roll	172	No. of appeals heard	0		

**Catchment Area:** Stilton, Denton and Caldecote (Huntingdonshire)

**Oversubscription Criteria:** Please see page 88.

## Stukeley Meadows Primary School

Wertheim Way, Huntingdon, PE29 6UH

☎ 01480 398060

School Code	2443		1 <sup>st</sup>	2 <sup>nd</sup>	3 <sup>rd</sup>
School Type	Community	No. of Preferences received	62	28	26
Age Range	4 – 11	No. of places allocated	60		
PAN	60	Criterion allocated to	4		
No. on roll	393	No. of appeals heard	3		

**Catchment Area:** The Stukeley Meadows Housing Estate and Stukeley Road from the Spittals Roundabout to the Iron Railway Bridge.

**Oversubscription Criteria:** Please see page 88.

## Thongsley Fields Primary and Nursery School

Butts Grove Way, Huntingdon, PE29 1PE

☎ 01480 375321

School Code	2454		1 <sup>st</sup>	2 <sup>nd</sup>	3 <sup>rd</sup>
School Type	Community	No. of Preferences received	26	19	15
Age Range	4 – 11	No. of places allocated	52		
PAN	60	Criterion allocated to	6		
No. on roll	343	No. of appeals heard	0		

**Catchment Area:** all those roads including and enclosed within the following area: from A141, south side of Norfolk Road, east side of Coneygear Road from Norfolk Road to Moorhouse Drive; east side of Moorhouse Drive; California Road from Moorhouse Drive to Butts Grove Way; west side of Butts Grove Way; north side of Coneygear Road, and in a direct line to A141; A141 back to level with Norfolk Road.

**Oversubscription Criteria:** Please see page 88.

## Thorndown Primary School

Hill Rise, St Ives, Huntingdon, PE27 6SE

☎ 01480 375103

School Code	2001		1 <sup>st</sup>	2 <sup>nd</sup>	3 <sup>rd</sup>
School Type	Community	No. of Preferences received	57	41	39
Age Range	4 – 11	No. of places allocated	81		
PAN	90	Criterion allocated to	6		
No. on roll	444	No. of appeals heard	0		

**Catchment Area:** Pupils who live on the north side of the A1123 from its junction with Ramsey Road westward and the area to the east of Ramsey Road, bounded on the south by Albemarle Road and the footway leading to the Burleigh Centre and on the north by Marley Road. (This includes the northern part of Ramsey Road, both sides of Albemarle Rd, Blenheim Dr, Valiant Rd, Canberra Dr, Edinburgh Dr, Marlborough Cl, Kent Cl, Burleigh Rd, Bedford Cres, Salisbury Cl, Grafton Cl, Rutland Cl, Windsor Cl, Manchester Way, Sandwich Cl, Devon Cl, Suffolk Cl, Arran Way, York Way and Norfolk Rd). Also included is the new housing development in Houghton Grange, the development north of Houghton Road to include Goldie Close, Garner Drive, Preston Close and Clan Drive, also Adams Drive, Knights Way, Goodman Close, and the bungalow by the electricity substation.

**Oversubscription Criteria:** Please see page 88.

## Upwood Primary School

Ramsey Road, Upwood, Huntingdon, PE26 2QA

☎ 01487 813510

School Code	2226		1 <sup>st</sup>	2 <sup>nd</sup>	3 <sup>rd</sup>
School Type	Community	No. of Preferences received	32	31	10
Age Range	4 – 11	No. of places allocated	30		
PAN	30	Criterion allocated to	6		
No. on roll	182	No. of appeals heard	2		

**Catchment Area:** The Raveleys, Upwood including the former RAF Upwood base and housing, Wistow and Wistow Fen, north to Common Fen, west by Chapel Road to beyond the Methodist Church.

**Oversubscription Criteria:** Please see page 88.

## Warboys Community Primary School

Humberdale Way, Warboys, Huntingdon, PE28 2RX

☎ 01487 822317

School Code	2256		1 <sup>st</sup>	2 <sup>nd</sup>	3 <sup>rd</sup>
School Type	Community	No. of Preferences received	34	3	11
Age Range	4 – 11	No. of places allocated	37		
PAN	60	Criterion allocated to	6		
No. on roll	279	No. of appeals heard	0		

**Catchment Area:** Oldhurst, Woodhurst, Fenton, Warboys Fen and Warboys.

**Oversubscription Criteria:** Please see page 88.

## Westfield Junior School

Ramsey Road, St Ives, Huntingdon, PE27 5RG

☎ 01480 375005/6

School Code	2232		1 <sup>st</sup>	2 <sup>nd</sup>	3 <sup>rd</sup>
School Type	Community	No. of Preferences received	76	1	0
Age Range	7 – 11	No. of places allocated	76		
PAN	80	Criterion allocated to	8		
No. on roll	323	No. of appeals heard	0		

**Catchment Area:** see entry for Eastfield Infants School

**Oversubscription Criteria:** Please see page 88.

## Wheatfields Primary School

Nene Way, St Ives, Huntingdon, PE27 3WF

☎ 01480 466919

School Code	3392		1 <sup>st</sup>	2 <sup>nd</sup>	3 <sup>rd</sup>
School Type	Foundation	No. of Preferences received	69	52	14
Age Range	4 – 11	No. of places allocated	60		
PAN	60	Criterion allocated to	4		
No. on roll	400	No. of appeals heard	3		

**Catchment Area:** that part of St. Ives to the north of St. Audrey's Lane and east of Ramsey Road from its junction with the A1123, except the area to the north bounded by Ramsey Road, Albemarle Road, the footpath leading to Burleigh Centre and Marley Road.

**Oversubscription Criteria:**

Children who have a statement of special educational needs that names the school will be admitted.

NB. Those children with a statement of special educational needs that does not name the school will be referred to STAR Team to determine an appropriate place.

1. Children in Care, also known as Looked After Children (LAC), and children who were looked after but ceased to be so by reason of adoption, a resident order or special guardianship order;
2. Children living in the catchment area with a sibling at the school at the time of admission;
3. Children living in the catchment area;
4. Children living outside the catchment area who have a sibling at the school at the time of admission;
5. Children living outside the catchment area, but nearest the school according to the shortest straight line distance.

**In cases of equal merit in each set of criteria, priority will go to children living nearest the school as measured by a straight line. Please refer to the Glossary of Terms on page 138 for further information.**

**In cases of equal merit priority will go to children living nearest the school by shortest straight line distance.**

## William de Yaxley C of E Junior School

Landsdowne Road, Yaxley, PE7 3JL

☎01733 240323

<b>School Code</b>	<b>3371</b>		<b>1<sup>st</sup></b>	<b>2nd</b>	<b>3rd</b>
<b>School Type</b>	<b>Academy</b>	<b>No. of Preferences received</b>	<b>32</b>	<b>0</b>	<b>0</b>
<b>Age Range</b>	<b>7 – 11</b>	<b>No. of places allocated</b>	<b>35</b>		
<b>PAN</b>	<b>64</b>	<b>Criterion allocated to</b>	<b>9</b>		
<b>No. on roll</b>	<b>221</b>	<b>No. of appeals heard</b>	<b>0</b>		

**Catchment Area:** Yaxley, south of Broadway, and even numbers in Broadway

### Oversubscription Criteria:

Children who have a statement of special educational needs that names the school will be admitted. NB. Those children with a statement of special educational needs that does not name the school will be referred to STAR Team to determine an appropriate place.

1. Children in Care, also Looked After Children (LAC), and children who were looked after but ceased to be so by reason of adoption, a resident order or special guardianship order;
2. Children living in the catchment area with a sibling at the school at the time of admission;
3. Children of regular worshipping members of St Peter's Church, Yaxley who live within the catchment area;
4. Children of families within the catchment area who are regular worshipping members of a Christian Church;
5. Children living in the catchment area;
6. Children living outside the catchment area who have a sibling at the school at the time of admission;
7. Children of regular worshipping members of St Peter's Church, Yaxley who live outside the catchment area;
8. Children of families outside the catchment area who are regular worshipping members of a Christian church;
9. Children living outside the catchment area.

**To be considered under criteria 3, 4, 7 or 8, you must enclose with your application a completed Supplementary Information Form.**

**In cases of equal merit priority will go to children who have attended Yaxley Infant School and then living nearest the school by shortest straight line distance. Please refer to the Glossary of Terms on page 138 for further information.**

## Winhills Primary School

Duck Lane, Eynesbury, St Neots, PE19 2DX

☎01480 211626

<b>School Code</b>	<b>2005</b>		<b>1<sup>st</sup></b>	<b>2<sup>nd</sup></b>	<b>3<sup>rd</sup></b>
<b>School Type</b>	<b>Academy</b>	<b>No. of Preferences received</b>	<b>30</b>	<b>17</b>	<b>21</b>
<b>Age Range</b>	<b>4 – 11</b>	<b>No. of places allocated</b>	<b>38</b>		
<b>PAN</b>	<b>45</b>	<b>Criterion allocated to</b>	<b>6</b>		
<b>No. on roll</b>	<b>265</b>	<b>No. of appeals heard</b>	<b>0</b>		

**Catchment Area:** The area bounded by the railway to the east, Potton Road (both sides) east side of Cromwell Road to its junction of Hen Brook, Hen Brook to Duck Lane, Duck Lane to Mallard Lane and a line to Cromwell Road and to include the whole of the Eynesbury Manor housing development.

### Oversubscription Criteria:

Children who have a statement of special educational needs that names the school will be admitted. NB. Those children with a statement of special educational needs that does not name the school will be referred to STAR Team to determine an appropriate place.

1. Children in Care, also known as Looked After Children (LAC), and children who were looked after but ceased to be so by reason of adoption, a resident order or special guardianship order;
2. Children living in the catchment area with a sibling at the school at the time of admission.
3. Children living in the catchment area.
4. Children living outside the catchment area who have a sibling at the school at the time of admission.
5. Children living outside the catchment area who have been unable to gain a place at their catchment area school because of oversubscription.
6. Children who live outside the catchment area, but nearest the school as measured by a straight line.

**In cases of equal merit in each set of criteria, priority will go to children living nearest the school as measured by a straight line. Please refer to the Glossary of Terms on page 138 for further information.**



## Wyton on the Hill Primary School

Cambridge Square, Wyton on the Hill, Huntingdon, PE28 2JB

☎ 01480 452032

School Code	2240		1 <sup>st</sup>	2 <sup>nd</sup>	3 <sup>rd</sup>
School Type	Community	No. of Preferences received	32	5	9
Age Range	4 – 11	No. of places allocated	30		
PAN	30	Criterion allocated to	3		
No. on roll	170	No. of appeals heard	0		

**Catchment Area:** Wyton on the Hill

**Oversubscription Criteria:** Please see page 88.

## Yaxley Infant School

Main Street, Yaxley, PE7 3LU

☎ 01733 240918

School Code	2254		1 <sup>st</sup>	2 <sup>nd</sup>	3 <sup>rd</sup>
School Type	Community	No. of Preferences received	34	27	6
Age Range	4 – 7	No. of places allocated	36		
PAN	60	Criterion allocated to	6		
No, on roll	156	No. of appeals heard	0		

**Catchment Area:** Yaxley, south of Broadway and even numbers in Broadway

**Oversubscription Criteria:** Please see page 88.

**South Cambridgeshire Primary Schools**

**Key**

- School
- Catchment

Please Note: The boundaries shown on this map are intended to give an approximate indication of designated school catchments. They should not be taken to have any definitive administrative or legal significance.

Produced by Cambridgeshire County Council Research and Performance Team, August 2014

© Crown copyright and database rights 2014 Ordnance Survey 100023205  
Produced by Cambridgeshire County Council Research and Performance Team, August 2014

Please Note: The boundaries shown on this map are intended to give an approximate indication of designated school catchments. They should not be taken to have any definitive administrative or legal significance.



## Oversubscription Criteria for Community and Voluntary Controlled schools

### Oversubscription Criteria:

Children who have a statement of special educational needs that names the school will be admitted.  
NB. Those children with a statement of special educational needs that does not name the school will be referred to STAR Team to determine an appropriate place.

1. Children in Care, also known as Looked After Children (LAC), and children who were looked after but ceased to be so by reason of adoption, a resident order or special guardianship order;
2. Children living in the catchment area with a sibling at the school at the time of admission;
3. Children living in the catchment area;
4. Children living outside the catchment area who have a sibling at the school at the time of admission;
5. Children living outside the catchment area who have been unable to gain a place at their catchment area school because of oversubscription;
6. Children who live outside the catchment area, but nearest the school as measured by a straight line.

In cases of equal merit in each set of criteria, priority will go to children living nearest the school as measured by a straight line. Please refer to the Glossary of Terms on page 138 for further information.

### Babraham C of E Primary School

High Street, Babraham, Cambridgeshire, CB22 3AG

☎ 01223 832322

School Code	3000		1 <sup>st</sup>	2 <sup>nd</sup>	3 <sup>rd</sup>
School Type	Voluntary Controlled	No. of Preferences received	34	33	23
Age Range	4 – 11	No. of places allocated	12		
PAN	12	Criterion allocated to	6		
No. on roll	89	No. of appeals heard	0		

Catchment Area: Babraham

Oversubscription Criteria: Please see above.

### Bar Hill Primary School

Gladeside, Bar Hill, Cambridgeshire, CB23 8DY

☎ 01954 273305

School Code	2058		1 <sup>st</sup>	2 <sup>nd</sup>	3 <sup>rd</sup>
School Type	Community	No of Preferences received	56	6	6
Age Range	4 – 11	No. of places allocated	45		
PAN	60	Criterion allocated to	4		
No. on roll	295	No. of appeals heard	4		

Catchment Area: Bar Hill

Oversubscription Criteria: Please see above.

## Barrington C of E Primary School

Haslingfield Road, Barrington, Cambridgeshire, CB22 7RG

☎ 01233 712273

School Code	3001		1 <sup>st</sup>	2 <sup>nd</sup>	3 <sup>rd</sup>
School Type	Voluntary Controlled	No. of Preferences received	12	5	5
Age Range	4 – 11	No. of places allocated	15		
PAN	20	Criterion allocated to	6		
No. on roll	96	No. of appeals heard	0		

**Catchment Area:** Barrington and Shepreth

**Oversubscription Criteria:** Please see page 115.

## Barton C of E Primary School

School Lane, Barton, Cambridgeshire, CB23 7BD

☎ 01223 262474

School Code	3301		1 <sup>st</sup>	2 <sup>nd</sup>	3 <sup>rd</sup>
School Type	Voluntary Aided	No. of Preferences received	16	16	7
Age Range	4 – 11	No. of places allocated	16		
PAN	20	Criterion allocated to	7		
No. on roll	101	No of appeals heard	0		

**Catchment Area:** Barton and Grantchester

### Oversubscription Criteria:

Children who have a statement of special educational needs that names the school will be admitted.  
NB. Those children with a statement of special educational needs that does not name the school will be referred to STAR Team to determine an appropriate place.

### Oversubscription Criteria:

Children who have a statement of special educational needs that names the school will be admitted.  
NB. Those children with a statement of special educational needs that does not name the school will be referred to STAR Team to determine an appropriate place.

1. Children in Care, also Looked After Children (LAC), and children who were looked after but ceased to be so by reason of adoption, a resident order or special guardianship order;
2. Children living within the county parishes of Barton and Grantchester (the school catchment area);
3. Children who have a sibling at the school at the date of admission;
4. Children whose families are involved in the life and work of St Peter's Church Barton or the Church of St Andrew & St Mary, Grantchester but who live outside the school catchment area;
5. Children whose families are involved in the life and work of any other Christian church, who live outside the catchment area, and who choose Barton because of its Church Aided status;
6. Children of staff where the member of staff has been employed at the school for two or more years at the time at which the application for admission to the school is made;
7. Children whose parents have expressed a wish for their child to attend Barton School.

**A completed Reference Form (Supplementary Information Form) will be required to confirm a family's involvement in the life and work of St Peter's Church, Barton, the Church of St Andrew and St Mary, Grantchester or any other Christian church and any positive responses under this criterion will be treated equally.**

**In cases of equal merit in each set of criteria, priority will go to children living nearest the school as measured by a straight line. Please refer to the Glossary of Terms on page 138 for further information.**

## Bassingbourn Primary School

Brook Road, Bassingbourn Cum Kneesworth, SG8 5NP

☎ 01763 242460

School Code	2002		1 <sup>st</sup>	2 <sup>nd</sup>	3 <sup>rd</sup>
School Type	Community	No. of Preferences received	34	8	5
Age Range	4 – 11	No. of places allocated	36		
PAN	50	Criterion allocated to	6		
No. on roll	261	No. of appeals heard	0		

**Catchment Area:** Bassingbourn, Shingay-cum-Wendy, Kneesworth

**Oversubscription Criteria:** Please see page 115.

## The Bellbird Primary School

Link Road, Sawston, Cambridgeshire, CB22 3GB

☎ 01223 833216

School Code	3943		1 <sup>st</sup>	2 <sup>nd</sup>	3 <sup>rd</sup>
School Type	Community	No. of Preferences received	40	17	15
Age Range	4 – 11	No. of places allocated	45		
PAN	45	Criterion allocated to	6		
No. on roll	244	No. of appeals heard	0		

**Catchment Area:** Sawston – west of a line extending to the northern boundary and passing through the water tower (Babraham Road) to Church Lane, and also to the south to include High Street London Road developments and Pampisford.

**Oversubscription Criteria:** Please see page 115.

## Bourn C of E Primary Academy

Riddy Lane, Bourn, Cambridgeshire, CB23 2SP

☎ 01954 719282

School Code	3002		1 <sup>st</sup>	2 <sup>nd</sup>	3 <sup>rd</sup>
School Type	Academy	No. of Preferences received	27	19	12
Age Range	4 – 11	No. of places allocated	28		
PAN	28	Criterion allocated to	5		
No. on roll	196	No. of appeals heard	0		

**Catchment Area:** Bourn, Caxton, Kingston and Longstowe

### Oversubscription Criteria:

Children who have a statement of special educational needs that names the school will be admitted.

NB. Those children with a statement of special educational needs that does not name the school will be referred to STAR Team to determine an appropriate place.

1. Children in Care, also known as Looked After Children (LAC), and children who were looked after but ceased to be so by reason of adoption, a resident order or special guardianship order;
2. Children living in the School's catchment area with a sibling (child living in the same home) at the School at the time of admission.
3. Children living outside the catchment area with a sibling (child living in the same home) at the school at the time of admission.
4. Children living in the catchment area.
5. Other children whose parents have expressed a wish for their child to attend Bourn Primary.

**In cases of equal merit in each set of criteria, priority will go to children living nearest the school as measured by a straight line. Please refer to the Glossary of Terms on page 138 for further information.**

## Burrough Green C of E Primary School

Bradley Road, Burrough Green, CB8 9NH

☎ 01638 507236

School Code	3004		1 <sup>st</sup>	2 <sup>nd</sup>	3 <sup>rd</sup>
School Type	Voluntary Controlled	No. of Preferences received	12	12	4
Age Range	4 – 11	No. of places allocated	15		
PAN	15	Criterion allocated to	6		
No. on roll	95	No. of appeals heard	0		

**Catchment Area:** Burrough Green, Brinkley, Carlton and Westley Waterless.

**Oversubscription Criteria:** Please see page 115.

## Caldecote Primary School

Highfields Road, Highfields, Caldecote, Cambridgeshire, CB23 7NX

☎ 01954 210263

School Code	2004		1 <sup>st</sup>	2 <sup>nd</sup>	3 <sup>rd</sup>
School Type	Community	No. of Preferences received	33	12	3
Age Range	4 – 11	No. of places allocated	30		
PAN	30	Criterion allocated to	6		
No. on roll	196	No. of appeals heard	0		

**Catchment Area:** Caldecote (South Cambridgeshire) and Childerley

**Oversubscription Criteria:** Please see page 115.

## Castle Camps C of E Primary School

Church Lane, Castle Camps, Cambridgeshire, CB21 4TH

☎ 01799 584270

School Code	3008		1 <sup>st</sup>	2 <sup>nd</sup>	3 <sup>rd</sup>
School Type	Voluntary Controlled	No. of Preferences received	13	9	3
Age Range	4 – 11	Number of places allocated	14		
PAN	20	Criterion allocated to	6		
Number on roll	111	Number of appeals heard	0		

**Catchment Area:** Castle Camps, Shudy Camps, Camps End, Horseheath, Cardinals Green bounded to the south and east by county boundaries.

**Oversubscription Criteria:** Please see page 115.

## Coton C of E Primary School

Whitwell Way, Coton, Cambridgeshire, CB23 7PW

☎ 01954 210339

School Code	3011		1 <sup>st</sup>	2 <sup>nd</sup>	3 <sup>rd</sup>
School Type	Voluntary Controlled	No. of Preferences received	18	9	13
Age Range	4 – 11	No. of places allocated	19		
PAN	20	Criterion allocated to	6		
No. on roll	126	No. of appeals heard	0		

**Catchment Area:** Coton and Madingley

**Oversubscription Criteria:** Please see page 115.

## Cottenham Primary School

Lamb's Lane, Cottenham, Cambridgeshire, CB24 8TA

☎ 01954 250227

School Code	2006		1 <sup>st</sup>	2 <sup>nd</sup>	3 <sup>rd</sup>
School Type	Community	No. of Preferences received	66	24	12
Age Range	4 – 11	No. of places allocated	68		
PAN	90	Criterion allocated to	6		
No. on roll	598	No. of appeals heard	0		

**Catchment Area:** Cottenham and Rampton

**Oversubscription Criteria:** Please see page 115.

## Dry Drayton C of E Primary School

Park Street, Dry Drayton, Cambridgeshire, CB23 8DA

☎ 01954 780618

School Code	3012		1 <sup>st</sup>	2 <sup>nd</sup>	3 <sup>rd</sup>
School Type	Voluntary Controlled	No. of Preferences received	7	6	4
Age Range	4 – 11	No. of places allocated	8		
PAN	10	Criterion allocated to	6		
No. on roll	63	No. of appeals heard	0		

**Catchment Area:** Dry Drayton

**Oversubscription Criteria:** Please see page 115.

## Duxford C of E Primary School

St John's Street, Duxford, Cambridgeshire, CB22 4RA

☎ 01223 712108

School Code	3041		1 <sup>st</sup>	2 <sup>nd</sup>	3 <sup>rd</sup>
School Type	Voluntary Controlled	No. of Preferences received	30	6	6
Age Range	4 – 11	No. of places allocated	35		
PAN	35	Criterion allocated to	3		
No. on roll	196	No. of appeals heard	0		

**Catchment Area:** Duxford, Heathfields, Ickleton and Hinxton

**Oversubscription Criteria:** Please see page 115.

## Elsworth C of E Primary School

Broad End, Elsworth, Cambridgeshire, CB23 4JD

☎ 01954 267272

School Code	3308		1 <sup>st</sup>	2 <sup>nd</sup>	3 <sup>rd</sup>
School Type	Voluntary Aided	No. of Preferences received	15	11	7
Age Range	4 – 11	No. of places allocated	15		
PAN	20	Criterion allocated to	8		
No. on roll	131	No. of appeals heard	0		

**Catchment Area:** Elsworth, Conington, Boxworth, Knapwell as well as a wider area on religious grounds

### Oversubscription Criteria:

Children who have a statement of special educational needs that names the school will be admitted.

NB. Those children with a statement of special educational needs that does not name the school will be referred to STAR Team to determine an appropriate place.

1. Children in Care, also Looked After Children (LAC), and children who were looked after but ceased to be so by reason of adoption, a resident order or special guardianship order;
2. Children whose home address is in the school's catchment area with siblings at the school, at time of admission.
3. Children whose home address is in the catchment area, at the time of admission.
4. Children who live outside the catchment area who have siblings in the school at the time of admission.
5. Children who live outside the catchment area but are children of regular worshipping members of the Church of England;
6. Children who live outside the catchment area but are children of regular worshipping members of a non-Anglican Christian Church;
7. Children whose parents, if not worshipping members of a Christian Church, nevertheless wish their children to attend a Church of England Aided School because of its specifically religious emphasis;
8. Then priority will be given to children living outside the catchment area, but nearest to the school according to the shortest straight line distance.

**Applicants from outside of the catchment area must also write a letter giving their reasons for choosing Elsworth. This letter must be submitted to the school.**

**In cases of equal merit priority will go to children living nearest the school by shortest straight line distance. Please refer to the Glossary of Terms on page 138 for further information.**

## Fen Drayton Primary School

Cootes Lane, Fen Drayton, Cambridgeshire, CB24 4SL

☎ 01954 273346

School Code	2010		1 <sup>st</sup>	2 <sup>nd</sup>	3 <sup>rd</sup>
School Type	Community	No. of Preferences received	6	18	7
Age Range	4 – 11	No. of places allocated	8		
PAN	15	Criterion allocated to	6		
No. on roll	92	No. of appeals heard	0		

**Catchment Area:** Fen Drayton

**Oversubscription Criteria:** Please see page 115.



## Fenstanton and Hilton Primary School

School Lane, Fenstanton, Huntingdon, PE28 9JR

☎ 01480 375055

School Code	2208		1 <sup>st</sup>	2 <sup>nd</sup>	3 <sup>rd</sup>
School Type	Community	No. of Preferences received	28	18	13
Age Range	4 – 11	No. of places allocated	28		
PAN	40	Criterion allocated to	6		
No. on roll	261	No. of appeals heard	0		

**Catchment Area:** Hilton and Fenstanton (excluding London Road, St Ives)

**Oversubscription Criteria:** Please see page 115.

## Fowlmere Primary School

The Butts, Fowlmere, Royston, SG8 7SL

☎ 01763 208203

School Code	2011		1 <sup>st</sup>	2 <sup>nd</sup>	3 <sup>rd</sup>
School Type	Community	No. of Preferences received	14	8	9
Age Range	4 – 11	No. of places allocated	15		
PAN	17	Criterion allocated to	6		
No. on roll	100	No. of appeals heard	0		

**Catchment Area:** Fowlmere, Great and Little Chishall, Chishall Grange and Heydon

**Oversubscription Criteria:** Please see page 115.

## Foxton Primary School

11 Hardman Road, Foxton, Cambridgeshire, CB22 6RN

☎ 01223 712447

School Code	2012		1 <sup>st</sup>	2 <sup>nd</sup>	3 <sup>rd</sup>
School Type	Community	No. of Preferences received	17	2	7
Age Range	4 – 11	No. of places allocated	17		
PAN	17	Criterion allocated to	6		
No. on roll	102	No. of appeals heard	1		

**Catchment Area:** Foxton

**Oversubscription Criteria:** Please see page 115.

## Gamlingay First School

Green End, Gamlingay, SG19 3LE

☎ 01767 650208

School Code	2014		1 <sup>st</sup>	2 <sup>nd</sup>	3 <sup>rd</sup>
School Type	Community First	No. of Preferences received	33	3	2
Age Range	4 – 9	No. of places allocated	34		
PAN	48	Criterion allocated to	6		
No. on roll	196	No. of appeals heard	0		

**Catchment Area:** Everton Heath, East Hatley, Hatley St George, Gamlingay and Tetworth

Please note that this school is considering changing its age range to a primary school from September 2016. If following the consultation they decide to proceed, the proposed timetable for changing the school's age range would be for children in the 2015/16 Year 4 cohort to have the additional option of remaining in the school in 2016/17 as Year 5 pupils and complete their primary education there in Year 6 in 2017/18.

**Oversubscription Criteria:** Please see page 115.

## Gamlingay Village College

Station Road, Gamlingay, SG19 3HD

☎ 01767 650360

School Code	4001		1 <sup>st</sup>	2 <sup>nd</sup>	3 <sup>rd</sup>
School Type	Academy	No. of Preferences received	45	5	0
Age Range	9-13	No. of places allocated	46		
PAN	62	Criterion allocated to	6		
No. on roll	156	No. of appeals heard	0		

This is a middle school catering for Years 5-8. Please note that Gamlingay First School is considering changing its age range to a primary school from September 2016. If agreed 2015/16 Year 4 cohort could remain at Gamlingay First School in 2016/17 as Year 5 pupils.

**Catchment Area:** Everton Heath, East Hatley, Hatley St George, Gamlingay and Tetworth

### Oversubscription Criteria

Children who have a statement of special educational needs that names the school will be admitted. NB. Those children with a statement of special educational needs that does not name the school will be referred to STAR Team to determine an appropriate place.

Where applications exceed the PAN, places will be allocated in order to:

1. Children in Care, also looked after children (LAC), and children who were looked after but ceased to be so by reason of adoption, a resident order or special guardianship order;
2. Children living in the catchment area (1) with a sibling (2) at the school (or who have attended Gamlingay First School) at the time of admission;
3. Children living in the catchment area;
4. Children living outside the catchment area who have a sibling at the school (or partner junior school) at the time of admission;
5. Children living outside the catchment area who have been unable to gain a place at their catchment area school because of oversubscription;
6. Children living outside the catchment area, but nearest the school according to the shortest straight line distance.

1 A map and/or further information is available from the school.

2 A sibling is defined as another child of compulsory school age living in the same family home.

**In cases of equal merit, priority will go first to children living nearest the school according to the shortest straight line distance. Please refer to the Glossary of Terms on page 138 for further information.**

## Girton Glebe Primary School

Cambridge Road, Girton, Cambridgeshire, CB3 0PN

☎ 01223 276484

School Code	2015		1 <sup>st</sup>	2 <sup>nd</sup>	3 <sup>rd</sup>
School Type	Community	No. Preferences received	26	40	17
Age Range	4 – 11	No. places allocated	27		
PAN	40	Criterion allocated to	6		
No. on roll	261	No. appeals heard	0		

**Catchment Area:** Girton

**Oversubscription Criteria:** Please see page 115.

## Great and Little Shelford C of E Primary School

Church Street, Great Shelford, Cambridgeshire, CB22 5EL

☎ 01223 843107

School Code	3310		1 <sup>st</sup>	2 <sup>nd</sup>	3 <sup>rd</sup>
School Type	Voluntary Aided	No. of Preferences received	38	28	15
Age Range	4 – 11	No. of places allocated	30		
PAN	30	Criterion allocated to	2d		
No. on roll	203	No. of appeals heard	1		

**Catchment Area:** Great Shelford, Little Shelford as well as wider on religious grounds

### Oversubscription Criteria:

Children who have a statement of special educational needs that names the school will be admitted.

NB. Those children with a statement of special educational needs that does not name the school will be referred to STAR Team to determine an appropriate place.

- Children in Care, also known as Looked After Children (LAC), and children who were looked after but ceased to be so by reason of adoption, a resident order or special guardianship order (supportive evidence will be required);
- Children living in the parishes of Great and Little Shelford using the following criteria in order:
  - The attendance of a brother or sister at the time of admission;
  - Children whose families are involved in the life and work of St Mary's Church, Great Shelford or All Saint's Church, Little Shelford in the following order of priority: i) families at the heart of their church ii) families attached to their church iii) families known to their church
  - Children whose families are involved in the life and work of any other Christian church in the following order of priority: i) families at the heart of their church ii) families attached to their church iii) families known to their church
  - Children living closest to the school according to the shortest straight line distance
- Children applying from outside Great and Little Shelford using the same criteria and in order as in 2) above.

**Under criteria 2 and 3 above, applications made under sub-sections b) and c) must be supported by the completion of the school's Supplementary Information Form. This SIF should be submitted to the school by the application deadline. In case of equal merit, priority will go to children living nearest to the school according to the shortest straight line distance. Please refer to the Glossary of Terms on page 138 for further information.**

## Great Abington Primary School

High Street, Great Abington, Cambridgeshire, CB21 6AE

☎ 01223 891362

School Code	2016		1 <sup>st</sup>	2 <sup>nd</sup>	3 <sup>rd</sup>
School Type	Community	No. Preferences received	20	18	9
Age Range	4 – 11	No. places allocated	20		
PAN	20	Criterion allocated to	6		
No. on roll	130	No. of appeals heard	0		

**Catchment Area:** Great Abington, Little Abington and Hildersham

**Oversubscription Criteria:** Please see page 115.

## Guilden Morden C of E Primary School

Pound Green, Guilden Morden, SG8 0JZ

☎ 01763 852318

School Code	3018		1 <sup>st</sup>	2 <sup>nd</sup>	3 <sup>rd</sup>
School Type	Voluntary Controlled	No. of Preferences received	9	5	5
Age Range	4 – 11	No. of places allocated	9		
PAN	12	Criterion allocated to	6		
No. on roll	72	No. of appeals heard	0		

**Catchment Area:** Guilden Morden

**Oversubscription Criteria:** Please see page 115.

## Hardwick and Cambourne Community Primary School

☎ 01954 210070

Limes Road, Hardwick, Cambridgeshire, CB23 7RE

School Code	2315		1 <sup>st</sup>	2 <sup>nd</sup>	3 <sup>rd</sup>
School Type	Community	No. of Preferences received	69	48	31
Age Range	4 – 11	No. of places allocated	73		
PAN	105	Criterion allocated to	6		
No. on roll	354	No. of appeals heard	0		

The catchment area will now serve the village of Hardwick, and the whole of Cambourne.

**Oversubscription Criteria:** Please see page 115.

## Harston and Newton Primary School

High Street, Harston, Cambridgeshire, CB22 7PX

☎ 01223 870345

School Code	2018		1 <sup>st</sup>	2 <sup>nd</sup>	3 <sup>rd</sup>
School Type	Community	No. of Preferences received	28	4	6
Age Range	4 – 11	No. of places allocated	25		
PAN	25	Criterion allocated to	6		
No. on roll	162	No. of appeals heard	0		

**Catchment Area:** Harston and Newton

**Oversubscription Criteria:** Please see page 115.

## Haslingfield Primary School

High Street, Haslingfield, Cambridgeshire, CB23 1JW

☎ 01223 870457

School Code	3035		1 <sup>st</sup>	2 <sup>nd</sup>	3 <sup>rd</sup>
School Type	Voluntary Controlled	No. of Preferences received	21	16	8
Age Range	4 – 11	No. of places allocated	24*		
PAN	20	Criterion allocated to	6		
No. on roll	157	No. of appeals heard	0		

\*Extra places were offered to meet local need.

**Catchment Area:** Haslingfield and Harlton

**Oversubscription Criteria:** Please see page 115.

## Hatton Park Primary School

Hatton's Park, Longstanton, Cambridgeshire, CB24 3DL

☎ 01954 273315

School Code	2056		1 <sup>st</sup>	2 <sup>nd</sup>	3 <sup>rd</sup>
School Type	Academy	No. of Preferences received	35	12	5
Age Range	4 – 11	No. of places allocated	39*		
PAN	30	Criterion allocated to	3		
No. on roll	209	No. of appeals heard	0		

\* Additional places were offered to meet catchment need.

**Catchment Area:** Longstanton

**Oversubscription Criteria:**

Children who have a statement of special educational needs that names the school will be admitted.

NB. Those children with a statement of special educational needs that does not name the school will be referred to STAR Team to determine an appropriate place.

1. Children in Care, also known as Looked After Children (LAC), and children who were looked after but ceased to be so by reason of adoption, a resident order or special guardianship order;
2. Children living in the catchment area with a sibling at the school at the time of admission.
3. Children living in the catchment area.
4. Children living outside the catchment area who have a sibling at the school at the time of admission.
5. Children living outside the catchment area who have been unable to gain a place at their catchment area school because of oversubscription.
6. Children who live outside the catchment area, but nearest the school as measured by a straight line.

In cases of equal merit in each set of criteria, priority will go to children living nearest the school as measured by a straight line. Please refer to the Glossary of Terms on page 138 for further information.

## Hauxton Primary School

Jopling Way, Hauxton, Cambridgeshire, CB22 5HY

☎ 01223 870364

School Code	2205		1 <sup>st</sup>	2 <sup>nd</sup>	3 <sup>rd</sup>
School Type	Community	No. of Preferences received	8	3	4
Age Range	4 – 11	No. of places allocated	10		
PAN	15	Criterion allocated to	6		
No. on roll	81	No. of appeals heard	0		

**Catchment Area:** Hauxton

**Oversubscription Criteria:** Please see page 115.

## Histon and Impington Infant School

New School Road, Histon, Cambridgeshire, CB24 9LL

☎ 01223 568826

School Code	2319		1 <sup>st</sup>	2 <sup>nd</sup>	3 <sup>rd</sup>
School Type	Academy	No. of Preferences received	110	43	34
Age Range	4 – 7	No. of places allocated	113*		
PAN	90	Criterion allocated to	6		
No. on roll	261	No. of appeals heard	0		

\* Additional places were offered to meet local need

**Catchment Area:** Histon and Impington

### **Oversubscription Criteria:**

Children who have a statement of special educational needs that names the school will be admitted.

NB. Those children with a statement of special educational needs that does not name the school will be referred to STAR Team to determine an appropriate place.

1. Children in Care, also known as Looked After Children (LAC), and children who were looked after but ceased to be so by reason of adoption, a resident order or special guardianship order;
2. Children living in the catchment area with a sibling at the school (or partner junior school) at the time of admission.
3. Children living in the catchment area.
4. Children living outside the catchment area who have a sibling at the school (or partner junior school) at the time of admission.
5. Children living outside the catchment area who have been unable to gain a place at their catchment area school because of oversubscription.
6. Children who live outside the catchment area, but nearest the school as measured by a straight line.

**In cases of equal merit in each set of criteria, priority will go to children living nearest the school as measured by a straight line. Please refer to the Glossary of Terms on page 138 for further information.**

## Histon and Impington Junior School

The Green, Histon, Cambridgeshire, CB24 9JA

☎ 01223 712192

School Code	2318		1 <sup>st</sup>	2 <sup>nd</sup>	3 <sup>rd</sup>
School Type	Academy	No. of Preferences received	94	0	0
Age Range	7 – 11	No. of places allocated	94*		
PAN	90	Criterion allocated to	8		
No. on roll	367	No. of appeals heard	0		

\*Extra places were offered to meet local need.

**Catchment Area:** Histon and Impington

### Oversubscription Criteria:

Children who have a statement of special educational needs that names the school will be admitted.

NB. Those children with a statement of special educational needs that does not name the school will be referred to STAR Team to determine an appropriate place.

1. Children in Care, also known as Looked After Children (LAC), and children who were looked after but ceased to be so by reason of adoption, a resident order or special guardianship order;
2. Children who live in the catchment area, attend the partner infant school and who have a sibling at the school (or partner infant school) at the time of admission.
3. Children who live in the catchment area who have a sibling at the school (or partner infant school) at the time of admission.
4. Children who live in the catchment area and who attend the partner infant school.
5. Children living in the catchment area.
6. Children who live outside the catchment area, but attend the partner infant school and have a sibling at the school (or partner infant school) at the time of admission.
7. Children who live outside the catchment area, but have a sibling at the school (or partner infant school) at the time of admission.
8. Children who live outside the catchment area, but who attend the partner infant school.  
Children who live outside the catchment area and who have been unable to gain a place at their catchment area school because of oversubscription.
9. Children who live outside the catchment area, but nearest the school as measured by a straight line.

**In cases of equal merit in each set of criteria, priority will go to children living nearest the school as measured by a straight line. Please refer to the Glossary of Terms on page 138 for further information.**

## The Icknield Primary School

Lynton Way, Sawston, Cambridgeshire, CB22 3EA

☎ 01223 508750

School Code	2202		1 <sup>st</sup>	2 <sup>nd</sup>	3 <sup>rd</sup>
School Type	Foundation with a Trust	No. of Preferences received	23	20	15
Age Range	4 – 11	No. of places allocated	30		
PAN	30	Criterion allocated to	5		
No. on roll	184	No. of appeals heard	0		

**Catchment Area:** Sawston – east of a line extending to the northern boundary and passing through the water tower (Babraham Road) to Church Lane and also to the south not including High Street London Road developments.

### Oversubscription Criteria:

Children who have a statement of special educational needs that names the school will be admitted. NB. Those children with a statement of special educational needs that does not name the school will be referred to STAR Team to determine an appropriate place.

1. Children in Care, also Looked After Children (LAC), and children who were looked after but ceased to be so by reason of adoption, a resident order or special guardianship order;
2. The child resides in the school's catchment area with a sibling attending the school at the time of admission.
3. The child resides in the school's catchment area.
4. The child does not reside in the catchment area for the school but has a sibling attending the school at the time of admission.
5. The child does not reside in the catchment area

In cases of equal merit in each set of criteria, priority will go to children living nearest the school as measured by a straight line. Please refer to the Glossary of Terms on page 138 for further information.

## Jeavons Wood Primary School

Eastgate, Great Cambourne, CB23 6DZ

☎ 01954 717180

School Code	5205		1 <sup>st</sup>	2 <sup>nd</sup>	3 <sup>rd</sup>
School Type	Foundation with a Trust	No. Preferences received	66	66	27
Age Range	4 – 13	No. of places allocated	60		
PAN	60	Criterion allocated to	3		
No. on roll	379	No. of appeals heard	0		

\*The criterion for 2014 entry was not the same as that below.

**Catchment Area:** The school will serve the whole of Cambourne. Please also see entry for Hardwick Primary School.

### Oversubscription Criteria:

Children who have a statement of special educational needs that names the school will be admitted. NB. Those children with a statement of special educational needs that does not name the school will be referred to STAR Team to determine an appropriate place.

1. Children in care, also looked after children (LAC), and children who were looked after but ceased to be so by reason of adoption, a resident order or special guardianship order
2. Children with a sibling at the school at the time of admission and who live in the catchment area;
3. Children living in the catchment area;
4. Children living outside the catchment area who have a sibling at the school at the time of admission;
5. Children living outside the catchment area who have been unable to gain a place at their catchment school because of over-subscription
6. Children who live out of catchment.

In cases of equal merit in each set of criteria, priority will go to children living nearest the school as measured by a straight line. Please refer to the Glossary of Terms on page 138 for further information.



## Linton C of E Infant School

Church Lane, Linton, CB21 4JX

☎ 01223 891421

School Code	3317		1 <sup>st</sup>	2 <sup>nd</sup>	3 <sup>rd</sup>
School Type	Voluntary Aided	No. of Preferences received	47	17	11
Age Range	4 – 7	No. of places allocated	56		
PAN	60	Criterion allocated to	6		
No. on roll	171	No. of appeals heard	0		

**Catchment Area:** Linton, Bartlow as well as a wider area on religious grounds.

### Oversubscription Criteria:

Children who have a statement of special educational needs that names the school will be admitted.

NB. Those children with a statement of special educational needs that does not name the school will be referred to STAR Team to determine an appropriate place.

In the event of over-subscription, the school uses the following criteria in priority order:

1. Children in Care, also known as Looked After Children (LAC), and children who were looked after but ceased to be so by reason of adoption, a resident order or special guardianship order;
2. Children living within the catchment area with a sibling (i.e. a child living in the same home) attending the school (or Linton Heights Junior School) at the time of admission;
3. Children living within the catchment area;
4. Children whose families are involved in the life and work of St Mary's Church Linton or St Mary's Church Bartlow, but who live outside the catchment area. (A letter from the Team Rector will be required to confirm a family's involvement in the life and work of St Mary's Churches Linton or Bartlow and any positive responses under this criterion will be treated equally) ;
5. Children living outside the catchment area with a sibling (i.e. a child living in the same home) attending the school (or Linton Heights Junior School) at the time of admission.
6. Children living nearest to the school measured by the shortest straight line distance.

**In cases of equal merit in each set of criteria, priority will go to children living nearest the school as measured by a straight line. Please refer to the Glossary of Terms on page 138 for further information.**

## Linton Heights Junior School

Wheatsheaf Way, Linton, CB21 4XB

☎ 01223 892210

School Code	2204		1 <sup>st</sup>	2 <sup>nd</sup>	3 <sup>rd</sup>
School Type	Community	No. of Preferences received	53	0	0
Age Range	7 – 11	No. of places allocated	53		
PAN	60	Criterion allocated to	10		
No. on roll	223	No. of appeals heard	0		

**Catchment Area:** Linton, Bartlow.

**Oversubscription Criteria:** Please see page 115.

## The Meadow Primary School

High Street, Balsham, Cambridgeshire, CB21 4DJ

☎ 01223 894400

School Code	2201		1 <sup>st</sup>	2 <sup>nd</sup>	3 <sup>rd</sup>
School Type	Academy	No. of Preferences received	21	9	7
Age Range	4 – 11	No. of places allocated	22		
PAN	40	Criterion allocated to	6		
No. on roll	234	No. of appeals heard	0		

**Catchment Area:** Balsham, Streetly End, West Wickham, Weston Colville and West Wrattling

### Oversubscription Criteria:

Children who have a statement of special educational needs that names the school will be admitted.  
NB. Those children with a statement of special educational needs that does not name the school will be referred to STAR Team to determine an appropriate place.

1. Children in Care, also known as Looked After Children (LAC), and children who were looked after but ceased to be so by reason of adoption, a resident order or special guardianship order;
2. Children living in the catchment area with a sibling at the school at the time of admission.
3. Children living in the catchment area.
4. Children living outside the catchment area who have a sibling at the school at the time of admission.  
Children living outside the catchment area who have been unable to gain a place at their catchment area school because of oversubscription.
5. Children who live outside the catchment area, but nearest the school as measured by a straight line.

In cases of equal merit in each set of criteria, priority will go to children living nearest the school as measured by a straight line. Please refer to the Glossary of Terms on page 138 for further information.

## Melbourn Primary School

Mortlock Street, Melbourn, SG8 6DB

☎ 01763 223457

School Code	2028		1 <sup>st</sup>	2 <sup>nd</sup>	3 <sup>rd</sup>
School Type	Community	No. of Preferences received	47	12	7
Age Range	4 – 11	No. of places allocated	45		
PAN	45	Criterion allocated to	3		
No. on roll	302	No. of appeals heard	0		

**Catchment Area:** Melbourn

**Oversubscription Criteria:** Please see page 115.

## Meldreth Primary School

High Street, Meldreth, SG8 6LA

☎ 01763 260432

School Code	2029		1 <sup>st</sup>	2 <sup>nd</sup>	3 <sup>rd</sup>
School Type	Community	No. of Preferences received	21	26	4
Age Range	4 – 11	No. of places allocated	20		
PAN	25	Criterion allocated to	6		
No. on roll	161	No. of appeals heard	0		

**Catchment Area:** Meldreth

**Oversubscription Criteria:** Please see page 115.

## The Meridian Primary School

Harbour Avenue, Comberton, Cambridgeshire, CB23 7DD

☎ 01223 262423

School Code	2059		1 <sup>st</sup>	2 <sup>nd</sup>	3 <sup>rd</sup>
School Type	Community	No. of Preferences received	26	23	8
Age Range	4 – 11	No. of places allocated	28		
PAN	45	Criterion allocated to	6		
No. on roll	213	No. of appeals heard	0		

**Catchment Area:** Comberton, Great Eversden, Little Eversden and Toft

**Oversubscription Criteria:** Please see page 115.

## Milton C of E Primary School

Humphries Way, Milton, Cambridgeshire, CB24 6DL

☎ 01223 508783

School Code	3026		1 <sup>st</sup>	2 <sup>nd</sup>	3 <sup>rd</sup>
School Type	Voluntary Controlled	No. of Preferences received	51	29	24
Age Range	4 – 11	No. of places allocated	54		
PAN	60	Criterion allocated to	6		
No. on roll	387	No. of appeals heard	0		

**Catchment Area:** Milton

**Oversubscription Criteria:** Please see page 115.

## Monkfield Park Primary School

School Lane, Great Cambourne, CB23 5AX

☎ 01954 273377

School Code	2449		1 <sup>st</sup>	2 <sup>nd</sup>	3 <sup>rd</sup>
School Type	Community	No. of Preferences received	51	27	32
Age Range	4 – 11	No. of places allocated	56		
PAN	60	Criterion allocated to	6		
No. on roll	404	No. of appeals heard	0		

**Catchment Area:** The school will serve the whole of Cambourne. Please also see entry for Hardwick Primary School.

**Oversubscription Criteria:** Please see page 115.

## Oakington C of E Primary School

Water Lane, Oakington and Westwick, CB24 3AL

☎ 01223 232328

School Code	3321		1 <sup>st</sup>	2 <sup>nd</sup>	3 <sup>rd</sup>
School Type	Voluntary Aided	No. of Preferences received	25	26	31
Age Range	4 – 11	No. of places allocated	20		
PAN	20	Criterion allocated to	4		
No. on roll	125	No. of appeals heard	2		

**Catchment Area:** Oakington and Westwick (and a wider area on religious grounds)

### Oversubscription Criteria:

Children who have a statement of special educational needs that names the school will be admitted.

NB. Those children with a statement of special educational needs that does not name the school will be referred to STAR Team to determine an appropriate place.

The oversubscription criteria are as follows:

1. Children in Care, also Looked After Children (LAC), and children who were looked after but ceased to be so by reason of adoption, a resident order or special guardianship order;
2. Children living in the parishes of Oakington and Westwick at the time of admission.
3. Children living outside Oakington and Westwick with a sibling at the school at the time of admission.
4. Children living outside Oakington and Westwick, with priority being given to those who live closest.

If it becomes necessary to consider children who satisfy the same admission criteria, priority will be given to children who live nearest the school. The distance, for admission purposes, is measured using the straight line distance from the reference point of the home to the reference point of the school, both as determined by the National Land and Property Gazetteer (NPLG). **Please refer to the Glossary of Terms on page 138 for further information.**

Sibling means having at least one parent in common or living in the same household as brother and sisters.

## Over Primary School

Long Furlong, Over, Cambridgeshire, CB24 5PG

☎ 01954 273332

School Code	2031		1 <sup>st</sup>	2 <sup>nd</sup>	3 <sup>rd</sup>
School Type	Community	No. of Preferences received	38	14	11
Age Range	4 – 11	No. of places allocated	40		
PAN	40	Criterion allocated to	6		
No. on roll	322	No. of appeals heard	0		

**Catchment Area:** Over

**Oversubscription Criteria:** Please see page 115.

## Pendragon Primary School

Varrier Jones Drive, Papworth Everard, Cambridgeshire, CB23 3XQ

☎ 01480 830267

School Code	2033		1 <sup>st</sup>	2 <sup>nd</sup>	3 <sup>rd</sup>
School Type	Community	No. of Preferences received	60	3	4
Age Range	4 – 11	No. of places allocated	60		
PAN	60	Criterion allocated to	6		
No. on roll	347	No. of appeals heard	1		

**Catchment Area:** Papworth Everard

**Oversubscription Criteria:** Please see page 115.

## Petersfield C of E Primary School

Hurdleditch Road, Orwell, SG8 5QG

☎ 01223 207382

School Code	3331		1 <sup>st</sup>	2 <sup>nd</sup>	3 <sup>rd</sup>
School Type	Voluntary Aided	No. of Preferences received	19	5	0
Age Range	4 – 11	No. of places allocated	22		
PAN	30	Criterion allocated to	OC 3		
No. on roll	142	No. of appeals heard	0		

**Catchment Area:** The catchment area is defined as the ecclesiastical parishes of Arrington, Croydon, Orwell, Tadlow, Whaddon, Wimpole.

### Oversubscription Criteria:

Children who have a statement of special educational needs that names the school will be admitted.

NB. Those children with a statement of special educational needs that does not name the school will be referred to STAR Team to determine an appropriate place.

1. Children in Care, also Looked After Children (LAC), and children who were looked after but ceased to be so by reason of adoption, a resident order or special guardianship order;
2. Children living in the catchment area with a sibling at the school at the time of admission.
3. Children living in the catchment area who live farthest from an alternative school as defined by the shortest public road route.

Children from outside the catchment area will be admitted if the admissions number from within the catchment area is less than 30. The following priorities will apply:

1. Children living outside the catchment area with a sibling at the school at the time of admission
2. Children of parents who attend Christian Churches. This needs to be substantiated in the form of a letter from their priest or minister.
3. Children who live nearest the school as defined by the shortest public road route.

**Please refer to the Glossary of Terms on page 138 for further information.**

## Stapleford Community Primary School

Bar Lane, Stapleford, Cambridgeshire, CB22 5BJ

☎ 01223 508720

School Code	2041		1 <sup>st</sup>	2 <sup>nd</sup>	3 <sup>rd</sup>
School Type	Foundation with a Trust	No. of Preferences received	24	15	14
Age Range	4 – 11	No. of places allocated	30		
PAN	30	Criterion allocated to	5		
Number on roll	178	No. of appeals heard	0		

**Catchment Area:** Stapleford

### Oversubscription Criteria:

Children whose statement of special educational needs names the school will be admitted irrespective of whether there are places available in the year group.

NB. Those children with a statement of special educational needs that does not name the school will be referred to STAR Team to determine an appropriate place.

- 1 Children in Care, also Looked After Children (LAC), and children who were looked after but ceased to be so by reason of adoption, a resident order or special guardianship order;
- 2 The child resides in the school's catchment area with a sibling attending the school at time of admission.
- 3 The child resides in the school's Catchment Area;
- 4 The child does not reside in the catchment area for the school but has a sibling attending the school at the time of admission.
5. The child does not reside in the Catchment Area.

In cases of equal merit, priority will go to the child closest to the school by the shortest straight line distance. Please refer to the Glossary of Terms on page 138 for further information.

## Steeple Morden C of E Primary School

7 Hay Street, Steeple Morden, SG8 0PD

☎ 01763 852474

School Code	3029		1 <sup>st</sup>	2 <sup>nd</sup>	3 <sup>rd</sup>
School Type	Voluntary Controlled	No. of Preferences received	28	19	3
Age Range	4 – 11	No. of places allocated	29		
PAN	30	Criterion allocated to	6		
No. on roll	198	No. of appeals heard	0		

**Catchment Area:** Steeple Morden, Litlington, Abington Pigotts, Odsey

**Oversubscription Criteria:** Please see page 115.

## Swavesey Primary School

Middle Watch, Swavesey, Cambridgeshire, CB24 4RN

☎ 01954 273312

School Code	2046		1 <sup>st</sup>	2 <sup>nd</sup>	3 <sup>rd</sup>
School Type	Community	No. of Preferences received	40	34	8
Age Range	4 – 11	No. of places allocated	40		
PAN	40	Criterion allocated to	4		
No. on roll	322	No. of appeals heard	1		

**Catchment Area:** Swavesey and Lolworth

**Oversubscription Criteria:** Please see page 115.

## Thriplow C of E Primary School

School Lane, Thriplow, SG8 7RH

☎ 01763 208213

School Code	3326		1 <sup>st</sup>	2 <sup>nd</sup>	3 <sup>rd</sup>
School Type	Voluntary Aided	Number of Preferences received	16	17	8
Age Range	4 – 11	Number of places allocated	20*		
PAN	15	Criterion allocated to	9		
Number on roll	100	Number of appeals heard	0		

\*Additional places were offered to meet local need.

**Catchment Area:** Thriplow School serves the County Parish of Thriplow. The parish includes Thriplow village, Thriplow Heath, Pepperslade, Hurdles Way, Heathfield, and Ringstone. For transport purposes the Local Authority excludes from the catchment area those houses in Thriplow Parish which are located to the west in Pepperslade and Heathfield.

### Oversubscription Criteria:

Children who have a statement of special educational needs that names the school will be admitted. NB. Those children with a statement of special educational needs that does not name the school will be referred to STAR Team to determine an appropriate place.

1. Children in Care, also known as Looked After Children (LAC), and children who were looked after but ceased to be so by reason of adoption, a resident order or special guardianship order;
2. All children residing in the parish of Thriplow which includes Thriplow village, Thriplow Heath, Hurdles Way, Ringstone, Pepperslade and Heathfield;
3. Children of staff employed for two or more years.
4. Siblings of those on the roll at the time of admission. *For the purpose of the admissions policy sibling is defined as a child or children who live in the same family home;*
5. Children whose families are involved in the work and worship of the Four Church Benefice. The Four Church Benefice being St George's Church, Thriplow; St Mary's Church, Fowlmere; St Laurence's Church, Foxton; and All Saint's Church, Shepreth, and who may also live outside the parish of Thriplow. **(A letter from the parish priest will be required to confirm a family's involvement in the life and work of a church.)** It is recognized that some families do not live, work and worship in the same place.
6. Those children who are baptized and whose parents are active members of any Christian Church and for whom this is the nearest Church of England (Aided) School **(A letter from the parish priest will be required to confirm a family's involvement in the life and work of a church);**
7. Children whose parents, if not worshipping members of a Christian Church, nevertheless wish their child to attend a Church of England (Aided) School because of its specifically religious emphasis;
8. Children who live outside the catchment area, but for whom Thriplow school is the nearest school as measured by a straight line\* (see below);
9. Children who live outside the catchment area but who have been unable to gain a place at their catchment area school because of oversubscription.

**In cases of equal merit in each set of criteria, priority will go to children living nearest the school as measured by a straight line. Please refer to the Glossary of Terms on page 138 for further information.**

## The Vine Inter Church Primary School

The Vines, Upper Cambourne, CB23 6DY

☎ 01954 719630

School Code	3389		1 <sup>st</sup>	2 <sup>nd</sup>	3 <sup>rd</sup>
School Type	Voluntary Aided	No. of Preferences received	64	48	33
Age Range	4 – 11	No. of places allocated	60		
PAN	60	Criterion allocated to	3		
No. on roll	415	No. of appeals heard	0		

**Catchment Area:** The school will serve the whole of Cambourne. Please also see entry for Hardwick Primary School.

### Oversubscription Criteria:

Children who have a statement of special educational needs that names the school will be admitted.

NB. Those children with a statement of special educational needs that does not name the school will be referred to STAR Team to determine an appropriate place.

1. Children in Care, also known as Looked After Children (LAC), and children who were looked after but ceased to be so by reason of adoption, a resident order or special guardianship order;
2. Children living in the catchment area with a sibling at the school at the time of admission;
3. Children living in the catchment area;
4. Children living outside of the catchment area who have a sibling at the school at the time of admission
5. Children living outside the catchment area who have been unable to gain a place at their catchment school because of over-subscription;
6. Children who live out of catchment.

In cases of equal merit, priority will go to children living nearest the school according to the shortest straight line distance. Please refer to the Glossary of Terms on page 138 for further information.

## Waterbeach Community Primary School

High Street, Waterbeach, Cambridgeshire, CB25 9JU

☎ 01223 718988

School Code	2048		1 <sup>st</sup>	2 <sup>nd</sup>	3 <sup>rd</sup>
School Type	Community	No. of Preferences received	58	13	10
Age Range	4 – 11	No. of places allocated	58		
PAN	60	Criterion allocated to	3		
No. on roll	321	No. of appeals heard	0		

**Catchment Area:** Waterbeach, Landbeach and Chittering

**Oversubscription Criteria:** Please see page 115.

## William Westley C of E Primary School

Mill Lane, Whittlesford, Cambridgeshire, CB22 4NE

☎ 01223 832176

School Code	3032		1 <sup>st</sup>	2 <sup>nd</sup>	3 <sup>rd</sup>
School Type	Voluntary Controlled	No. of Preferences received	51	43	19
Age Range	4 – 11	No. of places allocated	30		
PAN	30	Criterion allocated to	4		
No. on roll	204	No. of appeals heard	5		

**Catchment Area:** Whittlesford

**Oversubscription Criteria:** Please see page 115.



## Willingham Primary School

Thoday's Close, Willingham, Cambridgeshire, CB24 5LE

☎ 01954 283030

School Code	2054		1 <sup>st</sup>	2 <sup>nd</sup>	3 <sup>rd</sup>
School Type	Community	No. of Preferences received	56	7	10
Age Range	4 – 11	No. of places allocated	59		
PAN	60	Criterion allocated to	6		
No. on roll	347	No. of appeals heard	0		

**Catchment Area:** Willingham

**Oversubscription Criteria:** Please see page 115.

# Glossary of terms

<b>Academies</b>	Including Free Schools, University Technical Colleges, are state-funded independent schools.
<b>Application form</b>	Available either online or on paper for parents / carers to complete, stating which schools they would prefer their children to attend.
<b>Catchment area</b>	A defined geographical area surrounding a school from which it will usually take the majority of its pupils.
<b>Community school</b>	A school owned and run by the County Council.
<b>Designated school</b>	The Local Authority will offer a place at a school which is either: (a) the catchment school; (b) the nearest school with an available place; or (c) the school specified in the child's statement of Special Educational Need or Education Health and Care Plan. This allocation is known as the designated school.
<b>Distance Between Home and School</b>	<p>Distance within Cambridgeshire is calculated by measuring a straight line from the reference point of the home, as determined by the National Land and Property Gazetteer (NLPG) or OS AddressBase Premium™ after October 2014, to the reference point of the school.</p> <p>For families who live outside of Cambridgeshire, straight line distances are determined using a combination of local maps and on-line resources. Distances for transport purposes are measured by the shortest available route.</p> <p>In the event of (a) two or more children living at the same address point (e.g. children resident in a block of flats) or (b) two addresses measuring the same distance from the school, the ultimate tiebreaker will be random selection, witnessed by the Council officer, independent of the Admissions Team.</p>
<b>Foundation school</b>	A school which is funded by the County Council but run by its governing body.
<b>Foundation school with a Trust</b>	A school which is funded by the County Council, but managed by its governing body, and has formed links with a charitable organisation (the Trust) formed by partners such as universities, businesses or voluntary organisations.
<b>Home Address</b>	<p>Is considered to be a child's permanent or main residence at the time school places are allocated. This should also be the address where the child will be residing when they start school.</p> <p>In the event of (a) two or more children living at the same address point (e.g. children resident in a block of flats) or (b) two addresses measuring the same distance from the school, the ultimate tiebreaker will be random selection, witnessed by the Council officer, independent of the Admissions Team.</p> <p style="text-align: right;"><b>Continued overleaf</b></p>

<b>Home address (continued)</b>	<p>Where a child's time is divided between more than one address, their "main residence" will be taken from where they spend the majority of their school nights (Sunday to Thursday), <b>and</b> to which the child benefit is paid.</p> <p>An address used for before and after-school childcare arrangements will <b>not</b> be considered.</p> <p>Places cannot be allocated on the basis of intended future changes of address, unless the move has been confirmed and the relevant proof can be provided;</p> <p style="padding-left: 40px;">a letter from your solicitor confirming exchange of contracts and completion date, a copy of a rental agreement for at least 12 months signed by both the tenant and the landlord</p> <p>If the move is a return to a property currently tenanted a copy of the notice to quit will be required.</p> <p>Parents must inform the Admissions Team of any change of address between the time of application and when the child is due to start at the new school. Failure to do this may result in the offer of a place being withdrawn.</p>
<b>Independent Appeals Panel</b>	The group of people who are called together to hear admission appeals. Panel members have no involvement with the school or the County Council.
<b>LA</b>	Local Authority
<b>Looked After Children</b>	A 'looked after child' is a child who is (a) in the care of the local authority, or (b) being provided with accommodation by a local authority in the exercise of their social services function (see definition in section 22(1) of the Children Act 1989) at the time of making an application to a school.
<b>Maintained schools</b>	All schools funded by the County Council (this includes community, foundation, voluntary controlled and voluntary aided schools).
<b>Oversubscription criteria</b>	The priority order by which school places are allocated when a school is oversubscribed, i.e. there are more applicants than places available.
<b>Parent</b>	son who is either the child's birth or adoptive parent or who has parental responsibility for the child.
<b>Previously Looked After Children</b>	Children who were previously Looked After (as defined above) but ceased to be so by reason of adoption, a special guardianship order or resident order (now known as a Child Arrangement Order) . Evidence must be provided to be considered under this criterion.
<b>Published Admission Number (PAN)</b>	The number of places available in the normal entry year.
<b>Siblings</b>	<p>Children, usually brothers or sisters, aged between 4 and 16, who live together in the same family unit.</p> <p>Unless otherwise stated, children who are in attached nursery or sixth form provision are not included.</p>

<b>Trust School</b>	A school which is funded by the County Council, but run by its governing body, and has formed links with a charitable organisation (the Trust) formed by partners such as universities, businesses or voluntary organisations.
<b>Voluntary aided school</b>	A school set up and owned by a voluntary body, usually a church body, but largely financed by the County Council.
<b>Voluntary controlled school</b>	A school owned and funded by the County Council but with links to the voluntary body that originally set it up.

# Useful Contact information

## Cambridgeshire Race Equality and Diversity Service (CREDS)

✉ CPDC

☎ 01223 703882

Foster Road  
Trumpington  
Cambridge  
CB2 9NL

@ [creds@cambridgeshire.gov.uk](mailto:creds@cambridgeshire.gov.uk)

🌐 <http://www.cambridgeshire.gov.uk/childrenandfamilies/race>

## Education Support for Looked After Children (ESLAC)

✉ Cambridge Professional Development Centre (CPDC) ☎ 01223 699883

Foster Road  
Trumpington  
Cambridge  
CB2 9NL

@ [eslac@cambridgeshire.gov.uk](mailto:eslac@cambridgeshire.gov.uk)

🌐 <http://www.cambridgeshire.gov.uk/childrenandfamilies/eslac>

## Education Welfare Benefits Service

✉ Box OCT1222

☎ 01223 703200

Fax: 01223 699481

The Octagon  
Shire Hall  
Castle Hill  
Cambridge  
CB3 0AP

@ [EWB.FSM@cambridgeshire.gov.uk](mailto:EWB.FSM@cambridgeshire.gov.uk)

🌐 [www.cambridgeshire.gov.uk/freeschoolmeals](http://www.cambridgeshire.gov.uk/freeschoolmeals)

## Home to school transport

### Social & Education Transport Team (SETT)

✉ Box SH1013

☎ 0345 0455208

Shire Hall  
Castle Hill  
Cambridgeshire  
CB3 0AP

@ [edtransport@cambridgeshire.gov.uk](mailto:edtransport@cambridgeshire.gov.uk)

🌐 [www.cambridgeshire.gov.uk/education/transport](http://www.cambridgeshire.gov.uk/education/transport)

## Parent Partnership Service

✉ Box SH1212

Shire Hall

Castle Hill

Cambridgeshire

CB3 0AP

@ [pps@cambridgeshire.gov.uk](mailto:pps@cambridgeshire.gov.uk)

💻 [www.cambridgeshire.gov.uk/pps](http://www.cambridgeshire.gov.uk/pps)

**CALL (Confidential Advice Line Link)**

☎ 01223 699214 - Countywide

## Special Education Needs

### Statutory Assessment and Resources (STAR) Team

✉ Box SCO2209

Scott House

Huntingdon

PE29 3AD

@ [start@cambridgeshire.gov.uk](mailto:start@cambridgeshire.gov.uk)

💻 <http://www.cambridgeshire.gov.uk/childrenandfamilies/specialneedsdisabilities/>

☎ 01480 372600

# Neighbouring Local Authorities

## Central Bedfordshire

☎ 0300 300 8037

School Admissions Service

Central Bedfordshire Council

Watling House, High Street North

Dunstable, LU6 1LF

@ [admissions@centralbedfordshire.gov.uk](mailto:admissions@centralbedfordshire.gov.uk)

💻 [www.centralbedfordshire.gov.uk/admissions](http://www.centralbedfordshire.gov.uk/admissions)

## Bedford Borough Council

☎ 01234 718120

School Admissions Service

Borough Hall, Cauldwell Street

Bedford, MK42 9AP

@ [admissions@bedford.gov.uk](mailto:admissions@bedford.gov.uk)

💻 [www.bedford.gov.uk](http://www.bedford.gov.uk)

## Essex County Council

☎ 0845 603 2200

School Admissions

PO Box 4261, Chelmsford

CM1 1GS

@ [admissions@essex.gov.uk](mailto:admissions@essex.gov.uk)

💻 [www.essex.gov.uk/admissions](http://www.essex.gov.uk/admissions)

## Hertfordshire County Council

☎ 0300 123 4043

Admissions and Transport Team

Hertfordshire County Council

County Hall CHR 102, Peggs Lane

Hertford,

SG13 8DF

@ [hertsdirect@hertscc.gov.uk](mailto:hertsdirect@hertscc.gov.uk)

💻 [www.hertsdirect.org](http://www.hertsdirect.org)

## Lincolnshire County Council

☎ 01522 782030

Fax: 01522 516708

County Offices,

Newland, Lincoln

LN1 1YQ

@ [schooladmissions@lincolnshire.gov.uk](mailto:schooladmissions@lincolnshire.gov.uk)

💻 [www.lincolnshire.gov.uk/schooladmissions](http://www.lincolnshire.gov.uk/schooladmissions)

## Norfolk County Council

☎ 0344 800 8020

School Admissions

8<sup>th</sup> floor, County Hall,

Martineau Lane,

Norwich, NR1 2DL

@ [admissions@norfolk.gov.uk](mailto:admissions@norfolk.gov.uk)

💻 [www.norfolk.gov.uk](http://www.norfolk.gov.uk)

## Northamptonshire County Council

☎ 0300 126 1000

Admissions Team

John Dryden House, 8-10 The Lakes

Northampton, NN4 7YD

@ [admissions@northamptonshire.gov.uk](mailto:admissions@northamptonshire.gov.uk)

💻 [www.northamptonshire.gov.uk/admissions](http://www.northamptonshire.gov.uk/admissions)

## Peterborough City Council

☎ 01733 864007

Admissions Team

Bayard Place, Broadway

Peterborough, PE1 1FB

@ [admissions@peterborough.gov.uk](mailto:admissions@peterborough.gov.uk)

💻 [www.peterborough.gov.uk](http://www.peterborough.gov.uk)

## Suffolk County Council

☎ 0345 600 0981

School Admissions Team

Children and Young People's Services

Suffolk County Council

Endeavour House

Russell Road

Ipswich, IP1 2BX

@ [admissions@suffolk.gov.uk](mailto:admissions@suffolk.gov.uk)

💻 [www.suffolk.gov.uk/admissions](http://www.suffolk.gov.uk/admissions)





**This booklet is available in a variety of languages,  
large-print and Braille. If you require an alternative version  
please contact the Admissions Team**

** 0345 0451370**

** [admissions@cambridgeshire.gov.uk](mailto:admissions@cambridgeshire.gov.uk)**